


WCS D Music Department
Guidelines for teaching music during COVID-19 modifications

Elementary Music

- **Music rooms:** if rooms are taken for use other than music, instruction should resume in designated music rooms as soon as it is deemed safe.
- **Music teachers:** Music teachers should be used to teach music. Teachers will need to travel room to room
 - Music Class should be held outside whenever possible: this reduces the risk to the students & teacher
 - Music scheduling & times: If the standard 30 minutes, twice a week is not feasible at this time, it is recommended that music be scheduled as one 45-60 min session. This reduces the amount of exposure for students and teachers and will help enable needed sanitization and passing time.
 - Passing time: teachers will need time to sanitize, pack-up, travel, and set-up in the new room. Teachers should receive at least 5 minutes between classes.
 - PPE: it is recommended that music teachers wear the most protective masks possible as they will likely be exposed to the entire school population.
 - Materials: as teachers will be travelling from room-to-room, they will need the following materials:
 - Rolling cart or wagon
 - iPad or laptop & portable speaker
 - audio enhancement microphone (to use with each classroom's speakers or a traveling mic/speaker)
- **Music activities (see p. 13-15 of [NAfME Fall 2020 Guidance for Music Education](#) document for more guidance)**
 - Recommended activities
 - Rhythm reading/clapping
 - Body percussion
 - Listening/analyzing music
 - Music theory & vocabulary
 - Pitch reading & humming
 - Videos
 - Activities that **ARE NOT ALLOWED** at this time (based on summer school governor directives)




WCS D Music Department

Guidelines for teaching music during COVID-19 modifications

- Singing (this could change based on governor directive and a study being released July 25 about singing and air droplets). Singing outside with masks is allowable.
- Recorders (this could change at some point in the year and will only be allowed if each student has their own instrument)
- P-Bones (plastic trombones)- these traveling sets will not be available for SY20-21.
- Dancing (this could change based on governor directive)
- Any activity that would have students sharing instruments without proper sanitization between use
- **Grading** (Waiting for district guidance- modifications may be needed as we may not be able to teach all standards)

Elementary 6th grade Music Block (band/strings/choir)- 8 schools

- **Possible Scenarios**
 - A- Proceed as scheduled. Requires all 6th grade students to mix with each other. 3-4 spaces needed, depending on school size. Large spaces needed if class size is large. Band and string teachers will be traveling to and from up to 8 schools throughout the week.
 - B- Block schedule remains the same. 6th grade classes rotate- 1 class per block day receives music. This scenario reduces the amount of minutes each 6th grader receives music. A school with 2 sections of 6th graders- each student would receive music 1x a week. A school with 4 sections of 6th graders- each student would receive music 1x every other week.
 - C- 6th graders take music virtually while in school. Requires general ed teacher to remain in the room during music. Requires each 6th grade class to have their own music time. General music teacher schedule will need to be adjusted to support this scenario.
 - D- all 6th graders take general music from the general music teacher. 6th grade band and string courses on hold for 20-21 school year. This scenario only works if the general music teacher's schedule can accommodate the added classes.
- **Band and String Itinerant Teachers**
 - Music Class should be held outside whenever possible: this reduces the risk to the students & teacher
 - PPE: it is recommended that music teachers wear the most protective masks possible as they will likely be exposed to the entire school population.




WCS D Music Department

Guidelines for teaching music during COVID-19 modifications

- **Music Activities** (see band and string recommendations for MS and HS students)
- **Grading** (Waiting for district guidance- modifications may be needed as we may not be able to teach all standards)

Band Recommendations

- **General**
 - Band Rooms should be set up with at least 3 feet of space between chairs/stations and chairs/stations should be set in rows facing the same way.
 - **PPE:** it is recommended that music teachers wear the most protective masks/shields possible as they will be exposed to a variety of the student population.
- **Procedures if Woodwind/Brass playing IS ALLOWED**
 - Music Class should be held outside whenever possible: this reduces the risk to the students & teacher
 - Students should wear masks when not playing and use masks over mouthpieces where possible (ex: mouthpiece would go in through a small slit in center of the mask)
 - Clarinets/Oboe/Bassoon/Brass should cover bells with fabric (ex: a show cap or nylon stocking)
 - Flutes should use a face shield or Wind Defender to limit droplets escaping
 - Brass and oboes must empty water/condensation into buckets containing a sanitizing solution
 - Percussion should not share sticks/mallets during class. They should have their own set or should use instruments/mallets that have been properly sanitized.
 - Wind instrument sharing IS NOT allowed (ex: tuba players sharing the same tuba but using different mouthpieces)
- **Procedures if Woodwind/Brass playing IS NOT ALLOWED**
 - Teachers may have students work on fingerings and other non-playing aspects of their instrument to show them how to practice when not at school. Do not allow students to get out mouthpieces during this time as they will be tempted to play.
 - Playing percussion instruments is ok if students do not share sticks/mallets/instruments. A stick/mallet/instrument must be properly sanitized before being used by a different student.
- **Recommended activities for times when Woodwind/Brass playing is NOT ALLOWED**




WCS D Music Department

Guidelines for teaching music during COVID-19 modifications

- See pages 13-15 of the NAFME [Fall 2020 Guidance for Music Education](#) document for musical standards that can be met without playing instruments.
- Have students play percussion instruments to learn melodic/rhythmic reading. This can be done out of their regular band books.
- Have students play percussion ensemble music for something more engaging.
- Use a class time every so often to go over aspects of playing their woodwind/brass instrument. Ideas for this area are:
 - Instrument assembly
 - Instrument maintenance and cleaning (do not actually clean, just demonstrate what they should do at home)
 - Do fingerings and say the note names to learn melodic/rhythmic reading
 - Check hand position/posture
- **Recommended assignments/activities for students on their distance learning days**
 - Playing assignments for their instruments
 - Music theory worksheets or online activities
 - Work with a private teacher or band teacher/coach over video
 - Material from the 19-20 Distance Learning Music packets
- **Marching Band**
 - Marching bands should follow all procedures outlined above
 - Students should always be placed in at least 3' intervals and should wear masks when not playing
 - If we are not allowed to play woodwinds/brass inside, marching bands may march without playing or play without marching.
 - If we are allowed to play woodwinds/brass inside, marching bands may play and march. Students should be kept at 6' intervals during this time. If they are not marching, they may play at 3' intervals.

Choir Recommendations

- **General**
 - Rooms should be set up with at least 3 feet of space between chairs and chairs should be set in rows facing the same way.
 - PPE: it is recommended that music teachers wear the most protective masks/shields possible as they will be exposed to a variety of the student population.
- **Procedures if singing IS ALLOWED**



WCS D Music Department

Guidelines for teaching music during COVID-19 modifications

- Music Class should be held outside whenever possible: this reduces the risk to the students & teacher
- Students and teacher must wear masks while singing
- **Recommended activities for times when singing is NOT ALLOWED**
 - See pages 13-15 of the NAFME [Fall 2020 Guidance for Music Education](#) document for musical standards that can be met without singing.
 - Students may hum with their mask on.
 - Have students play percussion instruments (including chimes & handbells), ukulele, or guitar to learn melodic/harmonic/rhythmic reading.
- **Recommended assignments/activities for students on their distance learning days**
 - Singing assignments (learning their music or practicing sight reading)
 - Music theory worksheets or online activities
 - Work with a private teacher or choir teacher/coach over video
 - Material from the 19-20 Distance Learning Music packet

Orchestra Recommendations

- **General**
 - Rooms should be set up with at least 3 feet of space between chairs and chairs should be set in rows facing the same way.
 - PPE: it is recommended that music teachers wear the most protective masks/shields possible as they will be exposed to a variety of the student population.
- **Class Procedures**
 - Students may not share instruments/bows unless they have been properly sanitized first.
 - Class can be run as normal otherwise.

Resources

- [NAfME Fall 2020 Guidance for Music Education](#)
- [Colorado State Aerosol Study](#)
- [NAfME cleaning procedures for individual instruments](#)