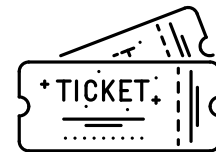





# **Reed HS Graduation information**

- **May 15<sup>th</sup> 10:38 A.M. during 4<sup>th</sup> period in gym**
  - Senior Info Meeting
  - Jostens (626-4944 or [www.Jostens.com](http://www.Jostens.com)) will show how to properly wear a cap & gown.
- **May 30<sup>th</sup> on the west side of school**
  - Each senior will be given ten (10) tickets and three (3) parking passes at delivery of caps and gowns
- **June 6th, 2025**
  - MANDATORY REHEARSAL
  - 12:30 P.M. - 1:30 P.M. - Reed Large Gym
- **GRADUATION CEREMONY**
  - THURSDAY, JUNE 12th, 2025 - 8:00 A.M.
  - LAWLOR EVENTS CENTER

## **Tickets/Parking passes**



- Each senior will be given their ten (10) tickets and three (3) parking passes at delivery of caps and gowns on Friday, May 30th on the west side of school-this will be announced as well during school
- Graduation will be live streamed for those unable to attend
  - Live link to watch graduation
  - <https://youtube.com/live/7-9CFdFFQMc?feature=share>
- IMPORTANT REMINDER ABOUT TICKETS
  - Graduation is a meaningful milestone and a special time for our students, families, and school communities. To ensure a fair and positive experience for everyone, we want to remind all students and families that graduation tickets are not to be sold or posted online for resale.
- Parking passes must be presented to enter the garage. Tickets for graduation must be shown to get into Lawlor Events Center.



# GRADUATION DAY

## FAMILIES AND GUESTS:

- Enter via the Upper Concourse 2<sup>nd</sup> floor at Doors 22 and 36.
- Disabled guests may access through the South Entrance and use the elevator to the concourse level to find seating. Individuals with mobility impairment or adaptive devices will be allowed one guest to accompany them in the disabled seating area.
- Audience can arrive an hour prior to graduation-7AM
- POMP AND CIRCUMSTANCE begins promptly at 8:00 A.M . The ceremony should last approx. 2 hours.

## STUDENTS:


- REPORT TO THE PREPARATION AREA at Lawlor Events Center BY 7:00 A.M. with your cap and gown (enter bottom floor on the south side of Lawlor to left of stairs-see last page)
- Pictures will be taken in the ready room by Bell Photos
- There are restrooms and water fountains near the ready room
- The Valedictorian/Salutatorian will lead the class followed by the Senior Class Officers, Student Body Officers, and then followed by the honor graduates. The remainder of the class will follow
- Students: you will sit by whom you are lined up with, graduates will enter *two by two* to the seating area

## WHAT TO BRING TO GRADUATION

- Nothing!!! Leave all valuables at home or have your family keep them. There will be no one to watch personal belongings during graduation. Lawlor Events Center and The Washoe County School District are not responsible for lost or stolen items.
- PLEASE, NO CHEWING GUM!
- The University of Nevada, Reno has a policy limiting the size and type of bag allowed for all events in an effort to provide a safer environment for the public and expedite entry into athletic venues. For more information:

<https://www.unr.edu/lawlor/visit/bag-policy>






## PHOTOS

- Photos will be taken prior to the ceremony in the silver and blue ready rooms by Bell Photo
- Parents and families are not permitted in the ready rooms
- Photos can be taken before students enter the ready rooms or after the ceremony



## HOW TO WEAR YOUR CAP & GOWN:

- Graduates of Native American descent may affix an eagle feather to the cap in accordance with the American Indian Religious Freedom Act.
- The Class of 2025, graduating seniors from WCSD will be able to decorate their mortarboards for their graduation ceremonies. This is an opportunity to express your pride, joy and gratitude in a way that is unique to you.
  - Of course, these decorations must also be appropriate and cannot be lewd, obscene, vulgar, profane, contain hate speech, promote violence, promote the use of illicit drugs or create a substantial disruption with the graduation ceremony or any other form of unprotected speech. I trust that you will adhere to these guidelines.
- Press the gown with a cool iron. The gown should fall approximately eight inches from the floor for students. The cap should be placed forward on your head with the short point almost between your eyebrows and the board parallel to the floor. The tassel is to be placed to the left side of the board, over your eye. You will move the tassel to the right side when the announcement is made at the completion of the graduation ceremony. You may want to put your name inside your cap.



## DIPLOMAS & PROGRAMS

- Do not panic.... your diploma will not be in the diploma cover! You will go to the Silver and Blue Rooms after the ceremony to pick up your diploma. Tables will be set up alphabetically. Please immediately report there following the ceremony. This will allow you to meet your family outside in a timely manner.
- Families and guests will not be permitted beyond the upper concourse. Plan to meet your student outside the upper concourse after the ceremony. No food or drink will be allowed inside Lawlor.

# Additional Information

## GRADUATION DISRUPTION



- Air horns are not allowed.
- Confetti, balloons and balloon bouquets are not permitted inside the arena.
- Items that are designed to be blown up or thrown are not allowed in the Lawlor Events Center. Violators of this directive will be removed from graduation and their diploma will be held pending a later contact.
- SIGNS, AIRHORNS, AND/OR ANY OTHER NOISE MAKERS ARE FORBIDDEN AND WILL BE CONFISCATED IF FOUND ON THE PREMISES.

## STUDENT DRESS FOR GRADUATION

- This is a formal event; Please dress nicely!



## STUDENT BEHAVIOR / DEMEANOR OF SPECTATORS

- Reed's graduation exercises are planned as a dignified and solemn ceremony. It is expected that all spectators, parents, family, and friends will behave in an appropriate manner respectful of the accomplishments of our fine graduates.
- Students who do not behave properly will be removed immediately from the graduation area. Any student who leaves the Lawlor Events Center prior to crossing the stage for any reason other than an emergency will not be allowed to return to their seat. Diplomas will not be issued to these students but will be issued to the parents at a conference with the school principal to be requested by the parents and held within thirty (30) days after graduation. School personnel are assigned supervisory responsibilities to assist graduates during the ceremony. Should a student be found to be under the influence of drugs or alcohol at the ceremony, they will be denied the opportunity to participate, will be removed from the graduation area, and placed in police custody.



## ACADEMIC AWARDS/Cords

- Any candidate for graduation who wishes to wear an academic award at commencement presented by a group or organization not affiliated with the school district shall make the request in writing at least seven calendar days prior to the scheduled commencement date.
- The request shall be delivered to Mr. Rosenbloom. It is the responsibility of the student to provide documentation that establishes the appropriateness of the award. The decision of the principal to grant or deny the request shall be delivered to the student as soon as possible after its receipt.

## Holds on caps and gowns

Why can't I pick up my cap and gown???

- Lack of required credits and students in jeopardy of failing a class(es)
  - see your Counselor or Registrar
- Make sure you have returned all items by May 30<sup>th</sup> that are not needed for finals such as
  - Library books
  - Textbooks
  - School laptops and charging cords
  - Return items to the library

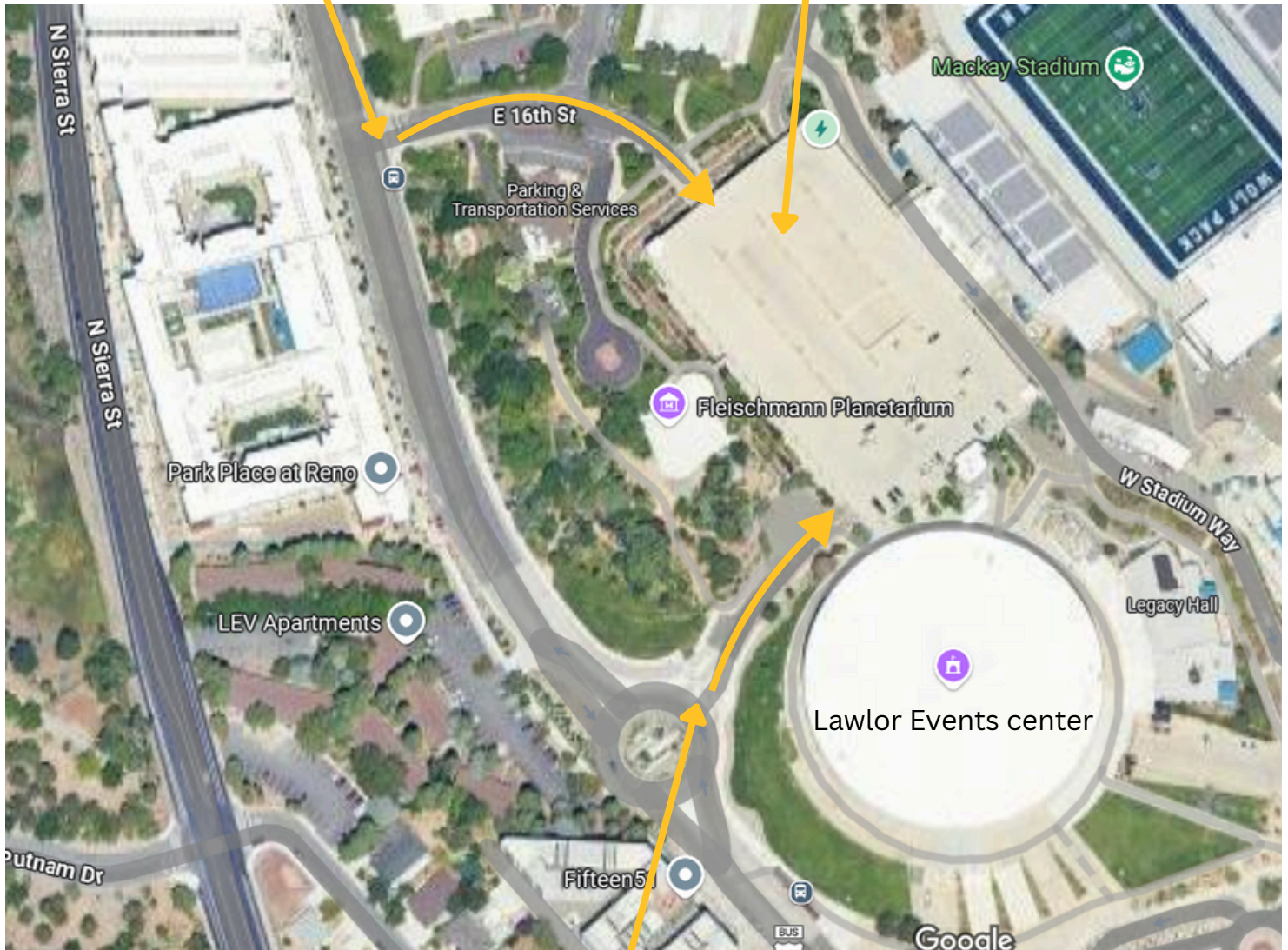
## Transcripts

- Transcripts showing that a student has graduated from high school must be ordered after the ceremony.
  - <https://washoeschoolsnv.scriborder.com/>
- For Dual-credit students
  - To order a transcript to one of these schools please use the
  - [NSHE Transcript Request form](#).
    - If you do not use this link you will be charged the transcript fee.

## Parking and general directions

16th and Virginia  
Street Entrance

Parking garage for  
graduation



Parking garage entrance via  
round about on Virginia  
street between 16<sup>th</sup> and  
15th streets



## Parking and general directions

Parking garage  
make sure parking  
pass is on dash

Families will stay  
on 2<sup>nd</sup> level

Student entrance  
ground floor



Families will stay  
on 2<sup>nd</sup> level

student  
entrance street  
view

