

Washoe County School District
Alice Smith Elementary School
2024-2025 Status Check

Mission Statement

It is our mission at Alice Smith Elementary to ensure high levels of learning and growth for each student within a positive atmosphere.

Vision

To foster an inclusive and supportive learning environment where every student at Alice Smith experiences significant academic growth and personal development. We will promote a positive environment that all students feel safe and excited to come to school each day!

Demographics & Performance Information

Nevada Report Card

In compliance with federal and state law, Nevada’s K-12 Accountability Portal provides detailed information about each school’s student and staff demographics and school performance rating, a star-rating system based on the Nevada School Performance Framework (NSPF). You can find our School Rating Report at (Add a link to the school’s School Rating Report.)

https://nevadareportcard.nv.gov/DI/nv/washoe/alice_smith_elementary/2024

Table of Contents

Goals	3
Goal 1: Student Success	3
Goal 2: Adult Learning Culture	4
Goal 3: Connectedness	5


Goals

Goal 1: Student Success
Aligns with District Priority


Annual Performance Objective 1: One hundred percent of students in grades K-5 will meet their typical growth target in reading on the third iReady Diagnostic. 60% of students who are two or more grade levels below on the first reading diagnostic will meet their stretch growth target on the third diagnostic.

Evaluation Data Sources: iReady

Improvement Strategy 1 Details	Status Checks		
Improvement Strategy 1: iReady School rewards for meeting goals Students self progress monitoring Prioritize minutes and classroom environment for iReady MyPath minutes. Formative Measures: iReady, student self monitoring notes, school celebrations/rewards, master schedule Student Groups This Strategy Targets: FRL, EL, Students with Disabilities, Foster/Homeless, Racial/Ethnic Groups, Chronically Absent, At Risk - Evidence Level: Promising Problem Statements/Critical Root Causes: Student Success 1	Status Check		
	Jan	Apr	June
			

 No Progress

 Accomplished






 Continue/Modify

 Discontinue

Goal 1: Student Success

Annual Performance Objective 2: One hundred percent of students in grades K-5 will meet their typical growth target in math on the third iReady Diagnostic. 60% of students who are two or more grade levels below on the first math diagnostic will meet their stretch growth target on the third diagnostic.






Evaluation Data Sources: iReady

Improvement Strategy 1 Details	Status Checks		
Improvement Strategy 1: iReady School rewards for meeting goals Students self progress monitoring Prioritize minutes and classroom environment for iReady MyPath minutes. Formative Measures: iReady, student self monitoring notes, school celebrations/rewards, master schedule Position Responsible: Admin and Leadership Team Student Groups This Strategy Targets: FRL, EL, Students with Disabilities, Foster/Homeless, Racial/Ethnic Groups, Chronically Absent, At Risk - Evidence Level: Promising Problem Statements/Critical Root Causes: Student Success 1	Status Check		
	Jan	Apr	June
			
<div><div> No Progress</div><div> Accomplished</div><div> Continue/Modify</div><div> Discontinue</div></div>			

Goal 2: Adult Learning Culture
Aligns with District Priority

Annual Performance Objective 1: 100% of certified staff will actively participate in ongoing professional learning focusing on tier 1 instruction planning and data analysis.

Evaluation Data Sources: Agendas, walk through forms






Improvement Strategy 1 Details	Status Checks		
Improvement Strategy 1: PLC's Tier 1 differentiated instruction Vocabulary for all/Elevation strategies Observe other teachers during the instructional day Calibrated learning walks Teacher led professional development iReady training Formative Measures: PD agendas, Teacher Clarity focus walk through forms, protocol and plan for teacher data analysis Position Responsible: Admin Student Groups This Strategy Targets: FRL, EL, Students with Disabilities, Foster/Homeless, Racial/Ethnic Groups, Chronically Absent, At Risk - Evidence Level: Moderate Problem Statements/Critical Root Causes: Adult Learning Culture 1	Status Check		
	Jan	Apr	June
			
<div>  No Progress  Accomplished  Continue/Modify  Discontinue </div>			

Goal 3: Connectedness

Aligns with District Priority

Annual Performance Objective 1: The percentage of students identified as chronically absent in the 24-25 school year will decrease from 19.9% to 9% when compared to the 23-24 school year.

Evaluation Data Sources: BIG Attendance Reports

Improvement Strategy 1 Details	Status Checks		
Improvement Strategy 1: Teacher Home Visits Stallions poster to track 100% class attendance in each class with student voted reward Incentive Friday attendance Increased engagement with organized activities at recess Regularly address and intervene for absenteeism Formative Measures: contracts/agreements, attendance reports, attendance review data, outreach communication, attendance process/protocols, home visit data Position Responsible: Admin and Home Visit Coordinator Student Groups This Strategy Targets: FRL, EL, Students with Disabilities, Foster/Homeless, Racial/Ethnic Groups, Chronically Absent, At Risk - Evidence Level: Moderate Problem Statements/Critical Root Causes: Connectedness 1	Status Check		
	Jan	Apr	June
			
<div><div> No Progress</div><div> Accomplished</div><div> Continue/Modify</div><div> Discontinue</div></div>			