

Go Mobile

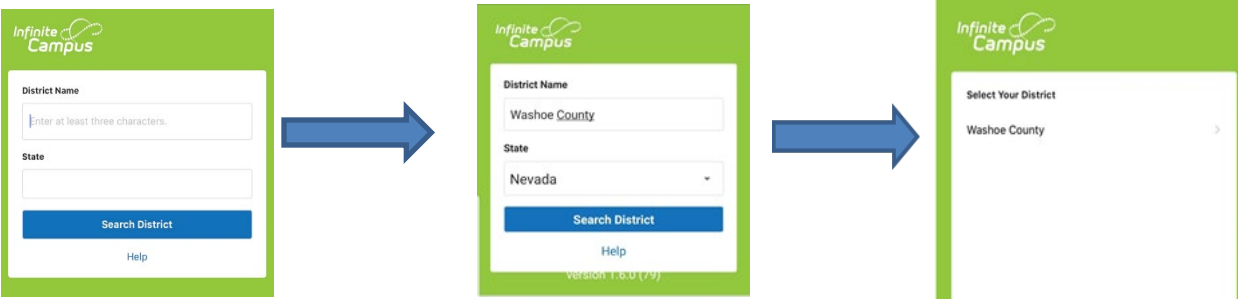
Anytime, anywhere access. Get your Campus Portal information when you want it from your mobile device.

Step 1 - Download the App

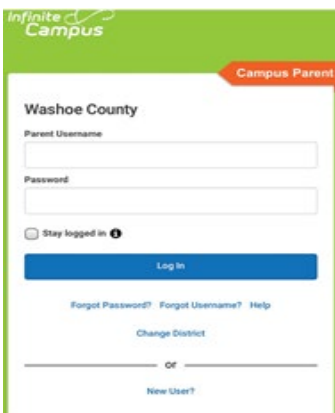
- Download the **Infinite Campus Mobile Portal** application from any of the following app stores:



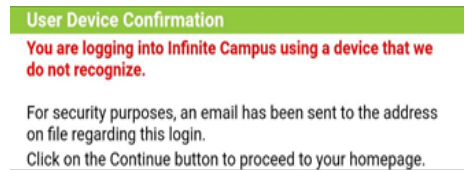
Step 2 - Type in the District Name and State



Step 3 – Enter Portal Account to Sign In



- Enter your Campus Portal username and password
- Select Log In



Step 4 - Under “User Device Confirmation”

- Click “Recognize this device in the future”
- Click “Continue”
- It will take you to your child’s school’s “Message Center”

