



WASHOE COUNTY SCHOOL DISTRICT STUDENT ATTENDANCE ADVISORY COMMITTEE

March 6, 2020, 9:00 a.m.
WCSD Administration Building
425 E. 9th Street, Board Room
Reno, NV 89502

AGENDA

1. OPENING ITEMS

- 1.01** Call to Order - 9:00 a.m., WCSD Administration Building 425 E. 9th Street, Board Room, Reno, Nevada
- 1.02** Roll Call
- 1.03** Public Comment - Comments from the public are invited at this time on topics not specifically addressed elsewhere in the agenda. A "Citizen's Request to Speak" card should be filled out and submitted to the Recording Secretary before speaking during the Public Comment section. All persons are limited to 3 minutes per item. In accordance with Open Meeting Law and on the advice of legal counsel, the public body is discouraged from discussing and precluded from deliberating and/or acting on items raised by Public Comment which are not already on the agenda. The public body may impose reasonable content-neutral restrictions on public comment such as willfully disruptive comments that are irrelevant, repetitious, slanderous, offensive, inflammatory, irrational, or amounting to personal attacks or interfering with the rights of other speakers. Correspondence or written materials submitted for public comment by the general public shall be attached to the minutes of the meeting.

2. DISCUSSION, PRESENTATION AND ACTION ITEMS - Public comment: any individual may address the public body concerning any item listed below. A completed "Citizen's Right to Speak" card must be submitted to the public body at the meeting. During the discussion of each item on the agenda, the Chair will invite the individual to come forward to speak. Individuals are limited to three minutes per item.

- 2.01** ACTION TO ADOPT THE AGENDA – Items on this agenda may be taken out of order; the public body may combine two or more agenda items for consideration; and the public body may remove an item from the agenda or delay discussion relating to an item on the agenda at any time. (For Possible Action)
- 2.02** APPROVAL OF MINUTES OF THE STUDENT ATTENDANCE ADVISORY COMMITTEE FROM THE SEPTEMBER 6, 2019 MEETING (FOR POSSIBLE ACTION)
- 2.03** DISCUSSION AND POSSIBLE ACTION TO PROVIDE FEEDBACK TO THE COMMITTEE STAFF LIAISON OF POTENTIAL GOALS AND OBJECTIVES FOR THE STUDENT ATTENDANCE ADVISORY COMMITTEE THROUGH THE 2020-21 SCHOOL YEAR (FOR POSSIBLE ACTION)
- 2.04** PRESENTATION AND DISCUSSION ON EXPLORING AND PREDICTING SCHOOL GRADE LEVEL CHRONIC ABSENTEEISM DATA (FOR DISCUSSION ONLY)

3. CLOSING ITEMS

3.01 Announcement of Next Meeting: Friday, June 5, 2020, at 9:00 a.m. at the WCSD Administration Building, 425 East 9th Street, Board Room, Reno, Nevada 89512.

3.02 Public Comment - Comments from the public are invited at this time on topics not specifically addressed elsewhere in the agenda. A "Citizen's Request to Speak" card should be filled out and submitted to the Recording Secretary before speaking during the Public Comment section. All persons are limited to 3 minutes per item. In accordance with Open Meeting Law and on the advice of legal counsel, the public body is discouraged from discussing and precluded from deliberating and/or acting on items raised by Public Comment which are not already on the agenda. The public body may impose reasonable content-neutral restrictions on public comment such as willfully disruptive comments that are irrelevant, repetitious, slanderous, offensive, inflammatory, irrational, or amounting to personal attacks or interfering with the rights of other speakers. Correspondence or written materials submitted for public comment by the general public shall be attached to the minutes of the meeting.

3.03 Adjourn Meeting

Forum Restrictions and Orderly Conduct of Business: This public body conducts the business of the Washoe County School District during its meetings. The presiding officer may order the removal of any person whose statement or other conduct disrupts the orderly, efficient or safe conduct of the meeting. Warnings against disruptive comments or behavior may or may not be given prior to removal. The viewpoint of a speaker will not be restricted, but reasonable restrictions may be imposed upon the time, place and manner of speech. Irrelevant and unduly repetitious statements and personal attacks which antagonize or incite others are examples of speech that may be reasonably limited.

Members of the public wishing to request supporting materials for this meeting or who are disabled and require special accommodations at the meeting should contact Dodi Broker, Recording Secretary. Ms. Broker can be contacted in writing at PO Box 30425, Reno, Nevada 89520-3425, by telephone at 775-337-9911, or by email at dbroker@washoeschools.net.

This agenda and supporting materials, as indicated, have been posted at the following locations:

www.washoeschools.net (with supporting materials)

www.boarddocs.com/nv/washoe/board.nsf/public (with supporting materials)

State of Nevada website (notice.nv.gov)

WCSD Central Administrative Building

Washoe County Administration Building

Washoe County Courthouse

Reno City Hall

Sparks City Hall

Sparks Library

Pyramid Lake Paiute Tribe Administration Building

Reno Sparks Indian Colony Administrative Office



Washoe County School District Student Attendance Advisory Committee Meeting Minutes

September 6, 2019

1. Opening Items

1.01 Call to Order

Vice Chair Jason Trevino called the meeting of the Student Attendance Advisory Committee to order at 9:01 a.m. at the WCSD Administration Building Board Room, 425 E. 9th Street, Reno, NV.

1.02 Roll Call

Vice Chair Jason Trevino and members Roger Bahten, Lance Mezger, Elizabeth Florez were present at roll call. Lacey Keele, Keri Pruitt, and Charles Aglubat were not present at roll call. Staff Liaison Rechelle Murillo was also present.

1.03 Public Comment

There was no public comment

2. Discussion, Presentation and Action Items

2.01 ACTION TO ADOPT THE AGENDA

There was no discussion on the adoption of the agenda.

On motion by Roger Bahten, seconded by Lance Mezger, the Student Attendance Advisory Committee approved the agenda as presented (Yea: Roger Bahten, Lance Mezger, Jason Trevino, Elizabeth Florez) Final Resolution: Motion Carries 4-0.

2.02 APPROVAL OF MINUTES OF THE STUDENT ATTENDANCE ADVISORY COMMITTEE MEETING FROM June 6, 2019

There was no discussion or proposed changes to the minutes of the September 6, 2019 meeting.

On motion by Lance Mezger, seconded by Roger Bahten, the Student Attendance Advisory Committee approved the minutes of the June 6, 2019 meeting (Yea: Roger Bahten, Lance Mezger, Elizabeth Florez, Jason Trevino) Motion Carries 4-0

2.03 CONSIDERATION AND POSSIBLE ACTION TO SELECT A CHAIRPERSON FOR A TERM ENDING JUNE 30, 2020 FROM THE CURRENT MEMBERSHIP OF THE STUDENT ATTENDANCE ADVISORY COMMITTEE: LACEY KEELE, ROGER

BAHTEN, JASON TREVINO, KERI PRUITT, ELIZABETH FLOREZ, CHARLES AGLUBAT AND LANCE MEZGER

Staff Liaison Rechelle Murillo informed the members of the duties and responsibilities of the chair and vice chair positions.

Members Elizabeth Florez and Jason Trevino indicated interest in serving as either Chairperson or Vice-Chairperson.

On motion by Roger Bahten, seconded by Lance Mezger, the Student Attendance Advisory Committee elected Elizabeth Florez to be Chairperson for term ending June 30, 2020. (Yea: Lance Mezger, Roger Bahten, Jason Trevino, Elizabeth Florez) Final Resolution: Motion Carries 4-0

2.04 CONSIDERATION AND POSSIBLE ACTION TO SELECT A VICE-CHAIRPERSON FOR THE TERM ENDING JUNE 30, 2020 FROM THE CURRENT MEMBERSHIP OF THE STUDENT ATTENDANCE ADVISORY COMMITTEE: LACEY KEELE, ROGER BAHTEN, JASON TREVINO, KERI PRUITT, ELIZABETH FLORES, CHARLES AGLUBAT AND LANCE MEZGER

On motion by Roger Bahten, seconded by Lance Mezger, the Student Attendance Advisory Committee elected Jason Trevino to be Vice Chairperson for term ending June 30, 2020. (Yea: Elizabeth Florez, Lance Mezger, Roger Bahten, Jason Trevino) Final Resolution: Motion Carries 4-0

2.05 PRESENTATION BY A WCSD STUDENT OF THEIR PERSPECTIVE ON ATTENDANCE AND LESSONS LEARNED FROM ATTENDING THE STUDENT VOICE CONFERENCE

Michelle Hammond, WCSD Student Voice Program Coordinator, gave a presentation on the Strength in Voices Conference held in March of 2019, and introduced WCSD student Zach, who gave some of his thoughts and perspective after experiencing chronic absenteeism himself. Zach offered some suggestions about helping students understand the importance of good attendance that include having staff speak to students one on one about their attendance problems so staff understand the reasons for it. He felt this would make students feel cared about and help them find solutions to breaking the chronic absenteeism pattern. He also did not feel the district policy in place school for the last school year of turning in makeup work to erase an absence was a good policy. Board members expressed agreement and appreciation to Zach for sharing his personal experiences and his suggestions.

2.06 PRESENTATION AND DISCUSSION ON WCSD CHRONIC ABSENTEEISM DATA REPORT FROM THE 2018-19 SCHOOL YEAR

Rechelle Murillo, WCSD Unity Support Coordinator, and Jennifer Harris, WCSD Program Evaluator, gave a Power Point presentation on data collected from the 2018-19 school year showing two years of chronic absenteeism statistics broken down by grades and by special groups. Chronic absenteeism is defined as missing 10% or more of school that equates to about two days per month. The goal during the 18-19 school year was to decrease absenteeism rates and a decrease of 2% was achieved according to the data collected. Statistics show the biggest challenges are with students experiencing homelessness and students in foster care.

2.07 PRESENTATION AND DISCUSSION OF THE WCSD ATTENDANCE SURVEY AND REPORT FROM THE 2018-19 SCHOOL YEAR

Rechelle Murillo, WCSD Unity Support Coordinator, and Jennifer Harris, WCSD Program Evaluator, gave a presentation on data collected from the 2018-19 Attendance Survey distributed to school principals who in turn requested selected school staff to participate. Data shows an increase in attendance rates of 5% for both the 2017/18 and 2018/19 school years. Ms. Harris reported that the survey attempted to collect a snapshot of how individual schools are dealing with chronic absenteeism as the survey was for staff only. Principals were given the survey results and the option of sharing the results with their staff in order to discuss the results and policies.

2.08 PRESENTATION AND DISCUSSION OF THE WCSD ATTENDANCE MESSAGING PILOT PROGRAM FROM THE 2018-19 SCHOOL YEAR

Rechelle Murillo gave a Power Point presentation on outcomes of the pilot program conducted at several elementary schools which consisted of staff sending pre-written and authorized positive text messages to parents/guardians when students were absent from school.

3. Closing Items

3.01 Announcement of the next meeting

The next meeting of the WCSD Student Attendance Advisory Committee will be December 6, 2019. Meetings begin at 9:00 a.m. at the WCSD Administration Building, 425 East 9th Street, Board Room, Reno, Nevada 89512.

3.02 Public Comment There was no public comment.

3.03 Adjourn Meeting

There being no further business, Vice Chairperson Jason Trevino adjourned the meeting at 10:05 a.m.

Student Attendance Advisory Committee



March 2, 2020



Washoe County School District
Every Child, By Name And Face, To Graduation™





Average Daily Attendance

Percent of a school's student body that attends on a typical day.

Chronic Absenteeism

Percent of students who miss 10% or more of days enrolled, regardless of the reason for the absence.

- Equates to missing 2 days a month or 18 days over 180 day school year.

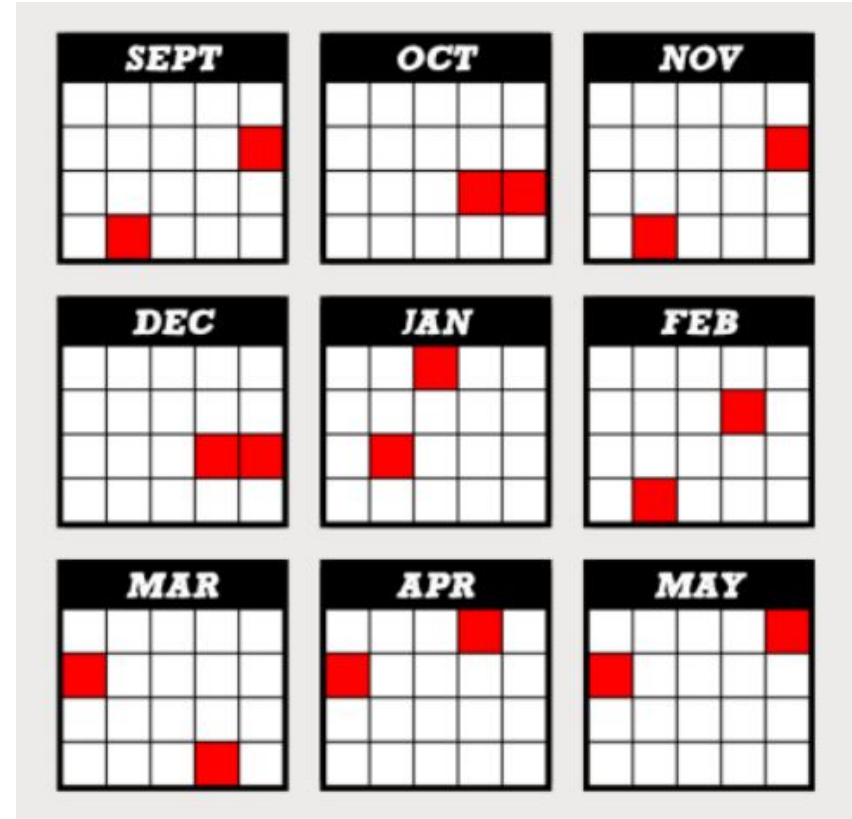
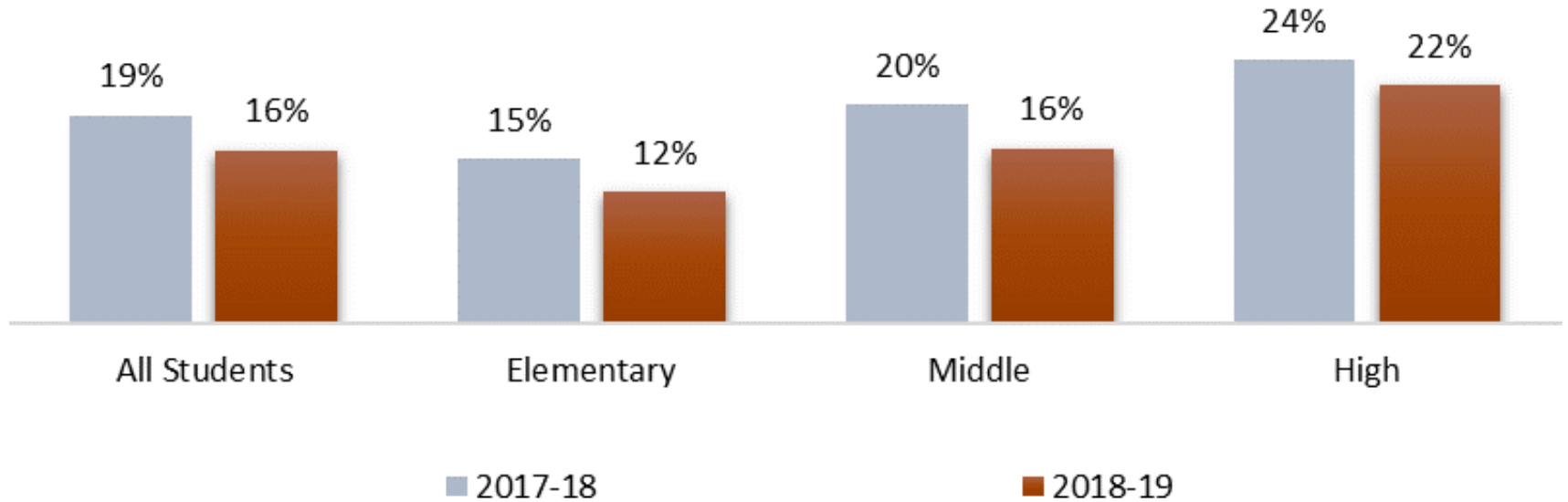


Figure 1. Percent of WCSD Students Chronically Absent ($\geq 10\%$ days missed) in School Years 2017-18 and 2018-19 by School Level.



Note. Data includes (a) all absences, including those that were recorded as Temporary Education Placement (TEP) after make up work was completed and (b) all WCSD schools and District-sponsored charter schools.

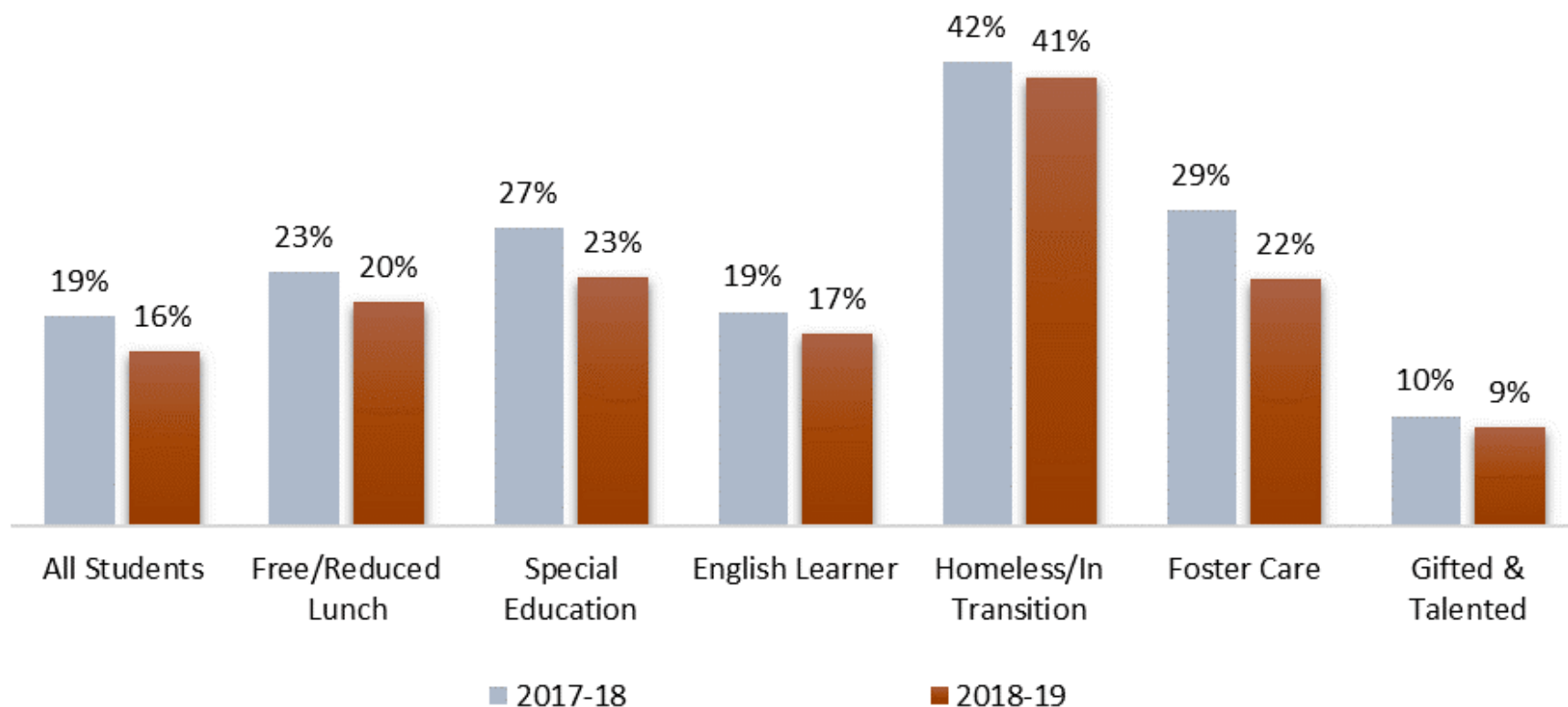
2018-19 N Size	All Students	Elementary	Middle	High
	68481	35005	12888	20588



Washoe County School District
Every Child, By Name And Face, To Graduation™



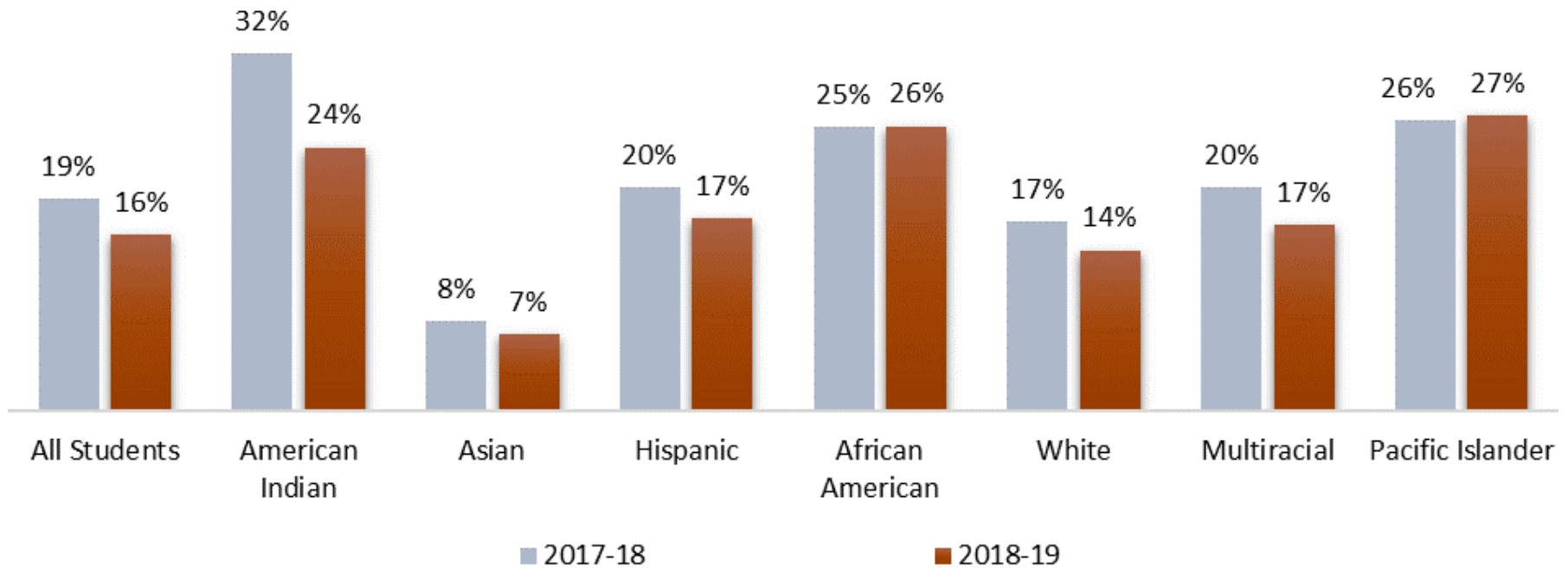
Figure 3. Percent of WCSD Students Chronically Absent ($\geq 10\%$ days missed) in School Years 2017-18 and 2018-19 by Special Populations.



Note. Data includes (a) all absences, including those that were recorded as Temporary Education Placement (TEP) after make up work was completed and (b) all WCSD schools and District-sponsored charter schools.



Figure 5. Percent of WCSD Students Chronically Absent ($\geq 10\%$ days missed) in School Years 2017-18 and 2018-19 by Race.



Note. Data includes (a) all absences, including those that were recorded as Temporary Education Placement (TEP) after make up work was completed and (b) all WCSD schools and District-sponsored charter schools.



Practices in Schools

School Climate impacts Chronic Absenteeism

Root Cause of Chronic Absenteeism	
Student/Family Related <ul style="list-style-type: none">• Chronic disease• Trauma• No safe path to school• Transportation• Lack of access to basic needs: shelter, food and health care• Bullying• Feeling unsafe	School Related <ul style="list-style-type: none">• Lack of engaging instruction• Poor school climate• Discipline Policies• Communication focused on attendance policy• Limited attendance process• Students struggling academically

https://www.attendanceworks.org/wp-content/uploads/2018/04/How_School-Climate_relates_to_chronic-absence_attendance_works_1-s2.0-S0022440516300607-main.pdf



Student Attendance Advisory Committee

- The Student Attendance Advisory Committee was created in accordance with state law ([Nevada Revised Statutes 392.126 - 392.160](#)) for the purpose of reviewing school attendance.



SAAC Overview

- **Review data** related to the attendance and truancy of students in the District;
- **Identify factors** that contribute to the truancy of students in the District;
- **Recommend the establishment of programs** to reduce the truancy of students in the District, including the coordination of services available in the community to assist with the intervention, diversion and discipline of students who are truant;
- **Evaluate the effectiveness** of programs designed to reduce truancy;
- **Establish a procedure** for schools and the District for the reporting of the status of students as habitual truants; and
- **Inform the parents/guardians** of students of the District's policies and procedures, particularly those related to student attendance and behavior



Membership

MEMBER	CATEGORY	TERM ENDS
Jason Trevino, Vice-Chair	Law Enforcement	June 30, 2020
Keri Pruitt	Child Welfare	June 30, 2021
Elizabeth Florez, Chair	Juvenile Justice	June 30, 2020
Lacey Keele	Community Services or Parent/Guardian	June 30, 2021
Roger Bahten	District Counselor or Teacher	June 30, 2020
Charles Aglubat	At-Large Representative	June 30, 2021
Lance Mezger, Chair	At-Large Representative	June 30, 2020



WCSD Resources

- ❖ **Intervention Department**

<https://www.washoeschools.net/Page/5579>

- ❖ **Multi-Tiered System of Supports**

<https://www.washoeschools.net/Domain/202>



Rechelle Murillo, LSW, MSW

Intervention Department

rmurillo@washoeschools.net

775-337-9913

National Resources



Attendance Works

Advancing Student Success By Reducing Chronic Absence

www.attendanceworks.org



CHARLES STEWART
MOTT FOUNDATION®

MY BROTHER'S KEEPER



<http://absencesaddup.org>

EVERYONE GRADUATES CENTER

www.every1graduates.org



Washoe County School District

Every Child, By Name And Face, To Graduation™



Predicting School Wide Chronic Absenteeism in WCSD Schools, 2018-19



February 4, 2020



Washoe County School District
Every Child, By Name And Face, To Graduation™



Chronic Absenteeism

Percent of students who miss 10% or more of days enrolled, regardless of reason for the absence.

Transiency

Percent of students not enrolled in school for the entire year: Includes students who entered after start of school year, left before year ended, & left & then came back.



Decrease in chronic absenteeism from 19% in 2017-18 to 16% in 2018-19

also



Decrease in transiency from 20% in 2017-18 to 18% in 2018-19

...is this a coincidence?





Conditions related to school-level chronic absenteeism

Proportion of students who:

- Are transient $r(91) = .71, p < .001$
- Qualify for Free/Reduced Lunch (excludes Title 1) $r(69) = .36, p < .001$
- Have an Individual Education Plan $r(91) = .33, p < .001$
- Are former English Learners $r(91) = .38, p < .001$
- Are experiencing homelessness (i.e. CIT) $r(91) = .58, p < .001$





School Conditions Related to Chronic Absenteeism

	1.	2.	3.	4.	5.	6.	7.	8.
1. % Chronic 2018-19	1	0.87	0.71	0.58	0.39	0.38	0.36	0.33
2. % Chronic 2017-18		1	0.68	0.51	0.37	0.38	0.40	0.35
3. Transiency Rate			1	0.66	0.13	0.11	0.54	0.51
4. % In Transition				1	0.00	0.00	0.35	0.28
5. School Type					1	0.66	0.10	0.33
6. % Former English Learner						1	0.38	0.08
7. % Free/ Reduced Lunch							1	0.58
8. % with Disability								1

0
No
association



+/- 1
Perfect
association



Washoe County School District
Every Child, By Name And Face, To Graduation™



School Climate – Student Perspective:

- Adult Respect $r=-.33$
- Attitudes Toward Substance Use $r=-.64$ (n=13 schools)
- Bullying $r=-.32$
- Safety $r=-.32$
- SEL Self-Management to School Work $r=-.29$



Select Significant Correlates

School Climate – Staff Perspective:

- Expectations of Success $r=-.52$
- Fairness and Respect $r=-.46$
- Home-School Communication $r=-.54$
- Instructional Focus $r=-.47$
- Parent Involvement $r=-.64$
- Physical Environment $r=-.34$
- Safety $r=-.37$
- SEL $r=-.33$
- Staff-Student Relationships $r=-.49$
- Student Behaviors $r=-.71$



Select Significant Correlates

School Climate – Parent Perspective:

- Communication with School $r=-.38$
- Family Efficacy $r=-.36$
- Learning Behaviors $r=-.44$
- Overall Quality $r=-.39$
- Physical Safety $r=-.34$
- Relationships Respect $r=-.38$
- School Fit $r=-.36$
- School Leadership $r=-.32$
- Supportive Place $r=-.34$



What We Want to Know

1. *How much variation in schoolwide chronic absenteeism is explained by transiency & prior year's absenteeism rate?*
2. *How did school rates of chronic absence compare to predicted rates in SY 2018-19?*
 - Identify schools with significantly higher & lower chronic rates than expected
 - Compare intervention approaches to explore effective approaches among outlier schools



Hierarchical Multiple Regression

Full model regression equation

Dependent Variable

Control Variable

Independent Variables

Chronic Absence_{predicted} = School Level + chronic prior yr + transiency

Model accounts for 81.6% of variance over mean

- Applied regression equation to predict chronic absence at *specific* schools

Example: A middle school with a chronic absenteeism rate of 31% year prior & a transiency rate of 24% is predicted to have a chronic absenteeism rate of 27%.

Chronic Absence_{predicted} = $-0.042 + (0.029 * 1) + (0.449 * 0.31) + (0.411 * 0.24) = 0.27$



Washoe County School District
Every Child, By Name And Face, To Graduation™



Model Estimates of Chronic Absence

Relative to all schools,
model *predicted*:

- ✓ Decrease in 74 schools
- ✓ Increase in 9 schools
- ✓ No change in 8 schools

Predicted vs. Actual
Chronic Absence Rates

- ✓ **Lower** than predicted in 3 schools
- ✓ **Higher** than predicted in 6 schools



*Districtwide
transiency rate
decreased, which
is why the model
predicts chronic
absenteeism would go
down in 2018-19 for
most schools.*



Practices in Schools

Comparison of Practices in Schools with Higher & Lower than Expected Rates of Chronic Absence

School Practices

Schools with *Lower* than Expected Rates of Chronic Absence

- Team-based approaches
- Referrals to community supports
- Frequent review of attendance measures
- Direct/personal communication with students & families
- Administrator involvement
- Comprehensive attendance process

Schools with *Higher* than Expected Rates of Chronic Absence

- Policy-driven
- Attendance phone calls
- Communication focused on attendance policy
- Limited attendance process



Descriptions taken from 2018-19 WCSD Attendance Intervention Survey

Washoe County School District
Every Child, By Name And Face, To Graduation™



WCSD Resources

❖ Intervention Department

<https://www.washoeschools.net/Page/5579>

❖ Multi-Tiered System of Supports

<https://www.washoeschools.net/Domain/202>

❖ Family-School Partnerships

<https://www.washoeschools.net/Domain/161>

❖ Student Accounting

<https://www.washoeschools.net/Domain/180>



**WCSD Parent
University**



**Attendance
Works**

Advancing Student Success By Reducing Chronic Absence

www.attendanceworks.org

National Resources



CHARLES STEWART
MOTT FOUNDATION®

MY BROTHER'S KEEPER



<http://absencesaddup.org>

**EVERYONE
GRADUATES** CENTER

www.every1graduates.org



Washoe County School District
Every Child, By Name And Face, To Graduation™

