



**Thursday, October 15, 2020
Zoning Advisory Committee Meeting**

DUE TO THE CURRENT STATE OF EMERGENCY DECLARED BY THE GOVERNOR BECAUSE OF THE COVID-19 VIRUS, AND MORE SPECIFICALLY GOVERNOR'S DIRECTIVE 021 (ATTACHED TO THIS PUBLIC NOTICE), THE ZONING ADVISORY COMMITTEE WILL RECEIVE PUBLIC COMMENT VIA EMAIL ONLY. THOSE WISHING TO MAKE PUBLIC COMMENT SHOULD EMAIL THEIR PUBLIC COMMENTS TO Zoning@washoeschools.net.

ALL PUBLIC COMMENTS RECEIVED BEFORE AND DURING THE MEETING WILL BE FORWARDED TO THE ZONING ADVISORY COMMITTEE FOR THEIR CONSIDERATION. ALL PUBLIC COMMENTS WILL BE INCLUDED IN THE PUBLIC RECORD AS MINUTES, BUT WILL NOT BE READ ALOUD DURING THE MEETING. IN ORDER TO COMPLY WITH NEVADA REVISED STATUTES (NRS) CHAPTER 241 (OPEN MEETING LAW) AND ON THE ADVICE OF LEGAL COUNSEL, THE COMMITTEE IS PRECLUDED FROM DELIBERATING AND/OR ACTING ON ITEMS RAISED BY PUBLIC COMMENT WHICH ARE NOT ALREADY ON THE AGENDA.

THE ZONING ADVISORY COMMITTEE MAY IMPOSE REASONABLE CONTENT- NEUTRAL RESTRICTIONS ON PUBLIC COMMENT SUCH AS COMMENTS THAT ARE IRRELEVANT, REPETITIOUS, SLANDEROUS, OFFENSIVE, INFLAMMATORY, IRRATIONAL, AMOUNTING TO PERSONAL ATTACKS, OR INTERFERING WITH THE RIGHTS OF OTHERS AT THE DISCRETION OF THE COMMITTEE CHAIRMAN SUCH COMMENTS WILL NOT BE FORWARDED TO THE COMMITTEE. THE COMMITTEE MEMBERS WILL ATTEND THE MEETING REMOTELY AND THERE WILL BE NO PHYSICAL LOCATION FOR THE MEETING. MEMBERS OF THE PUBLIC WISHING TO OBSERVE THE MEETING MAY DO SO VIA LIVE STREAM ON YOUTUBE.

1. OPENING ITEMS

1.01 Call to Order - 5:30 p.m. - YouTube:

1.02 Roll Call

1.03 Public Comment - DUE TO THE CURRENT STATE OF EMERGENCY DECLARED BY THE GOVERNOR, MEMBERS OF THE PUBLIC WISHING TO MAKE PUBLIC COMMENT ABOUT AN ITEM ON THE AGENDA MUST SUBMIT THEIR COMMENTS VIA EMAIL TO Zoning@washoeschools.net. ANY PUBLIC COMMENTS RECEIVED WILL BE FORWARDED TO THE ZONING ADVISORY COMMITTEE FOR ITS CONSIDERATION CONSISTENT WITH THE EMERGENCY PROVISIONS NOTICED ABOVE.

1.04 Action to Adopt the Agenda – Items on this agenda may be taken out of order; The Public Body may combine two or more agenda items for consideration; and The Public Body may remove an item from the agenda or delay discussion relating to an item on the agenda at any time. (FOR POSSIBLE ACTION)

2. ITEMS FOR PRESENTATION, DISCUSSION, AND/OR POSSIBLE ACTION - • Public Comment - DUE TO THE CURRENT STATE OF EMERGENCY DECLARED BY THE GOVERNOR, MEMBERS OF THE PUBLIC WISHING TO MAKE PUBLIC COMMENT ABOUT AN ITEM ON THE AGENDA MUST SUBMIT THEIR COMMENTS VIA EMAIL TO Zoning@washoeschools.net. ANY PUBLIC COMMENTS RECEIVED WILL BE FORWARDED TO THE ZONING ADVISORY COMMITTEE FOR ITS CONSIDERATION CONSISTENT WITH THE EMERGENCY PROVISIONS NOTICED ABOVE.

2.01 Presentation, Discussion, and Possible Action regarding possible attendance zone changes stemming from the construction of a new elementary school in the Cold Springs area that could impact Desert Heights Elementary School, Lemmon Valley Elementary School, Silver Lake Elementary School, Stead Elementary School, Cold Springs Middle School, and William O'Brien Middle School (FOR POSSIBLE ACTION)

3. New Category

3.01 Public Comment - DUE TO THE CURRENT STATE OF EMERGENCY DECLARED BY THE GOVERNOR, MEMBERS OF THE PUBLIC WISHING TO MAKE PUBLIC COMMENT ABOUT AN ITEM ON THE AGENDA MUST SUBMIT THEIR COMMENTS VIA EMAIL TO Zoning@washoeschools.net. ANY PUBLIC COMMENTS RECEIVED WILL BE FORWARDED TO THE ZONING ADVISORY COMMITTEE FOR ITS CONSIDERATION CONSISTENT WITH THE EMERGENCY PROVISIONS NOTICED ABOVE.

3.02 Announcement of Next Meeting - Thursday, November 19, 2020

3.03 Adjourn Meeting

Forum Restrictions and Orderly Conduct of Business:

The Zoning Advisory Committee conducts the business of the Washoe County School District during its meetings. The presiding officer may order the removal of any person whose statement or other conduct disrupts the orderly, efficient or safe conduct of the meeting. Warnings against disruptive comments or behavior may or may not be given prior to removal. The viewpoint of a speaker will not be restricted, but reasonable restrictions may be imposed upon the time, place and manner of speech. Irrelevant and unduly repetitious statements and personal attacks which antagonize or incite others are examples of speech that may be reasonably limited.

Members of the public wishing to request supporting materials for this meeting or who are disabled and require special accommodations at the meeting should contact the Recording Secretary, Kendall Scott, via phone at 775-789-3828 or email at KScott@WashoeSchools.net.

This agenda and supporting materials, when appropriate, have been posted at the following locations:

www.washoeschools.net
www.boarddocs.com/nv/washoe/Board.nsf
State of Nevada website (notice.nv.gov)
WCSD Central Administrative Building
Washoe County Administration Building
Washoe County Courthouse
Reno City Hall
Sparks City Hall
Sparks Library
Pyramid Lake Paiute Tribe Administration Building
Reno Sparks Indian Colony Administrative Office

WCSD Zoning Advisory Committee



October 15th, 2020

Capacities and Projected enrollments, with return of all 5th grade students to their zoned elementary schools; adoption of attendance zone for Inskeep ES in Cold Springs; and expansion of O'Brien Middle School in SY 2022/23

School	Capacities		Current Enroll. 10/1/2019	Projected Enrollments									
	Max.	Additional Temporary		2020/21	2021/22	2022/23	2023/24	2024/25	2025/26	2026/27	2027/28	2028/29	2029/30
DESERT HEIGHTS	731	50	502 69%	503 69%	510 70%	434 59%	445 61%	432 59%	443 61%	445 61%	448 61%	458 63%	460 63%
LEMMON VALLEY	677	100	586 87%	612 90%	610 90%	639 94%	637 94%	666 98%	679 100%	691 102%	706 104%	716 106%	728 108%
SILVER LAKE	531	100	544 102%	544 102%	647 122%	635 120%	622 117%	631 119%	640 121%	644 121%	650 122%	673 127%	699 132%
STEAD	738	100	678 92%	691 94%	699 95%	602 82%	617 84%	626 85%	621 84%	618 84%	620 84%	627 85%	633 86%
COLD SPRINGS MS	1,440	0	1,001 70%	1,010 70%	752 52%	768 53%	795 55%	828 58%	864 60%	904 63%	948 66%	965 67%	990 69%
O'BRIEN MS	1,058 1,400	0	844 80%	879 83%	898 85%	1,144 82%	1,156 83%	1,208 86%	1,243 89%	1,304 93%	1,330 95%	1,319 94%	1,304 93%

School	2019/20 Enroll.	2020/21 Proj.	2020/21 Actual	Diff. from Proj.	Where are they?
Desert Heights ES	502	503	458	-45	(-24) missing Pre-K and K students
Lemmon Valley ES	586	612	581	-31	(-21) missing Pre-K and K students; (-13) withdrawn to home schooling and (-8) transferred to NorthStar
Silver Lake ES	544	544	511	-33	(-31) missing Pre-K and K students; (-24) withdrawn to home schooling
Stead ES	678	691	680	-11	(-14) missing Pre-K and K students; (-10) withdrawn to home schooling
Cold Springs MS	1001	1010	932	-78	(-28 or more) withdrawn to home schooling (most of any middle school)
O'Brien MS	844	879	866	-13	Only (-5) withdrawn to home schooling and (-5) transferred to NorthStar; the rest of the loss is from students who moved away

Current ES & MS Attendance
Zones, including the new
Inskeep ES in the Cold Springs
area

Inskeep ES

**Cold Springs
MS**

Gomes ES

Desert Heights ES

**Lemmon Valley
ES**

Silver Lake ES

Stead ES

O'Brien MS

**Future ES
site**



Ten options to relieve Silver Lake ES were considered by the Zoning Advisory Committee over four meetings from December 2019 through March 2020, involving:

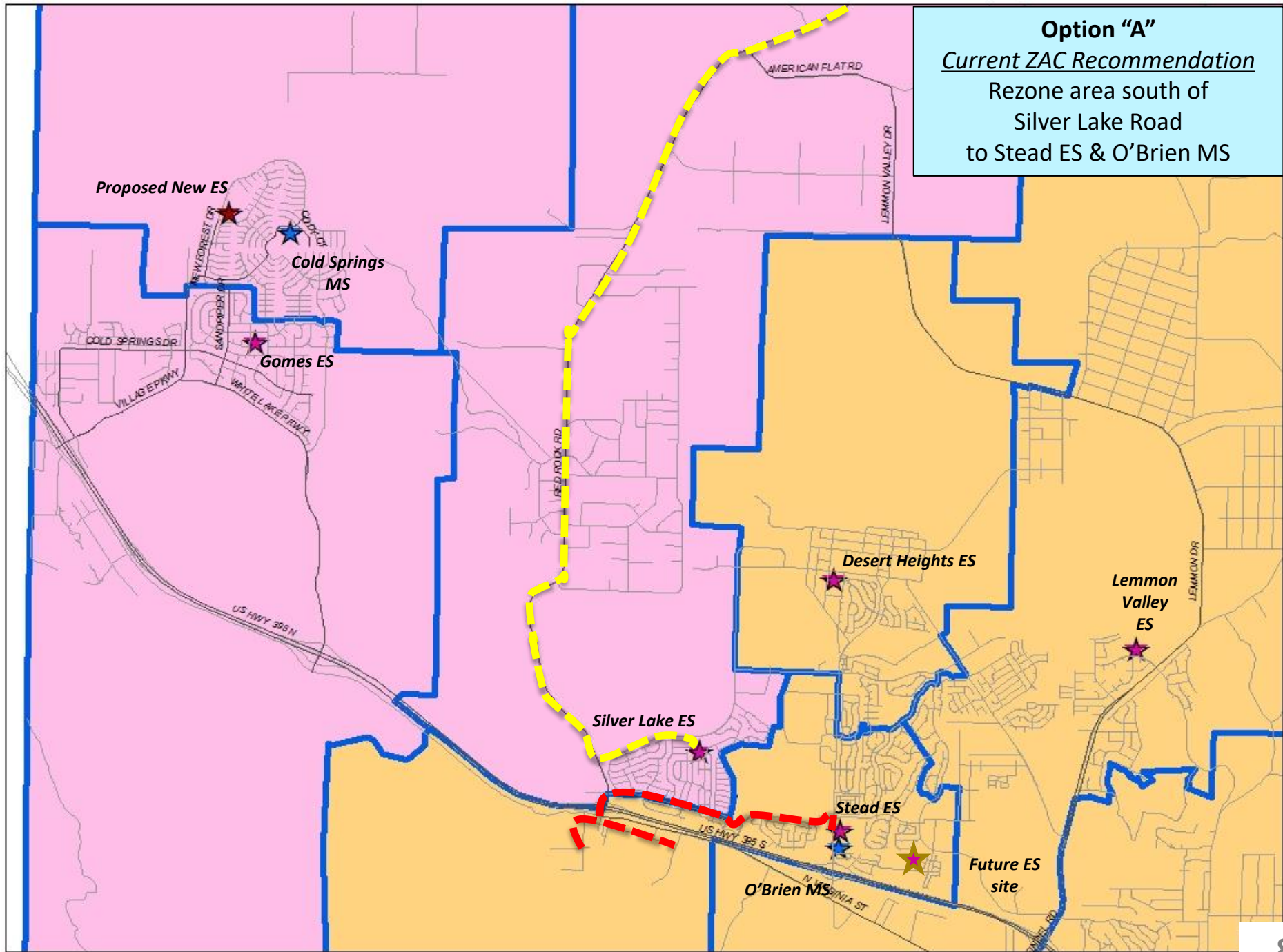
- Desert Heights ES
- Gomes ES
- Lemmon Valley ES
- Stead ES
- Cold Springs MS
- O'Brien MS

Two additional options were also considered by the Board of Trustees at meetings in May and June of 2020

Silver Lake ES

Rezoning Options

Option "A"
Current ZAC Recommendation
Rezone area south of
Silver Lake Road
to Stead ES & O'Brien MS



**Option "A" - Rezone SLES area south-of-Silver Lake to Stead ES/
O'Brien MS**

Capacities and Projected enrollments, as above + return of Silver Lake 5th grade students

School	Capacities		Current Enroll. 10/1/2019	Projected Enrollments									
	Max.	Additional Temporary		2020/21	2021/22	2022/23	2023/24	2024/25	2025/26	2026/27	2027/28	2028/29	2029/30
SILVER LAKE	531	100	544 102%	544 102%	647 122%	635 120%	622 117%	631 119%	640 121%	644 121%	650 122%	673 127%	699 132%
STEAD	738	100	678 92%	691 94%	699 95%	602 82%	617 84%	626 85%	621 84%	618 84%	620 84%	627 85%	633 86%
COLD SPRINGS MS	1,440	0	1,001 70%	1,010 70%	752 52%	768 53%	795 55%	828 58%	864 60%	904 63%	948 66%	965 67%	990 69%
O'BRIEN MS	1,058 1,400	0	844 80%	879 83%	898 85%	1,144 82%	1,156 83%	1,208 86%	1,243 89%	1,304 93%	1,330 95%	1,319 94%	1,304 93%

Capacities and Projected enrollments, as above + rezone of the area south of Silver Lake Blvd. to Stead ES/O'Brien MS + return of Silver Lake 5th grade students to their zoned elementary schools

School	Capacities		Current Enroll. 10/1/2019	Projected Enrollments									
	Max.	Additional Temporary		2020/21	2021/22	2022/23	2023/24	2024/25	2025/26	2026/27	2027/28	2028/29	2029/30
SILVER LAKE	531	100	544 102%	544 102%	567 107%	555 105%	542 102%	551 104%	560 105%	564 106%	570 107%	593 112%	619 117%
STEAD	738	100	678 92%	691 94%	791 107%	694 94%	709 96%	718 97%	713 97%	710 96%	712 96%	719 97%	725 98%
COLD SPRINGS MS	1,440	0	1,001 70%	1,010 70%	706 49%	722 50%	749 52%	782 54%	818 57%	858 60%	902 63%	919 64%	944 66%
O'BRIEN MS	1,058 1,400	0	844 80%	879 83%	932 88%	1,178 84%	1,190 85%	1,242 89%	1,277 91%	1,338 96%	1,364 97%	1,353 97%	1,338 96%

NOTE: 2022/23 – O'Brien MS capacity expansion to 1,400 students and elevation of 6th grades from all feeder schools

Option “A” Considerations

Benefits

- Maintains current route for families who use before/after school care
- Maintains current zoning for rural communities, but allows for change in the future

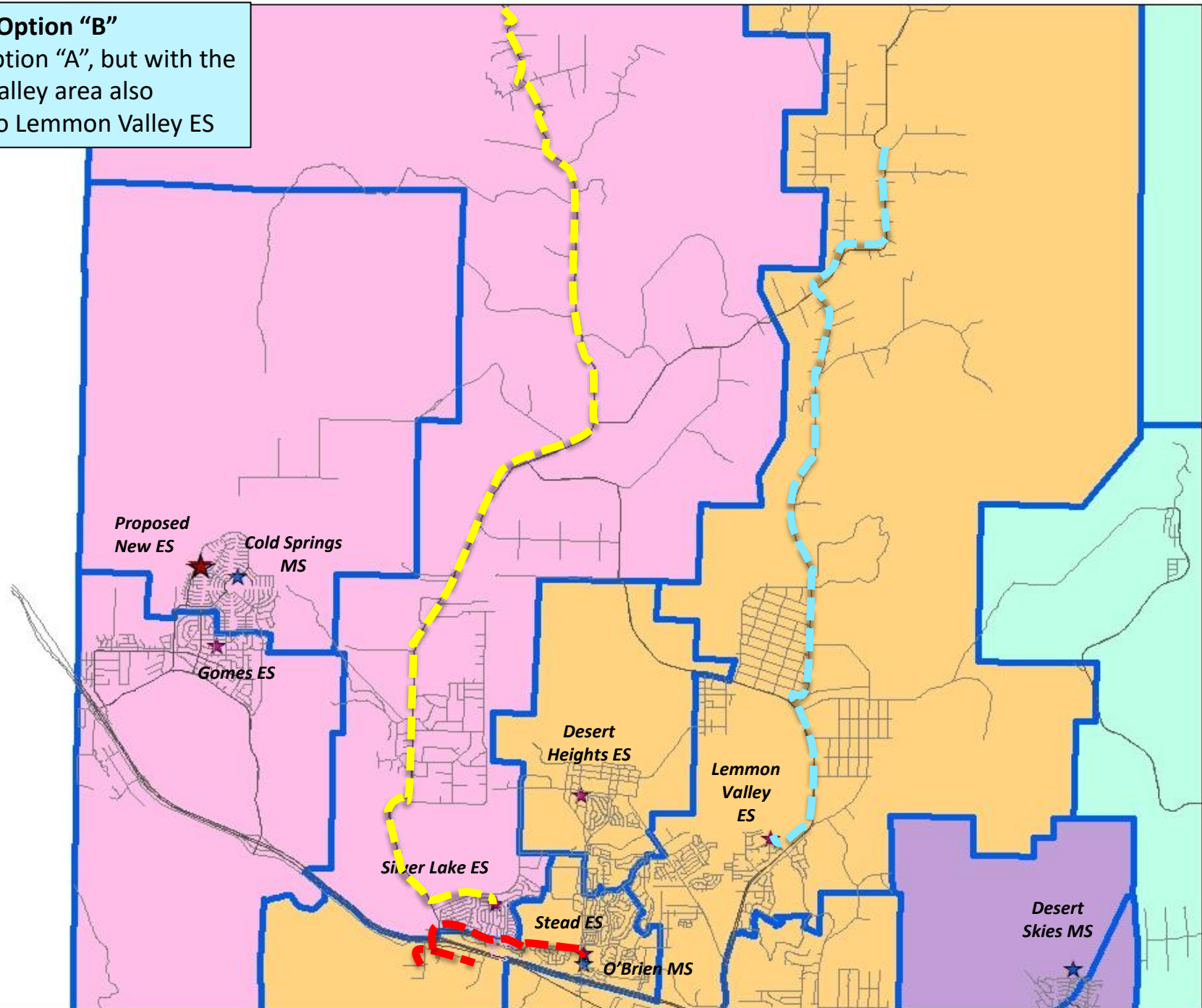
Drawbacks

- SLES enrollment levels area actually increased slightly vs. pre-COVID levels
- Disruption to families south of Silver Lake Blvd
- Requires additional bus to Stead ES

Option "B"

Same as Option "A", but with the Antelope Valley area also realigned to Lemmon Valley ES

CALIFORNIA



Option "B" - Rezone SLES area south of Silver Lake to Stead ES/O'Brien MS and Antelope Valley area to Lemmon Valley ES/O'Brien MS

Capacities and Projected enrollments, as above + return of Silver Lake 5th grade students													
School	Capacities		Current Enroll. 10/1/2019	Projected Enrollments									
	Max.	Additional Temporary		2020/21	2021/22	2022/23	2023/24	2024/25	2025/26	2026/27	2027/28	2028/29	2029/30
DESERT HEIGHTS	731	50	502 69%	503 69%	510 70%	434 59%	445 61%	432 59%	443 61%	445 61%	448 61%	458 63%	460 63%
LEMMON VALLEY	677	100	586 87%	612 90%	610 90%	639 94%	637 94%	666 98%	679 100%	691 102%	706 104%	716 106%	728 108%
SILVER LAKE	531	100	544 102%	544 102%	647 122%	635 120%	622 117%	631 119%	640 121%	644 121%	650 122%	673 127%	699 132%
STEAD	738	100	678 92%	691 94%	699 95%	602 82%	617 84%	626 85%	621 84%	618 84%	620 84%	627 85%	633 86%
COLD SPRINGS MS	1,440	0	1,001 70%	1,010 70%	752 52%	768 53%	795 55%	828 58%	864 60%	904 63%	948 66%	965 67%	990 69%
O'BRIEN MS	1,058 1,400	0	844 80%	879 83%	898 85%	1,144 82%	1,156 83%	1,208 86%	1,243 89%	1,304 93%	1,330 95%	1,319 94%	1,304 93%

As Option "A", with the addition of Antelope Valley realigned to Lemmon Valley ES/O'Brien MS													
School	Capacities		Current Enroll. 10/1/2019	Projected Enrollments									
	Max.	Additional Temporary		2020/21	2021/22	2022/23	2023/24	2024/25	2025/26	2026/27	2027/28	2028/29	2029/30
DESERT HEIGHTS	731	50	502 69%	503 69%	510 70%	434 59%	445 61%	432 59%	443 61%	445 61%	448 61%	458 63%	460 63%
LEMMON VALLEY	677	100	586 87%	612 90%	627 93%	656 97%	654 97%	683 101%	696 103%	708 105%	723 107%	733 108%	745 110%
SILVER LAKE	531	100	544 102%	544 102%	550 104%	538 101%	525 99%	534 101%	543 102%	547 103%	553 104%	576 108%	602 113%
STEAD	738	100	678 92%	691 94%	791 107%	694 94%	709 96%	718 97%	713 97%	710 96%	712 96%	719 97%	725 98%
COLD SPRINGS MS	1,440	0	1,001 70%	1,010 70%	698 48%	714 50%	741 51%	774 54%	810 56%	850 59%	894 62%	911 63%	936 65%
O'BRIEN MS	1,058 1,400	0	844 80%	879 83%	940 89%	1,186 85%	1,198 86%	1,250 89%	1,285 92%	1,346 96%	1,372 98%	1,361 97%	1,346 96%

NOTE: 2022/23 – O'Brien MS capacity expansion to 1,400 students and elevation of 6th grades from all feeder schools

Option “B” Considerations

Benefits

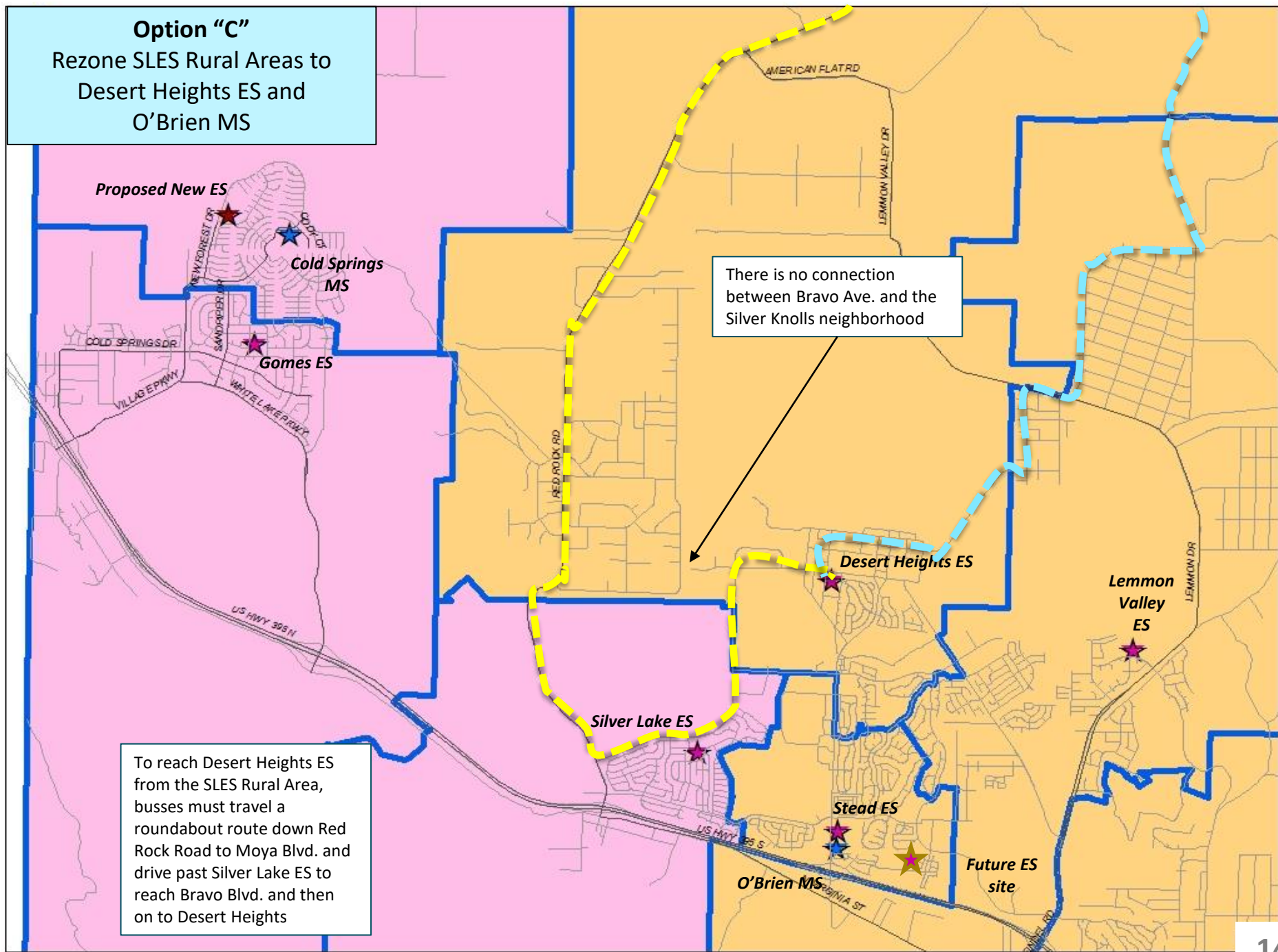
- Enrollment is balanced better, but SLES in 99-104% capacity in 5-year range
- Maintains current route for Rancho Haven and Silver Knolls families who use before/after school care

Drawbacks

- LVES in 93-101% capacity in 5-year range
- Moderate family disruption
- Requires additional bus to Stead ES, increases ride times to LVES

Option "C"

Rezone SLES Rural Areas to
Desert Heights ES and
O'Brien MS



Option "C" - Rezone SLES rural area to Desert Heights ES

Capacities and Projected enrollments, as above + return of Silver Lake 5th grade students

School	Capacities		Current Enroll. 10/1/2019	Projected Enrollments									
	Max.	Additional Temporary		2020/21	2021/22	2022/23	2023/24	2024/25	2025/26	2026/27	2027/28	2028/29	2029/30
DESERT HEIGHTS	731	50	502 69%	503 69%	510 70%	434 59%	445 61%	432 59%	443 61%	445 61%	448 61%	458 63%	460 63%
SILVER LAKE	531	100	544 102%	544 102%	647 122%	635 120%	622 117%	631 119%	640 121%	644 121%	650 122%	673 127%	699 132%
COLD SPRINGS MS	1,440	0	1,001 70%	1,010 70%	752 52%	768 53%	795 55%	828 58%	864 60%	904 63%	948 66%	965 67%	990 69%
O'BRIEN MS	1,058 1,400	0	844 80%	879 83%	898 85%	1,144 82%	1,156 83%	1,208 86%	1,243 89%	1,304 93%	1,330 95%	1,319 94%	1,304 93%

Capacities and Projected enrollments, as above + rezone of Silver Knolls and the Silver Lake rural area to Desert Heights + return of Silver Lake 5th grade students to their zoned elementary schools

School	Capacities		Current Enroll. 10/1/2019	Projected Enrollments									
	Max.	Additional Temporary		2020/21	2021/22	2022/23	2023/24	2024/25	2025/26	2026/27	2027/28	2028/29	2029/30
DESERT HEIGHTS	731	50	502 69%	503 69%	618 85%	542 74%	553 76%	540 74%	551 75%	553 76%	556 76%	566 77%	568 78%
SILVER LAKE	531	100	544 102%	544 102%	539 102%	527 99%	514 97%	523 98%	532 100%	536 101%	542 102%	565 106%	591 111%
COLD SPRINGS MS	1,440	0	1,001 70%	1,010 70%	698 48%	714 50%	741 51%	772 54%	806 56%	844 59%	886 62%	897 62%	913 63%
O'BRIEN MS	1,058 1,400	0	844 80%	879 83%	952 90%	1,198 86%	1,210 86%	1,264 90%	1,301 93%	1,364 97%	1,392 99%	1,387 99%	1,381 99%

NOTE: 2022/23 – O'Brien MS capacity expansion to 1,400 students and elevation of 6th grades from all feeder schools

Option “C” Considerations

Benefits

- Enrollment is balanced better, but SLES in 97-102% capacity in 5-year range
- Comparative drive for Antelope Valley to DHES
- Additional usage of DHES

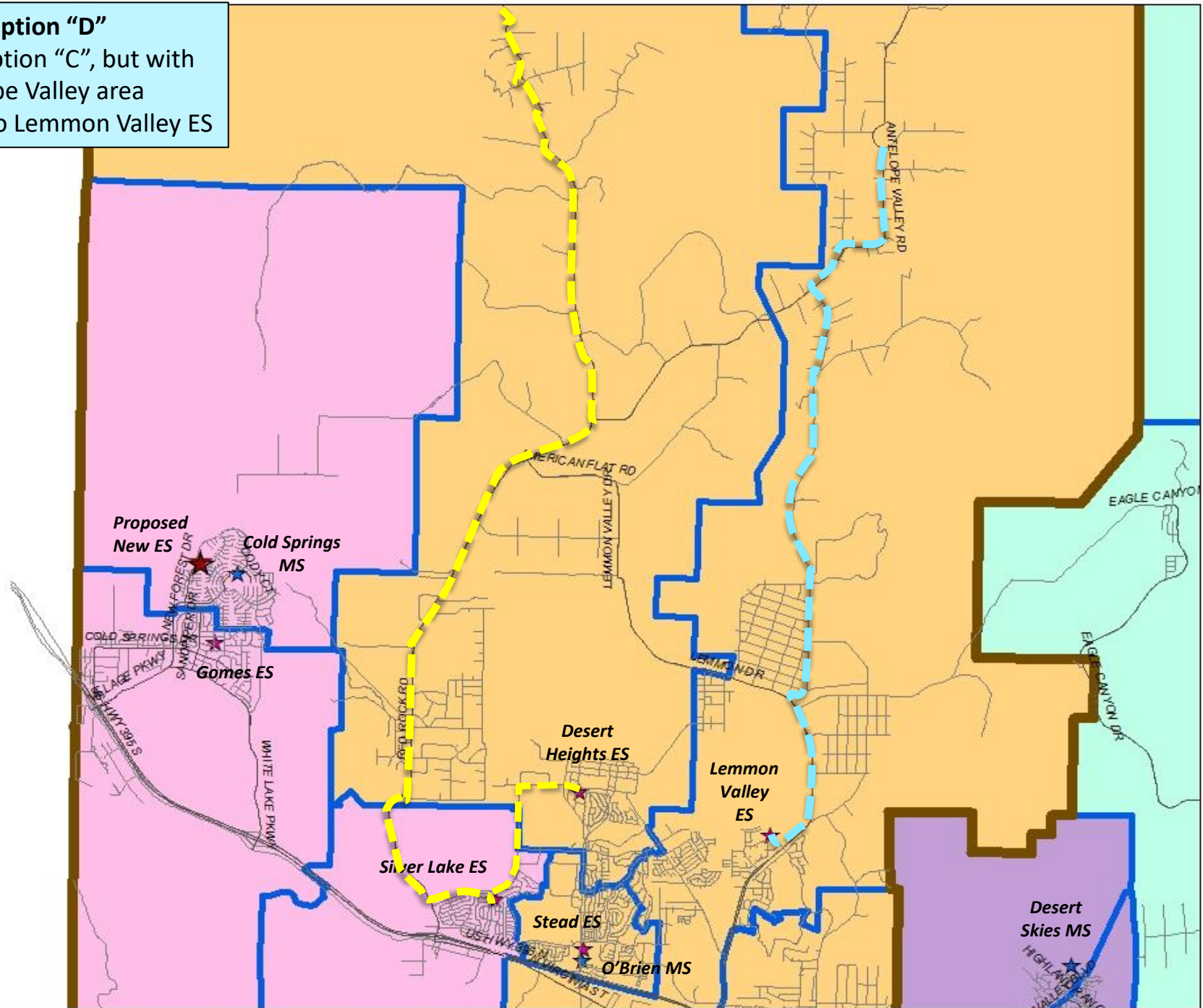
Drawbacks

- Long ride for Silver Knolls, Rancho Haven past SLES to DHES
- Moderate number of families affected

Option "D"

Same as Option "C", but with the Antelope Valley area realigned to Lemmon Valley ES

CALIFORNIA



Option "D" - Rezone SLES area south of Silver Lake to Stead ES/O'Brien MS and Antelope Valley area to Lemmon Valley ES/O'Brien MS

Capacities and Projected enrollments, as above + return of Silver Lake 5th grade students													
School	Capacities		Current Enroll. 10/1/2019	Projected Enrollments									
	Max.	Additional Temporary		2020/21	2021/22	2022/23	2023/24	2024/25	2025/26	2026/27	2027/28	2028/29	2029/30
DESERT HEIGHTS	731	50	502 69%	503 69%	510 70%	434 59%	445 61%	432 59%	443 61%	445 61%	448 61%	458 63%	460 63%
LEMMON VALLEY	677	100	586 87%	612 90%	610 90%	639 94%	637 94%	666 98%	679 100%	691 102%	706 104%	716 106%	728 108%
SILVER LAKE	531	100	544 102%	544 102%	647 122%	635 120%	622 117%	631 119%	640 121%	644 121%	650 122%	673 127%	699 132%
COLD SPRINGS MS	1,440	0	1,001 70%	1,010 70%	752 52%	768 53%	795 55%	828 58%	864 60%	904 63%	948 66%	965 67%	990 69%
O'BRIEN MS	1,058 1,400	0	844 80%	879 83%	898 85%	1,144 82%	1,156 83%	1,208 86%	1,243 89%	1,304 93%	1,330 95%	1,319 94%	1,304 93%

As Option "C", with the realignment of Antelope Valley to Lemmon Valley ES/O'Brien MS													
School	Capacities		Current Enroll. 10/1/2019	Projected Enrollments									
	Max.	Additional Temporary		2020/21	2021/22	2022/23	2023/24	2024/25	2025/26	2026/27	2027/28	2028/29	2029/30
DESERT HEIGHTS	731	50	502 69%	503 69%	601 82%	525 72%	536 73%	523 72%	534 73%	536 73%	539 74%	549 75%	551 75%
LEMMON VALLEY	677	100	586 87%	612 90%	627 93%	656 97%	654 97%	683 101%	696 103%	708 105%	723 107%	733 108%	745 110%
SILVER LAKE	531	100	544 102%	544 102%	539 102%	527 99%	514 97%	523 98%	532 100%	536 101%	542 102%	565 106%	591 111%
COLD SPRINGS MS	1,440	0	1,001 70%	1,010 70%	698 48%	714 50%	741 51%	772 54%	806 56%	844 59%	886 62%	897 62%	913 63%
O'BRIEN MS	1,058 1,400	0	844 80%	879 83%	952 90%	1,198 86%	1,210 86%	1,264 90%	1,301 93%	1,364 97%	1,392 99%	1,387 99%	1,381 99%

NOTE: 2022/23 – O'Brien MS capacity expansion to 1,400 students and elevation of 6th grades from all feeder schools

Option “D” Considerations

Benefits

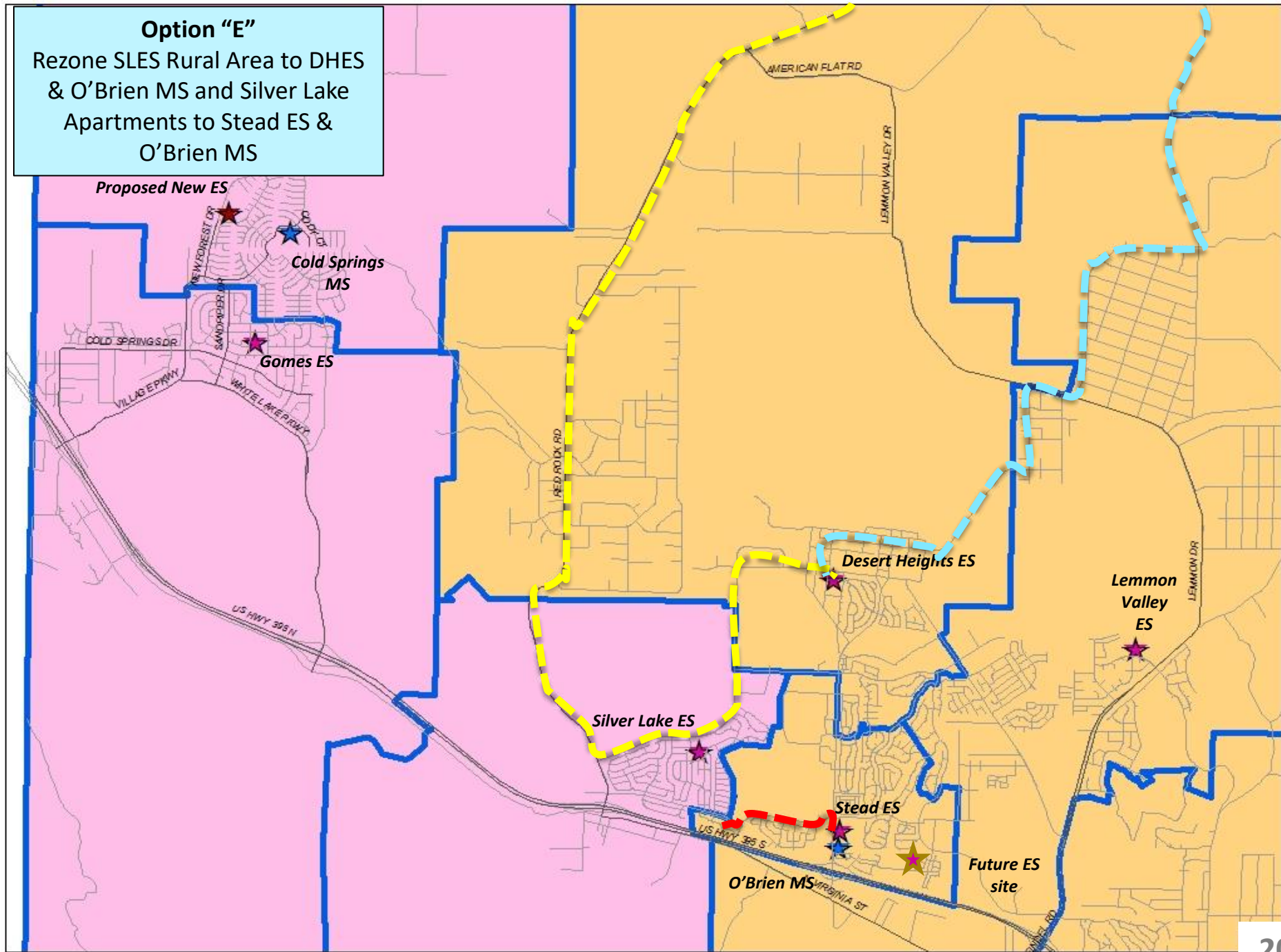
- Enrollment is balanced better, but SLES in 97-102% capacity in 5-year range
- Shorter drive for Antelope Valley to LVES
- Additional usage of DHES

Drawbacks

- LVES in 93-102% capacity in 5-year range
- Long ride for Silver Knolls, Rancho Haven past SLES to DHES
- Moderate number of families affected

Option "E"

Rezone SLES Rural Area to DHES
& O'Brien MS and Silver Lake
Apartments to Stead ES &
O'Brien MS



Option “E” - Rezone SLES rural area to Desert Heights ES and the Silver Lake Apartments to Stead ES/O’Brien MS

Capacities and Projected enrollments, as above + return of Silver Lake 5th grade students

School	Capacities		Current Enroll. 10/1/2019	Projected Enrollments									
	Max.	Additional Temporary		2020/21	2021/22	2022/23	2023/24	2024/25	2025/26	2026/27	2027/28	2028/29	2029/30
DESERT HEIGHTS	731	50	502 69%	503 69%	510 70%	434 59%	445 61%	432 59%	443 61%	445 61%	448 61%	458 63%	460 63%
SILVER LAKE	531	100	544 102%	544 102%	647 122%	635 120%	622 117%	631 119%	640 121%	644 121%	650 122%	673 127%	699 132%
STEAD	738	100	678 --	691 --	699 95%	602 82%	617 84%	626 85%	621 84%	618 84%	620 84%	627 85%	633 86%
COLD SPRINGS MS	1,440	0	1,001 70%	1,010 70%	752 52%	768 53%	795 55%	828 58%	864 60%	904 63%	948 66%	965 67%	990 69%
O'BRIEN MS	1,058 1,400	0	844 80%	879 83%	898 85%	1,144 82%	1,156 83%	1,208 86%	1,243 89%	1,304 93%	1,330 95%	1,319 94%	1,304 93%

Capacities and Projected enrollments, as above + rezone of Silver Knolls and the Silver Lake rural area to Desert Heights + rezone of the Silver Lake Apartments to Stead ES/O'Brien MS + return of Silver Lake 5th grade students to their zoned elementary schools

School	Capacities		Current Enroll. 10/1/2019	Projected Enrollments									
	Max.	Additional Temporary		2020/21	2021/22	2022/23	2023/24	2024/25	2025/26	2026/27	2027/28	2028/29	2029/30
DESERT HEIGHTS	731	50	502 69%	503 69%	618 85%	542 74%	553 76%	540 74%	551 75%	553 76%	556 76%	566 77%	568 78%
SILVER LAKE	531	100	544 102%	544 102%	500 94%	488 92%	475 89%	484 91%	493 93%	497 94%	503 95%	526 99%	552 104%
STEAD	738	100	678 92%	691 94%	744 101%	641 87%	656 89%	665 90%	660 89%	657 89%	659 89%	666 90%	672 91%
COLD SPRINGS MS	1,440	0	1,001 70%	1,010 70%	677 47%	693 48%	720 50%	753 52%	789 55%	829 58%	873 61%	890 62%	915 64%
O'BRIEN MS	1,058 1,400	0	844 80%	879 83%	953 90%	1,219 87%	1,231 88%	1,283 92%	1,318 94%	1,379 99%	1,405 100%	1,394 100%	1,379 99%

NOTE: 2022/23 – O’Brien MS capacity expansion to 1,400 students and elevation of 6th grades from all feeder schools

Option “E” Considerations

Benefits

- Enrollment numbers all within comfortable range
- Comparative drive for Antelope Valley to DHES
- Additional usage of DHES

Drawbacks

- Long ride for Silver Knolls, Rancho Haven students past SLES to DHES
- Requires additional bus to Stead ES
- Greater disruption to families

THANK YOU!!!