



Clever

Clever is a portal for students to login to online programs your child’s classroom teacher may be using. **The directions to login at home are as follows:**

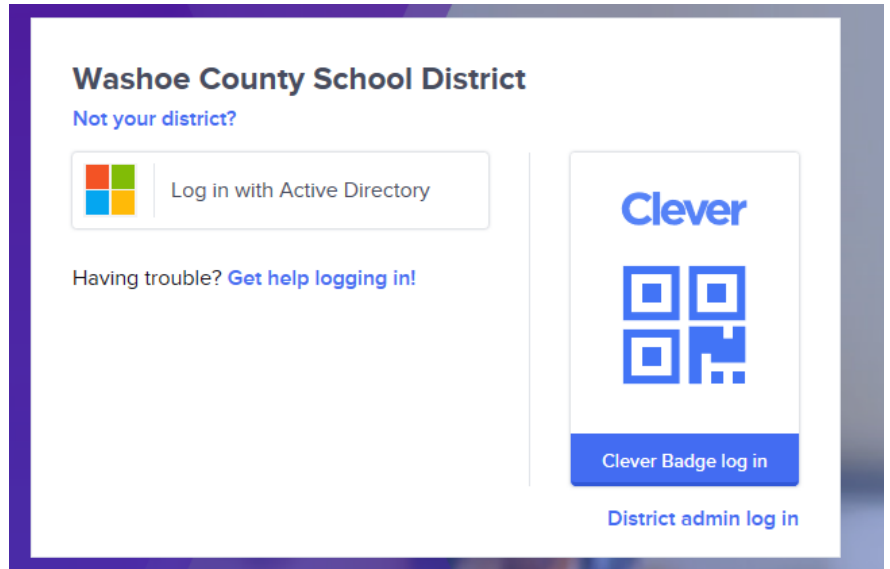
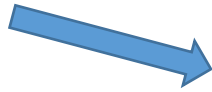
Note: Students will need their student ID and password used to login to the computer at school in order to login to Clever

STEP 1: Navigate to the district website. www.washoeschools.net

STEP 2: Click on the Students and Parents tab

STEP 3: Click on Clever Log In

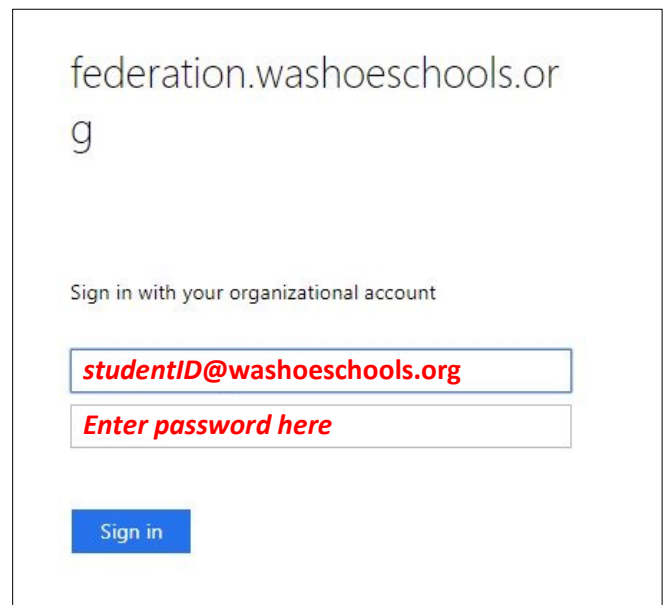

STEP 4: Click “Log in with Active Directory”



STEP 5: Log in with your username and password:

Username: *Student ID@washoeschools.org*

Password: password used to login to the computer at school



Now that you have logged in to Clever, your child can access many of the programs that the teacher uses in their classroom. The Paper service is available at the bottom of the page beneath the “Supplemental Programs” heading.