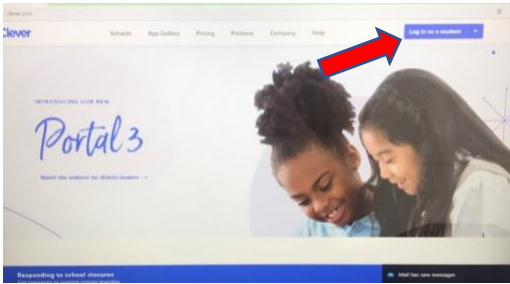
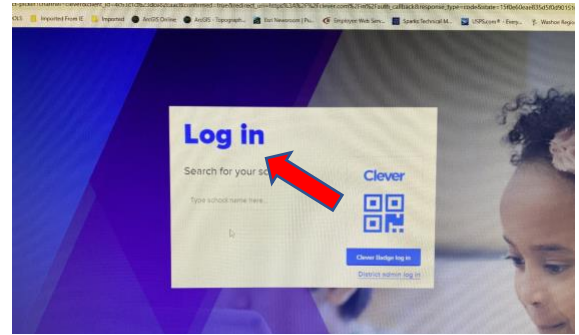


Step by Step Instructions for Logging into Clever

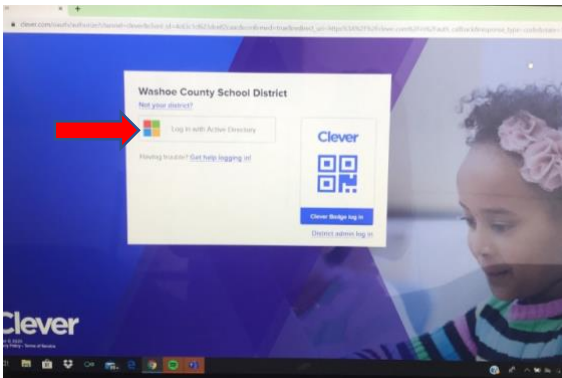
Step 1: Go to clever.com, Click log in as a student in the upper right-hand corner.



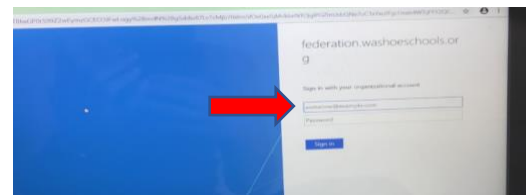
Step 2: Type in Westergard, where it says to search for school. If you have a Clever badge use it here instead.



Step 3: Click on the colored squares where it says log in with active directory



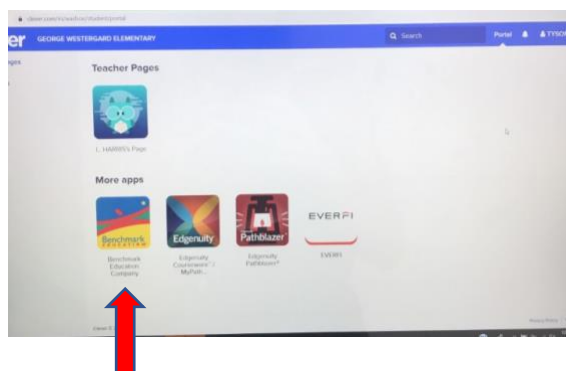
Step 4: Enter Student Login Information



student id#@washoeschools.org
Example: 1234566@washoeschools.org

Password is west2020.

Step 5: Click on Benchmark Icon



Need Support?

Please contact Mrs. Reyes with any questions or problems.

Email her at:

diana.reyesbarahona@washoeschools.net