

## Distance Learning Families MAP Testing Preparation

Parents can assist their students by going to the district webpage>students and parents>MAP Growth Login.

### ➔ How to find the MAP Testing Login Page

1. Navigate to the Washoe County School District, **washoeschools.net**
2. Click the **Students and Parents** menu tab, the MAP **Testing Login** link shown alphabetically on the directory list



Students and Parents




M

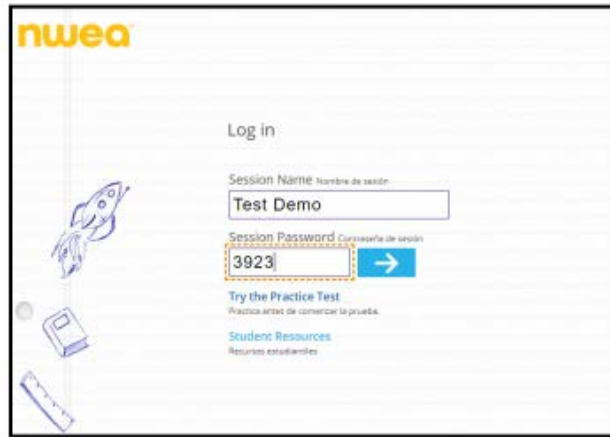
- MAP Testing Login


3. Click the **MAP Growth Login** Link  
<https://www.washoeschools.net/Page/16308>

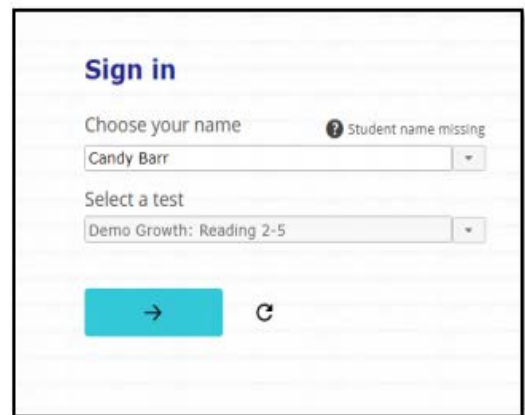




➔ **How to Log into a MAP Testing Session**

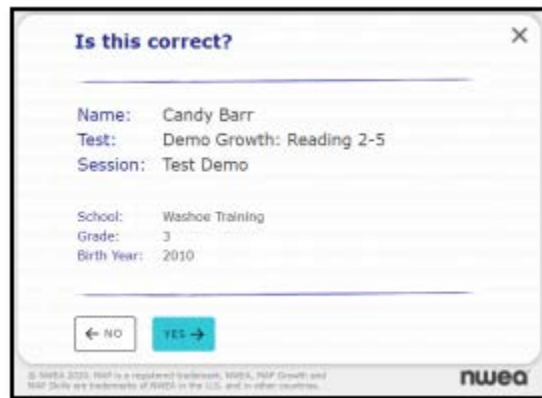
1. Your teacher will provide a **Session Name** and a **4-digit password**. Type this information into the open boxes on the login page. Click  to proceed to the next page.



2. Find and select your name in the dropdown menu. Click  to proceed to the next page. *Contact your teacher if your name cannot be found on the list.*




3. Verify that the correct name and test was selected. Click  to proceed to the next page. Click  if the name is incorrect and return to the login screen.



The screenshot shows a dialog box titled "Is this correct?" with a close button (X) in the top right corner. The dialog contains the following information:

- Name: Candy Barr
- Test: Demo Growth: Reading 2-5
- Session: Test Demo
- School: Washoe Training
- Grade: 3
- Birth Year: 2010

At the bottom of the dialog, there are two buttons: "← NO" and "YES →". The "YES →" button is highlighted in blue. At the bottom right of the dialog, the "nwea" logo is visible.

4. Read the test directions while waiting for your teacher to confirm you to begin the test. When the  appears, click this button to begin.

→ **Warning**

If questions are answered too quickly, the test will stop. Contact your teacher to continue testing.



**If their device is compatible:**

- It pops up the login screen automatically.
- Parents/Students will need the session name and password from the proctor/their teacher and follow the proctor instructions on how to locate their name and what to do (just as with in-person testing).
- If your device is compatible, the screen below is the screen you want to see

Log in

Session Name Nombre de sesión


Session Password Contraseña de sesión

**Try the Practice Test**  
Practica antes de comenzar la prueba.

**Student Resources**  
Recursos estudiantiles

**If their device is not compatible:**

- A screen will pop up with an error message and what the issue is:
  - most of the time it is because they need to change browser
    - Does not work in Internet Explorer
      - they will need to use Chrome, Firefox or Edge

**nwea** 

**Your device doesn't meet testing requirements**  
Please review the errors below and update your system.

Operating System ✓	▼
Browser ❌	▲
<b>Your current browser version:</b> Explorer 11 <b>You need any of these versions or higher:</b> Chrome 65, Firefox 64, MS Edge 79	
Screen Resolution ✓	▼

- Click on the link below for directions on how to enable pop-ups
  - <https://community.nwea.org/docs/DOC-1722>