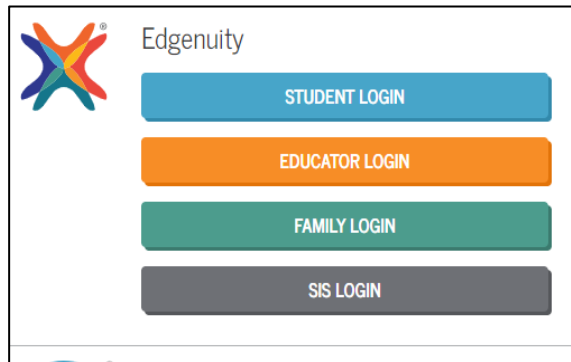


Edgenuity Log-in Instructions

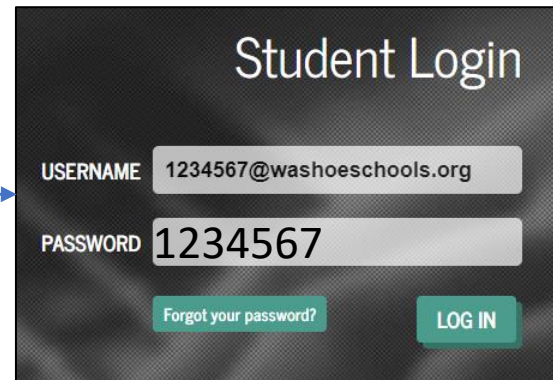
Doc: EO1001

Date: 8-13-20

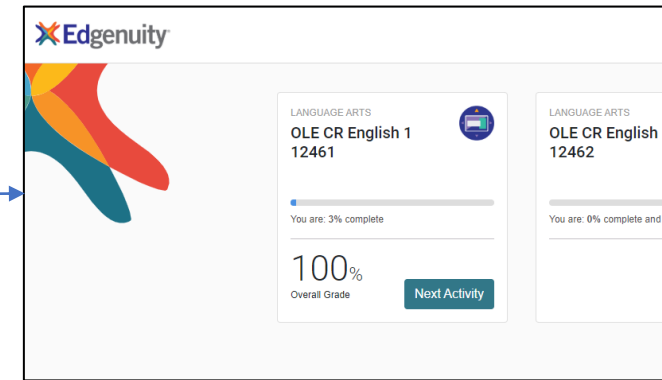
J. Guitron



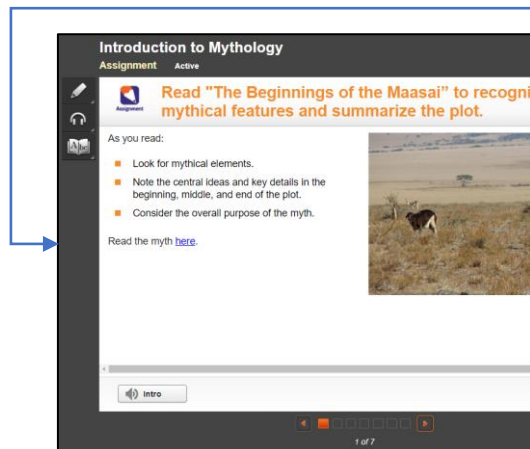
Access the Edgenuity website and click on Student Login : www.edgenuity.com/login/



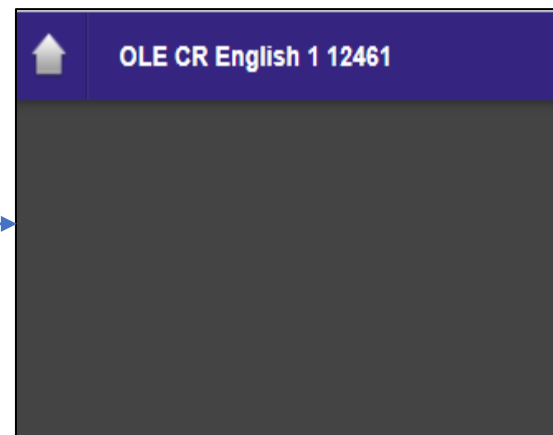
Your Username is you 7-digit school ID number @washoeschools.org and your Password is you 7-digit school ID number. See example above.



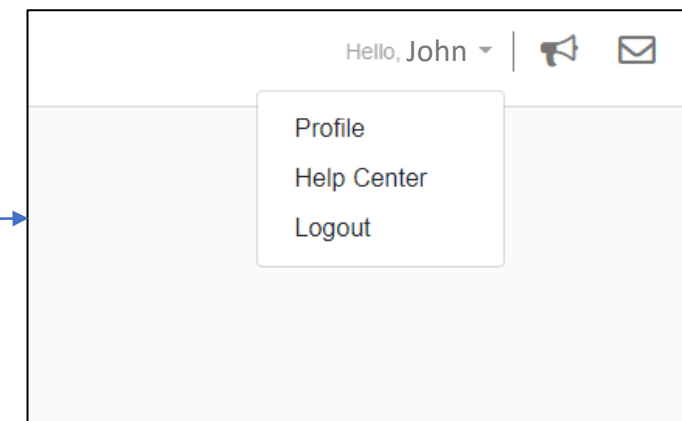
If it's your first time accessing Edgenuity, you will see a short orientation video. When the video is over you will have access to your classes. Click on next Activity.



Navigate your activity by clicking on the orange arrows at the bottom



If you need to work on another course, click on the Home button in the upper-left corner.



If you have questions about how to use and navigate Edgenuity, go to your home screen, click on the down arrow next to your name in the upper-right corner.

Edgenuity Grading

- Students can take paper or digital notes in Edgenuity and use them on quizzes, unit tests, and final exams
- Students must pass the Final Exam with a minimum grade of 60%
- Students must also pass the class with a minimum Overall grade of 60% (D) in order to earn credit in the class