




Mrs. Briggs' Supply List

As an AVID classroom, we will be using a specific organizational method. Below are the tools each student will need at school each day. Please label each item with your child's name in permanent marker.

| QUANTITY | ITEM | EXAMPLE |
|----------|---|--|
| 1 | Good quality 3-ring View Binder 2 - 2 1/2 inches Any color Make sure it has a cover with plastic sleeve |  |
| 6-8 | Colored Tab subject dividers to separate each subject area. <u>(If they include a pocket, you do not need the binder pockets mentioned below)</u> |  |
| 1 | 3-ring Zipper pouch to hold all supplies |  |

Mrs. Briggs' Supply List

| | | |
|-----------|--|--|
| 2 | Composition Notebooks (For science and journal) | |
| 2 | Binder pocket to hold your composition notebooks | |
| 2 or more | Ballpoint pens (a variety of colors is helpful) | |
| 2 or more | Mechanical Pencils With extra lead | |
| 2 or more | Highlighters in 2+ colors (Thin styles fit better in supply pouches) | |
| 1 set | Colored pencils that must fit in the zipper pouch | |
| 2 | Packages of wide-ruled lined paper | |
| 1 | Personal Pencil sharpener that has an enclosed shavings compartment | |

Optional Supplies for personal convenience (All of the items must fit into the binder or extra supply box)

3 ring binder 3-hole punch
Small supply box to hold extra supplies
Personal Scissors
Personal box of crayons
Personal glue or glue sticks
Personal Homework 2 pocket folder

Below are the supplies needed to benefit the comfort of the classroom. Each of the following items will be used throughout the year as needed.

1 Box of Kleenex Tissue
2-3 fine or ultra fine-tip Sharpies