

ANDERSON ELEMENTARY

2023-2024 SCHOOL PERFORMANCE PLAN



Student Success Goal

In SY 2022-23, Anderson Elementary School had 19.6% of students showing proficiency in English Language Arts (ELA). In SY 2023-24, Anderson Elementary School will grow 5 points resulting in nearly 25% of students demonstrating proficiency.

To support students to achieve this goal, we will:

1. Utilize the Building Learning Facilitator in advancing Professional Learning Community practices to reflect Plan-Do-Study-Act cycle of inquiry around teaching/learning (standards-based instruction/assessment/grading practices).
2. Use of research-based intervention materials aligned to Tier 1 guaranteed and viable curriculum guides, based on common assessment student performance targeting essential standards learning.
3. Provide instructional coaching twice monthly.

Student, Staff, and Family Partnerships Goal

Increase student attendance and build family and community partnerships. Chronic Absenteeism was 40% for the 2022-23 school year. Our goal for the 2023-24 school year is to reduce chronic absenteeism to 15% or less.

To support students and families to achieve this goal, we will:

1. Administrator/counselor home visits for chronic absenteeism.
2. Phone calls for absences. Attendance letters will be sent home to chronically absent students.
3. Counselor lessons in the classroom geared towards positive conduct and attendance.

Resources for Parents and Families

Quick Tips for Parents and Families

Get involved! Contact Kevin Sady for information about volunteering with our school.

Stay connected! Let the front office know if your phone number, email, or home address has changed.

Know your child's teachers! We are here to support your child's learning journey.

Resource Links

Infinite Campus Parent Portal

See your child's grades, assignments, attendance information and important updates

www.washoeschools.net/ICparent

Family Resource Centers

Basic needs assistance, resource referrals, and help with accessing services like SNAP

www.washoeschools.net/FRC

Care Solace

Free and confidential help to access mental health care providers in your community

www.washoeschools.net/Care



OUR WCS D PROMISE

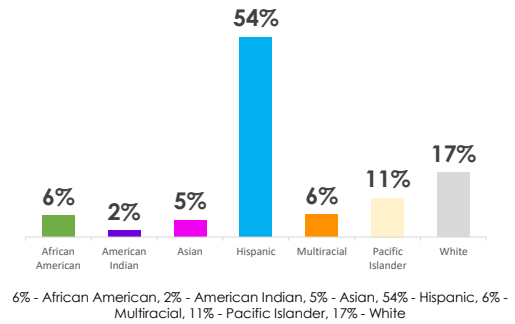
We will know every student by **NAME, STRENGTH AND NEED** so they graduate prepared for the future they choose and we will deliver on this promise in partnership with our **FAMILIES and COMMUNITY.**



Total Enrollment
350

Our Student Demographics

- 100%** Free or Reduced Lunch
- 29%** English Learners
- 12%** Individualized Education Plans
- 4%** Children in Transition
- 1%** Foster
- 0%** Gifted & Talented

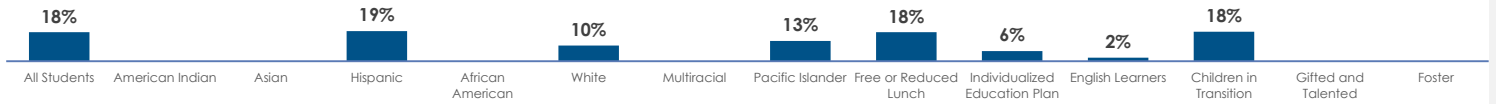


Smarter Balanced Assessment

Percent Achieving 'At or Above' Standard

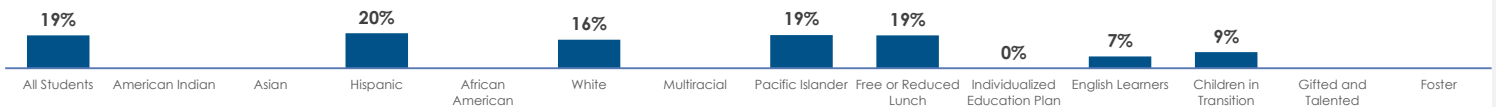


English / Language Arts



English / Language Arts: Percentage achieving "At or Above" standard (2022-2023): 18% - All Students, * - American Indian, * - Asian, 19% - Hispanic, * - African American, 10% - White, * - Multiracial, 13% - Pacific Islander, 18% - Free or Reduced Lunch, 6% - Individualized Education Plan, 2% - English Learners, 18% - Children in Transition, * - Gifted and Talented, * - Foster

Mathematics



Mathematics: Percentage achieving "At or Above" standard (2022-2023): 19% - All Students, * - American Indian, * - Asian, 20% - Hispanic, * - African American, 16% - White, * - Multiracial, 19% - Pacific Islander, 19% - Free or Reduced Lunch, 0% - Individualized Education Plan, 7% - English Learners, 9% - Children in Transition, * - Gifted and Talented, * - Foster



5th Grade Science Assessment

4%

Percentage of students achieving 'At or Above' Standard



Attendance

40%

Percentage of students missing 10% or more of school days

Scan to see more data!



* Data are intentionally left blank when the student population that makes up the data point are less than 10 (N < 10).