

Student Success Goal

In School Year (SY) 2023-24, scholars will earn credit in 85% of all classes taken—up from 70% for which credit was earned in the spring semester of SY2022-23.

To support students to achieve this goal, we will:

1. Review progress grades every two weeks and share data with staff.
2. Engage in classroom walk-throughs looking for scholar engagement, academic challenge, and academic vocabulary across the curriculum.
3. Record of daily scholar performance in class maintained by classroom teachers.

Student, Staff, and Family Partnerships Goal

Our average percentage of positive responses in the Student Engagement section of the Student Climate survey will increase from 83% in SY 2021 to 95% in SY 2024.

To support students and families to achieve this goal, we will:

1. We will administer a student survey each quarter asking scholars to respond to the five questions entailed in the Student Engagement section of the Student Climate Survey.
2. We will study these results to determine how we adjust to hit our goal of 95% by the end of the year.

Resources for Parents and Families

Quick Tips for Parents and Families

Get involved! Contact Gloria Palma for information about volunteering with our school.

Stay connected! Let the front office know if your phone number, email, or home address has changed.

Know your child's teachers! We are here to support your child's learning journey.

Resource Links

Infinite Campus Parent Portal

See your child's grades, assignments, attendance information and important updates

www.washoeschools.net/ICparent

Family Resource Centers

Basic needs assistance, resource referrals, and help with accessing services like SNAP

www.washoeschools.net/FRC

Care Solace

Free and confidential help to access mental health care providers in your community

www.washoeschools.net/Care



OUR WCSD PROMISE

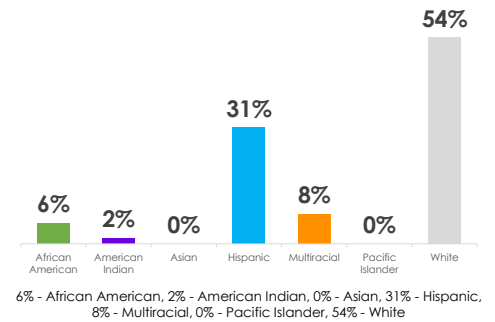
We will know every student by **NAME, STRENGTH AND NEED** so they graduate prepared for the future they choose and we will deliver on this promise in partnership with our **FAMILIES and COMMUNITY.**



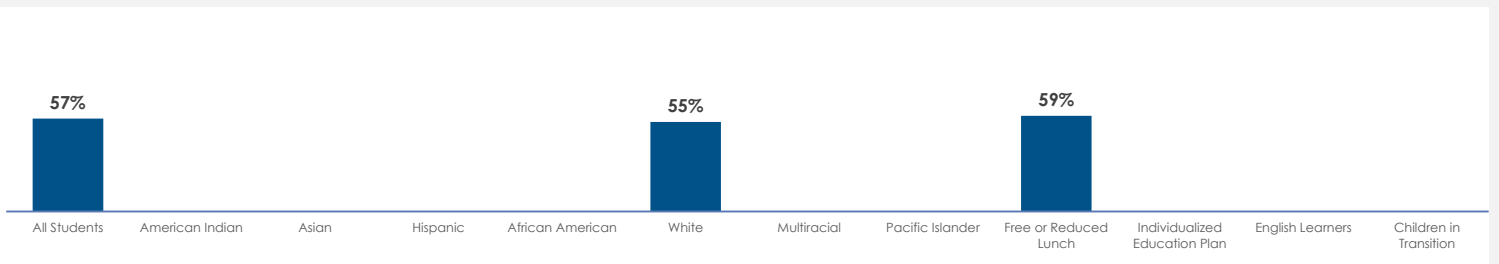
Total Enrollment
127

Our Student Demographics

- 100%** Free or Reduced Lunch
- 6%** English Learners
- 17%** Individualized Education Plans
- 2%** Children in Transition
- 2%** Foster
- 4%** Gifted & Talented

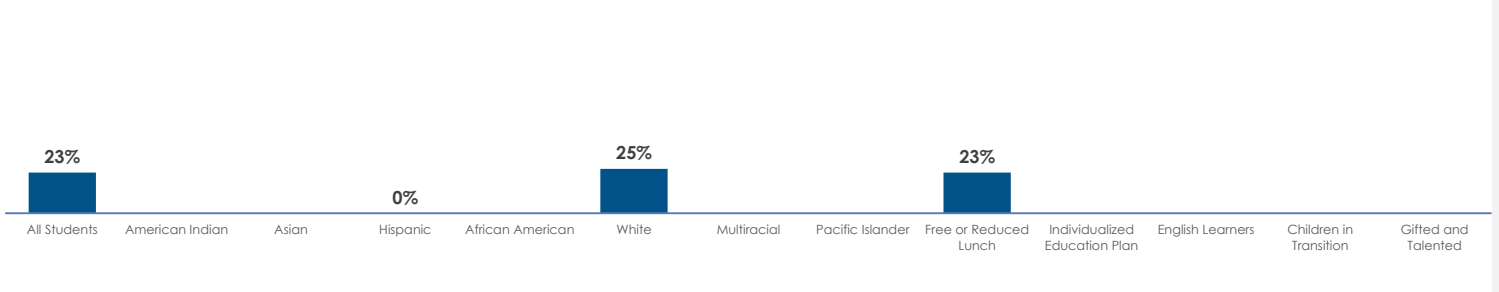


2023 Graduation



Graduation (2023): 57% - All Students, * - American Indian, * - Asian, * - Hispanic, * - African American, 55% - White, * - Multiracial, * - Pacific Islander, 59% - Free or Reduced Lunch, * - Individualized Education Plan, * - English Learners, * - Children in Transition

10th Grade Combined Core Credit Attainment



10th Grade Combined Core Credit Attainment (2022-2023): 23% - All Students, * - American Indian, * - Asian, 0% - Hispanic, * - African American, 25% - White, * - Multiracial, * - Pacific Islander, 23% - Free or Reduced Lunch, * - Individualized Education Plan, * - English Learners, * - Children in Transition, * - Gifted and Talented

AP/IB/CTE/Dual Credit Completion

15%

Percentage of students who completed at least one AP, IB, or Dual Credit course or completed enough courses to be considered CTE completers by graduation.

Attendance

76%

Percentage of students missing 10% or more of school days

Scan to see more data!



* Data are intentionally left blank when the student population that makes up the data point are less than 10 (N < 10).