

# Alice Smith Elementary School

2023-2024 SCHOOL PERFORMANCE PLAN



## Student Success Goal

Student proficiency for will increase by 10% in English Language Arts (ELA) and Math as indicated on the Smarter Balanced Assessment (SBAC) for the general population, and Individualized Education Plan (IEP) and English Learner (EL) subgroups.

To support students to achieve this goal, we will:

1. Establish a shared pacing and instructional calendar.
2. Establish a master schedule that enables uninterrupted Tier I instructional and Designated Intervention time.
3. Establish models for grouping, scaffolding, differentiation, which are shared throughout grade levels and the schools.

## Student, Staff, and Family Partnerships Goal

Alice Smith will increase participation at academic activities related to (ELA) throughout the year (increase in parent numbers at each event) as measured by sign-in sheets or virtual meeting attendance.

To support students and families to achieve this goal, we will:

1. Secure funding and community partnerships for events/programs.
2. Scheduling, Communicating, and promoting event.
3. Build partnerships with families utilizing various events designed to welcome families and engage in community building and academic partnerships.

## Resources for Parents and Families

### Quick Tips for Parents and Families

**Get involved!** Contact Mary Beth Akers for information about volunteering with our school.

**Stay connected!** Let the front office know if your phone number, email, or home address has changed.

**Know your child's teachers!** We are here to support your child's learning journey.

### Resource Links

#### Infinite Campus Parent Portal

*See your child's grades, assignments, attendance information and important updates*

[www.washoeschools.net/ICparent](http://www.washoeschools.net/ICparent)

#### Family Resource Centers

*Basic needs assistance, resource referrals, and help with accessing services like SNAP*

[www.washoeschools.net/FRC](http://www.washoeschools.net/FRC)

#### Care Solace

*Free and confidential help to access mental health care providers in your community*

[www.washoeschools.net/Care](http://www.washoeschools.net/Care)



## OUR WCS D PROMISE

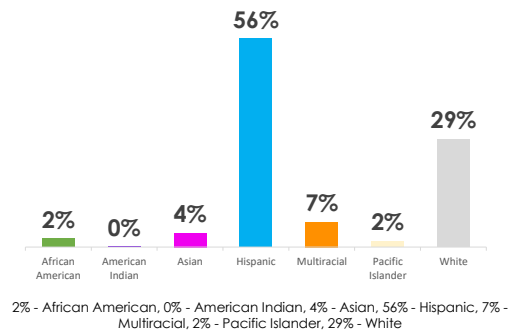
We will know every student by **NAME, STRENGTH AND NEED** so they graduate prepared for the future they choose and we will deliver on this promise in partnership with our **FAMILIES and COMMUNITY.**



**Total Enrollment**  
**501**

## Our Student Demographics

- 100%** Free or Reduced Lunch
- 22%** English Learners
- 20%** Individualized Education Plans
- 2%** Children in Transition
- 0%** Foster
- 0%** Gifted & Talented

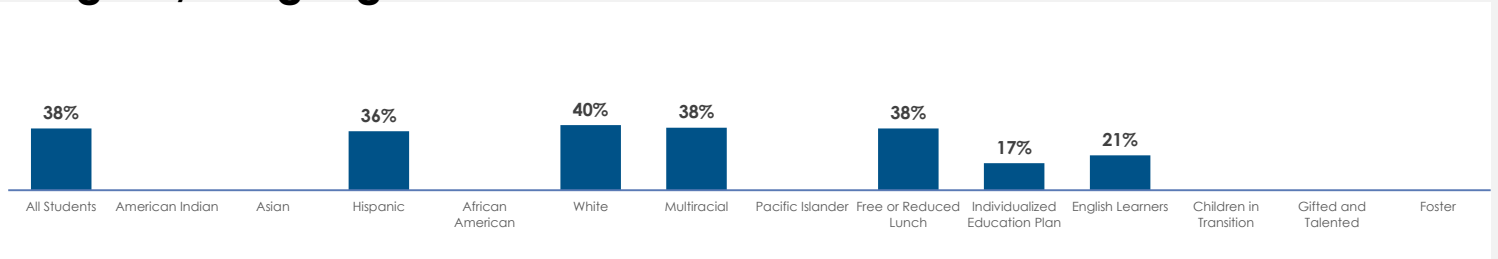


## Smarter Balanced Assessment

Percent Achieving 'At or Above' Standard

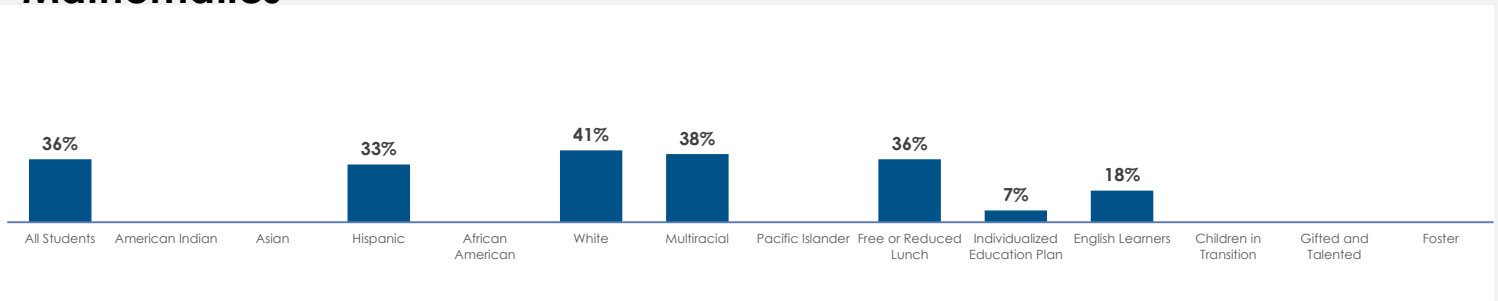


### English / Language Arts



English / Language Arts: Percentage achieving "At or Above" standard (2022-2023): 38% - All Students, \* - American Indian, \* - Asian, 36% - Hispanic, \* - African American, 40% - White, 38% - Multiracial, \* - Pacific Islander, 38% - Free or Reduced Lunch, 17% - Individualized Education Plan, 21% - English Learners, \* - Children in Transition, \* - Gifted and Talented, \* - Foster

### Mathematics



Mathematics: Percentage achieving "At or Above" standard (2022-2023): 36% - All Students, \* - American Indian, \* - Asian, 33% - Hispanic, \* - African American, 41% - White, 38% - Multiracial, \* - Pacific Islander, 36% - Free or Reduced Lunch, 7% - Individualized Education Plan, 18% - English Learners, \* - Children in Transition, \* - Gifted and Talented, \* - Foster



### 5th Grade Science Assessment

**21%**

Percentage of students achieving 'At or Above' Standard



### Attendance

**17%**

Percentage of students missing 10% or more of school days

Scan to see more data!



\* Data are intentionally left blank when the student population that makes up the data point are less than 10 (N < 10).