

Sepulveda Elementary School

2023-2024 SCHOOL PERFORMANCE PLAN



Student Success Goal

To improve students' math proficiency through the implementation of math instructional cycles, diverse instructional strategies, and the systematic analysis of common formative data, with the aim of achieving 4% increase in Smarter Balanced (SBAC) math proficiency scores within this academic year.

To support students to achieve this goal, we will:

1. We will use common assessment data to measure student mastery of grade level standards.
2. We will expect to hear students use mathematical vocabulary during discussions.
3. We will monitor iReady math data, as an intervention to bridge the gaps in achievement.

Student, Staff, and Family Partnerships Goal

Our goal is to reduce the occurrence of major behavioral incidents among students, creating a safe and conducive learning environment. Our objective is to achieve a 10% reduction in major behavioral issues within the next academic year, fostering a positive school culture that supports student well-being and academic success.

To support students and families to achieve this goal, we will:

1. Major and Minor tracking forms are used and inputted into Infinite Campus by administrators.
2. The minor tracking form is revised to track reteaching opportunities before implementing a minor behavior consequence.

Resources for Parents and Families

Quick Tips for Parents and Families

Get involved Contact our office staff for information about volunteering at our school. 775.626.5257 or www.washoeschools.net/Sepulveda

Stay connected Let the front office know if your phone number, email, or home address has changed.

Know your child's teachers We are here to support your child's learning journey.

Resource Links

Infinite Campus Parent Portal

See your child's grades, assignments, attendance information and important updates.

www.washoeschools.net/ICparent

Family Resource Centers

Basic needs assistance, resource referrals, and help with accessing services like SNAP.

www.washoeschools.net/FRC

Care Solace

Free and confidential help to access mental health care providers in your community.

www.washoeschools.net/Care

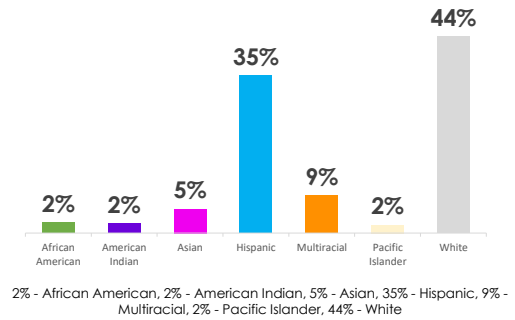


OUR WCS D PROMISE

We will know every student by **NAME, STRENGTH AND NEED** so they graduate prepared for the future they choose and we will deliver on this promise in partnership with our **FAMILIES and COMMUNITY.**

Our Student Demographics

- 30% Free or Reduced Lunch
- 12% English Learners
- 18% Individualized Education Plans
- 2% Children in Transition
- 1% Foster
- 1% Gifted & Talented



Total Enrollment
553

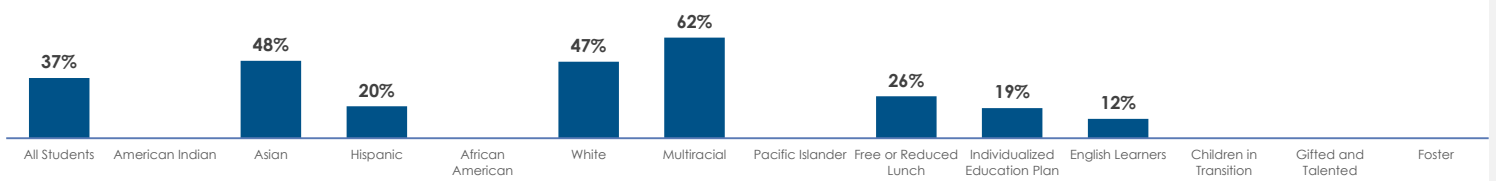


Smarter Balanced Assessment

Percent Achieving 'At or Above' Standard

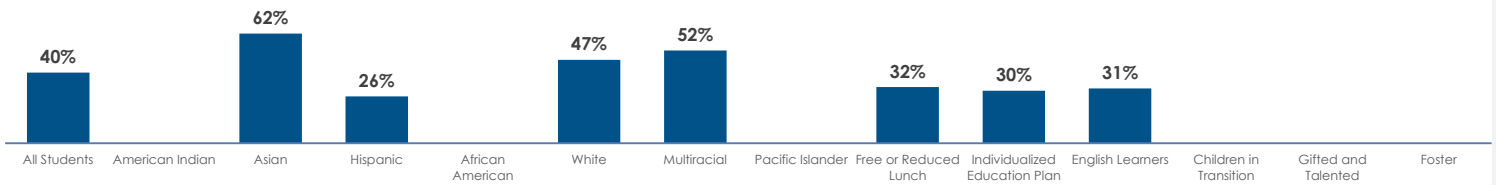


English / Language Arts



English / Language Arts: Percentage achieving "At or Above" standard (2022-2023): 37% - All Students, * - American Indian, 48% - Asian, 20% - Hispanic, * - African American, 47% - White, 62% - Multiracial, * - Pacific Islander, 26% - Free or Reduced Lunch, 19% - Individualized Education Plan, 12% - English Learners, * - Children in Transition, * - Gifted and Talented, * - Foster

Mathematics



Mathematics: Percentage achieving "At or Above" standard (2022-2023): 40% - All Students, * - American Indian, 62% - Asian, 26% - Hispanic, * - African American, 47% - White, 52% - Multiracial, * - Pacific Islander, 32% - Free or Reduced Lunch, 30% - Individualized Education Plan, 31% - English Learners, * - Children in Transition, * - Gifted and Talented, * - Foster

5th Grade Science Assessment

22%

Percentage of students achieving 'At or Above' Standard

Attendance

12%

Percentage of students missing 10% or more of school days

Scan to see more data!



* Data are intentionally left blank when the student population that makes up the data point are less than 10 (N < 10).