

ELMCREST SCHOOL

2023-2024 SCHOOL PERFORMANCE PLAN



Student Success Goal

In the 2024 Spring Smarter Balanced Assessment (SBAC) students will increase proficiency in English Language Arts (ELA) by 5%.

To support students to achieve this goal, we will:

1. Uninterrupted scheduling of ELA block.
2. Creating small groups based on i-Ready data.
3. Scheduled 45 minutes per week of i-Ready for each student.
4. Do all three diagnostic assessments.

Student, Staff, and Family Partnerships Goal

85% of students will feel engaged in learning on the 23-24 school climate survey.

To support students and families to achieve this goal, we will:

1. Implement of professional development plan for student engagement.
2. Create school wide motivation system for students to engage in academics.
3. Guidance lessons with school counselor.

Resources for Parents and Families

Quick Tips for Parents and Families

Get involved! Contact Judy Johnson for information about volunteering with our school.

Stay connected! Let the front office know if your phone number, email, or home address has changed.

Know your child's teachers! We are here to support your child's learning journey.

Resource Links

Infinite Campus Parent Portal

See your child's grades, assignments, attendance information and important updates.

www.washoeschools.net/ICparent

Family Resource Centers

Basic needs assistance, resource referrals, and help with accessing services like SNAP.

www.washoeschools.net/FRC

Care Solace

Free and confidential help to access mental health care providers in your community.

www.washoeschools.net/Care



OUR WCSO PROMISE

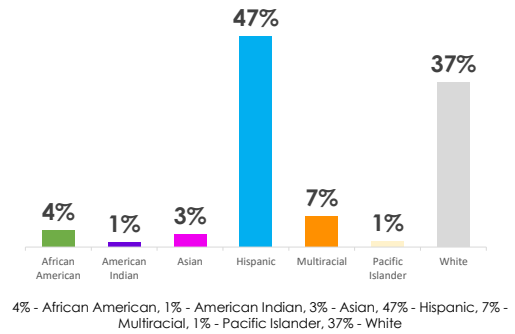
We will know every student by **NAME, STRENGTH AND NEED** so they graduate prepared for the future they choose and we will deliver on this promise in partnership with our **FAMILIES and COMMUNITY.**



Total Enrollment
319

Our Student Demographics

- 100%** Free or Reduced Lunch
- 14%** English Learners
- 17%** Individualized Education Plans
- 4%** Children in Transition
- 1%** Foster
- 1%** Gifted & Talented

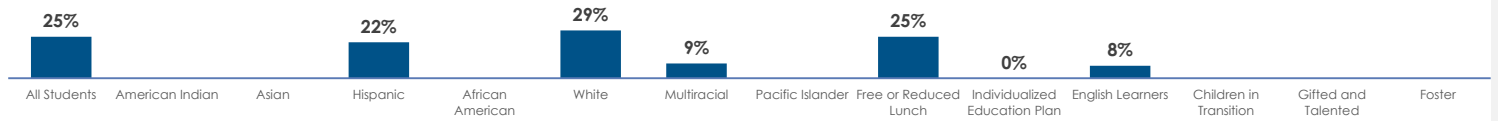


Smarter Balanced Assessment

Percent Achieving 'At or Above' Standard

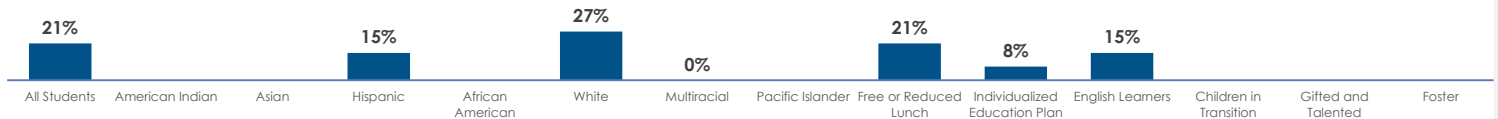


English / Language Arts



English / Language Arts: Percentage achieving "At or Above" standard (2022-2023): 25% - All Students, * - American Indian, * - Asian, 22% - Hispanic, * - African American, 29% - White, 9% - Multiracial, * - Pacific Islander, 25% - Free or Reduced Lunch, 0% - Individualized Education Plan, 8% - English Learners, * - Children in Transition, * - Gifted and Talented, * - Foster

Mathematics



Mathematics: Percentage achieving "At or Above" standard (2022-2023): 21% - All Students, * - American Indian, * - Asian, 15% - Hispanic, * - African American, 27% - White, 0% - Multiracial, * - Pacific Islander, 21% - Free or Reduced Lunch, 8% - Individualized Education Plan, 15% - English Learners, * - Children in Transition, * - Gifted and Talented, * - Foster

5th Grade Science Assessment

6%

Percentage of students achieving 'At or Above' Standard

Attendance

31%

Percentage of students missing 10% or more of school days

Scan to see more data!



* Data are intentionally left blank when the student population that makes up the data point are less than 10 (N < 10).