

Double Diamond Elementary School

2023-2024 SCHOOL PERFORMANCE PLAN



Student Success Goal

All students in Kindergarten-5th grade will demonstrate a 10% growth in proficiency in English Language Arts (ELA) to 31% and Math to 24% on SBAC data by Spring of 2024, and 100% of students will reach their typical growth target in ELA and Math on iReady by spring of 2024.

To support students to achieve this goal, we will:

1. Train teachers in the Professional Learning Community assessment cycle in professional learning
2. Additional training for Kindergarten-22nd grade teachers in phonics
3. Provide time in the Master schedule for weekly Professional Learning Communities (PLCs)
4. Consistent use of data in PLCs to determine needs of each individual student
5. Weekly differentiated planning and instruction based on data for tier 1, 2, and 3

Student, Staff, and Family Partnerships Goal

Chronic and Severe Chronic absenteeism will be decreased by 5% school wide.

To support students and families to achieve this goal, we will:

1. Ongoing weekly monitoring of attendance.
2. Multi-Tiered Systems of Support meetings weekly by grade level to address attendance concerns.
3. Parent and school team meetings to provide individualized support.
4. Monitoring of Tier 2/Tier 3 progress of individual students.
5. School-wide quarterly rewards for students with <90% absence rate.
6. Family quarterly rewards for Tier 2 /Tier 3 who are showing improvement.

Resources for Parents and Families

Quick Tips for Parents and Families

Get involved! Contact Lisa Mazza for information about volunteering with our school.

Stay connected! Let the front office know if your phone number, email or home address has changed.

Know your child's teachers! We are here to support your child's learning journey.

Resource Links

Infinite Campus Parent Portal

See your child's grades, assignments, attendance information and important updates

www.washoeschools.net/ICparent

Family Resource Centers

Basic needs assistance, resource referrals, and help with accessing services like SNAP

www.washoeschools.net/FRC

Care Solace

Free and confidential help to access mental health care providers in your community

www.washoeschools.net/Care

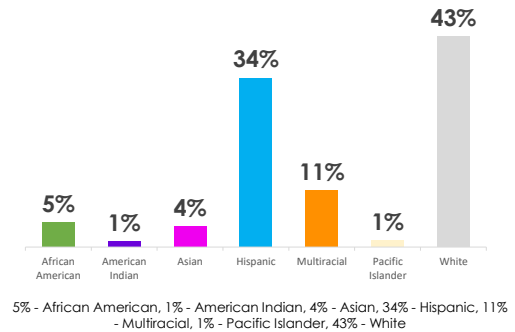


OUR WCSO PROMISE

We will know every student by **NAME, STRENGTH AND NEED** so they graduate prepared for the future they choose and we will deliver on this promise in partnership with our **FAMILIES and COMMUNITY.**

Our Student Demographics

- 37% Free or Reduced Lunch
- 8% English Learners
- 14% Individualized Education Plans
- 1% Children in Transition
- 0% Foster
- 1% Gifted & Talented



Total Enrollment
523

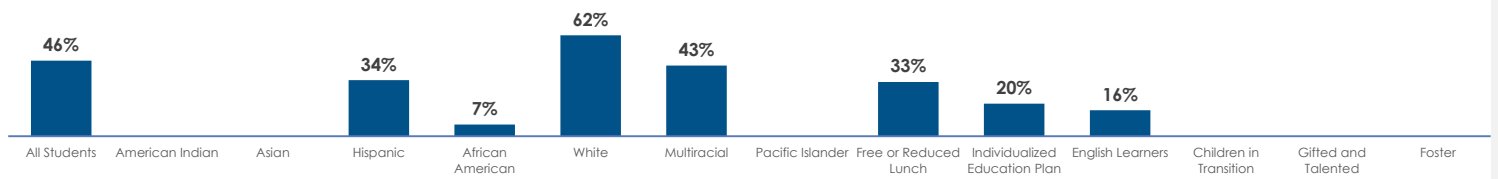


Smarter Balanced Assessment

Percent Achieving 'At or Above' Standard

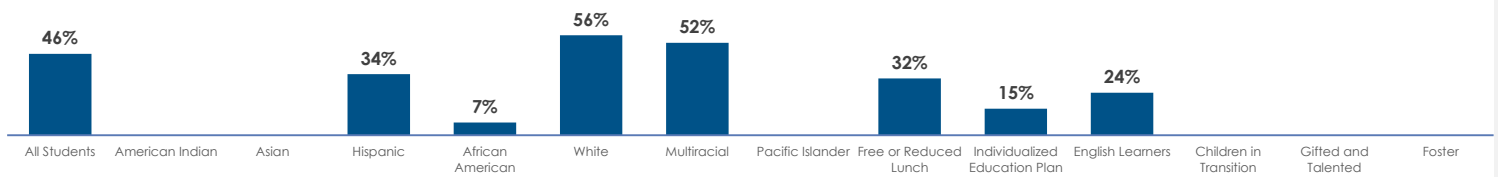


English / Language Arts



English / Language Arts: Percentage achieving "At or Above" standard (2022-2023): 46% - All Students, * - American Indian, * - Asian, 34% - Hispanic, 7% - African American, 62% - White, 43% - Multiracial, * - Pacific Islander, 33% - Free or Reduced Lunch, 20% - Individualized Education Plan, 16% - English Learners, * - Children in Transition, * - Gifted and Talented, * - Foster

Mathematics



Mathematics: Percentage achieving "At or Above" standard (2022-2023): 46% - All Students, * - American Indian, * - Asian, 34% - Hispanic, 7% - African American, 56% - White, 52% - Multiracial, * - Pacific Islander, 32% - Free or Reduced Lunch, 15% - Individualized Education Plan, 24% - English Learners, * - Children in Transition, * - Gifted and Talented, * - Foster

5th Grade Science Assessment

19%

Percentage of students achieving 'At or Above' Standard

Attendance

18%

Percentage of students missing 10% or more of school days

Scan to see more data!



* Data are intentionally left blank when the student population that makes up the data point are less than 10 (N < 10).