



# Middle Schools

WCSD School Climate and Safety Staff Survey  
Spring 2018



Report created by  
Panorama Education



# Summary

| Topic Description         | Results  | Comparison                                      |
|---------------------------|--|---|
| Early release wednesdays  | <p><b>76%</b></p> <p>▼2</p> <p>since last survey</p> | <p><b>75%</b> Washoe County School District</p> |
| Expectations of success   | <p><b>89%</b></p> <p>▼4</p> <p>since last survey</p> | <p><b>93%</b> Washoe County School District</p> |
| Fairness and respect      | <p><b>74%</b></p> <p>▼7</p> <p>since last survey</p> | <p><b>82%</b> Washoe County School District</p> |
| Home-school communication | <p><b>88%</b></p> <p>▼3</p> <p>since last survey</p> | <p><b>92%</b> Washoe County School District</p> |
| Instructional focus       | <p><b>78%</b></p> <p>▼5</p> <p>since last survey</p> | <p><b>83%</b> Washoe County School District</p> |
| Parent involvement        | <p><b>32%</b></p> <p>▼3</p> <p>since last survey</p> | <p><b>49%</b> Washoe County School District</p> |
| Physical environment      | <p><b>73%</b></p> <p>▼2</p> <p>since last survey</p> | <p><b>78%</b> Washoe County School District</p> |
| Quality of wcsd           | <p><b>54%</b></p> <p>▼1</p> <p>since last survey</p> | <p><b>58%</b> Washoe County School District</p> |



**Safety**

**85%**

▼ 7

since last survey

**88%**

Washoe County School District

**Social emotional learning**

**81%**

▼ 4

since last survey

**84%**

Washoe County School District

**Staff collaboration**

**77%**

▼ 7

since last survey

**80%**

Washoe County School District

**Staff-student relationships**

**86%**

▼ 3

since last survey

**91%**

Washoe County School District

**Student behaviors**

**71%**

▼ 5

since last survey

**82%**

Washoe County School District

**Work stress**

**65%**

▼ 6

since last survey

**70%**

Washoe County School District

538 responses



# Early release wednesdays

Your average

# 76%

538 responses

Change

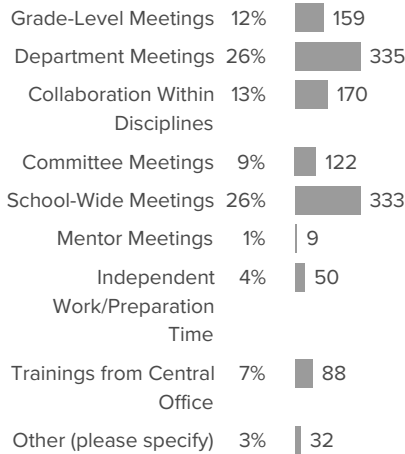
# ▼ 2

since last survey

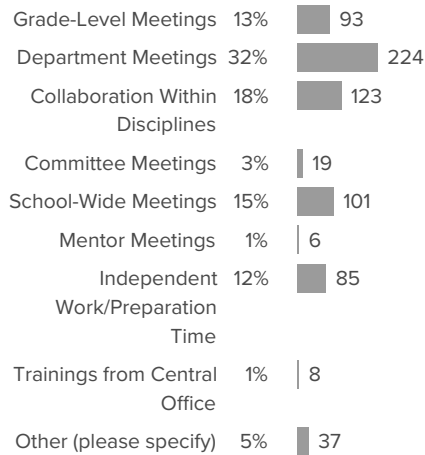
District average: **75%** Washoe County School District

## How did people respond?

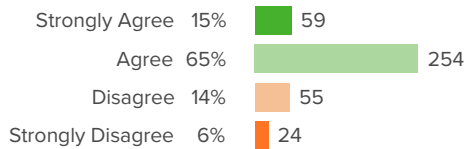
**Q.1: How are you using the time provided on early release Wednesdays? (please select up to three options)**



**Q.2: Of those you selected, what, if any, are the most helpful to you? (Please select up to 3 options)**



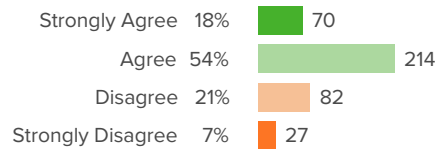
**Q.3: I am satisfied with the amount of time provided on early release Wednesdays.**



▲ 3 from last survey

Favorable: **80%**

**Q.4: The time provided for early release Wednesdays is used productively.**

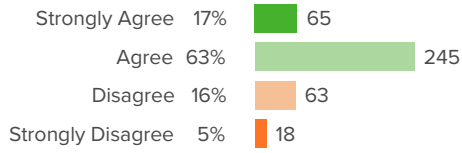


▼ 7 from last survey

Favorable: **72%**



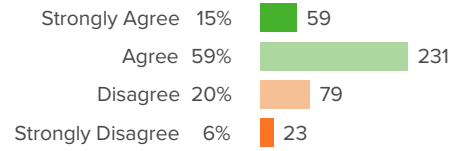
**Q.5: I apply the knowledge that I gain from participation in early release Wednesdays in my classroom practice.**



▼ **3** from last survey

Favorable: **79%**

**Q.6: The discussion focus of early release Wednesdays is consistent over time.**



▲ **0** from last survey

Favorable: **74%**



# Expectations of success

Your average

# 89%

538 responses

Change

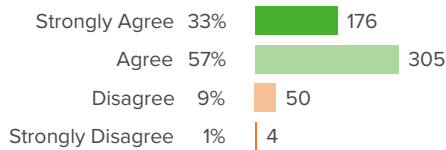
# ▼ 4

since last survey

District average: **93%** Washoe County School District

## How did people respond?

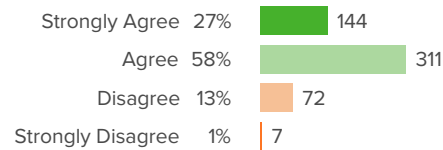
### Q.1: Staff at my school set high expectations for students' achievement.



▼ 2 from last survey

Favorable: **90%**

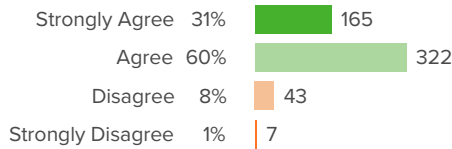
### Q.2: Staff at my school work hard to motivate students who show low interest in school work.



▼ 6 from last survey

Favorable: **85%**

### Q.3: Staff at my school work hard to make sure that students stay in school.



▼ 4 from last survey

Favorable: **91%**



# Fairness and respect

Your average

# 74%

538 responses

Change

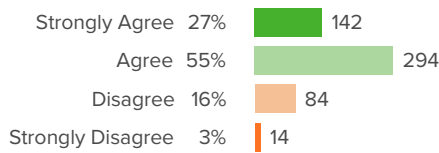
# ▼ 7

since last survey

District average: **82%** Washoe County School District

## How did people respond?

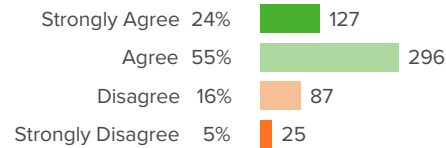
### Q.1: Staff respect all students at my school.



▼ 6 from last survey

Favorable: **82%**

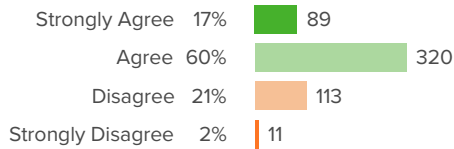
### Q.2: Staff are professional when speaking of each other and/or administrators.



▼ 9 from last survey

Favorable: **79%**

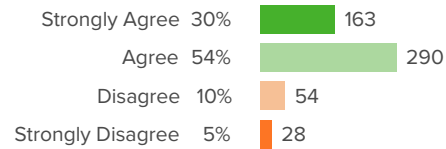
### Q.3: Students of different social backgrounds get along well at my school.



▼ 6 from last survey

Favorable: **77%**

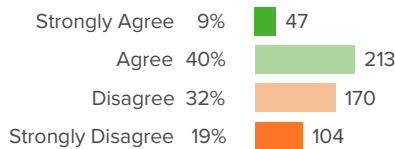
### Q.4: The rules and expectations about how students should behave at my school are fair.



▼ 3 from last survey

Favorable: **85%**

### Q.5: The rules and expectations about student behavior are enforced equally by staff.



▼ 8 from last survey

Favorable: **49%**



# Home-school communication

Your average

**88%**

538 responses

Change

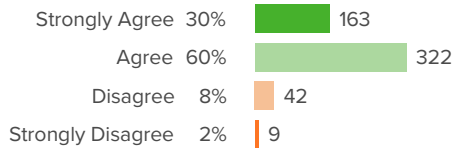
**▼ 3**

since last survey

District average: **92%** Washoe County School District

## How did people respond?

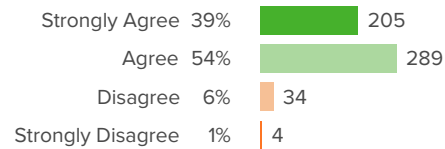
### Q.1: Staff at my school believe that parents are partners in the educational process.



▼ 2 from last survey

Favorable: **90%**

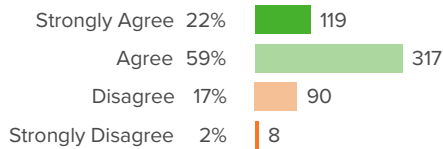
### Q.2: My school is welcoming to parents.



▼ 2 from last survey

Favorable: **93%**

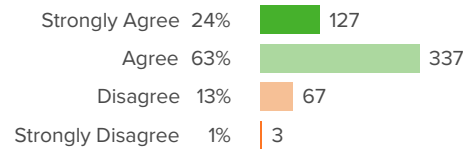
### Q.3: Staff at my school are expected to provide parents with ways to support their child's learning at home.



▼ 4 from last survey

Favorable: **82%**

### Q.4: Staff at my school frequently update parents/guardians about their child's progress in their classrooms.



▼ 3 from last survey

Favorable: **87%**





# Instructional focus

Your average

# 78%

538 responses

Change

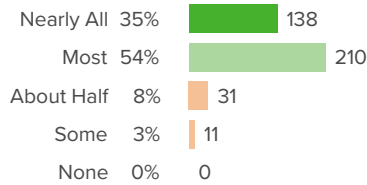
# ▼ 5

since last survey

District average: **83%** Washoe County School District

## How did people respond?

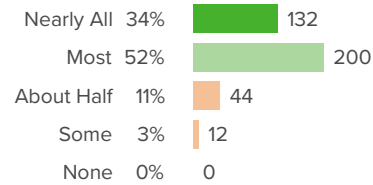
**Q.1: How many teachers in this school...Emphasize teaching lessons in ways that are relevant to students.**



▲ 0 from last survey

Favorable: **89%**

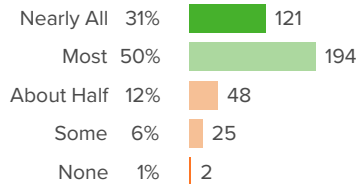
**Q.2: How many teachers in this school...Focus instruction on learning, not just remembering facts.**



▼ 2 from last survey

Favorable: **86%**

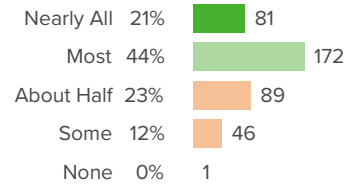
**Q.3: How many teachers in this school...Take responsibility for ensuring that all students master grade level objectives.**



▼ 5 from last survey

Favorable: **81%**

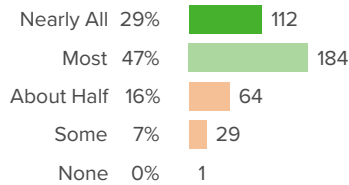
**Q.4: How many teachers in this school...Effectively differentiate instruction to meet the needs of students at all achievement levels.**



▼ 7 from last survey

Favorable: **65%**

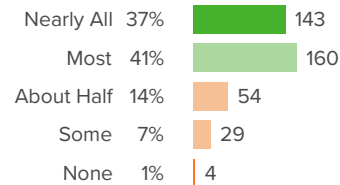
**Q.5: How many teachers in this school...Take responsibility for ensuring that the needs of students with special instructional requirements are addressed.**



▼ 6 from last survey

Favorable: **76%**

**Q.6: How many teachers in this school...Communicate with each other to make student learning consistent across classes within the same grade level.**

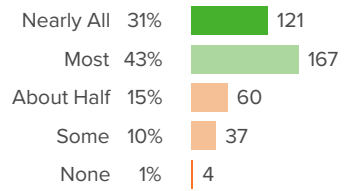


▼ 5 from last survey

Favorable: **78%**



**Q.7: How many teachers in this school...Communicate with each other to make student learning consistent across grade levels.**



▼7 from last survey

Favorable: **74%**



# Parent involvement

Your average

# 32%

538 responses

Change

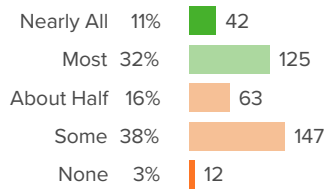
# ▼ 3

since last survey

District average: **49%** Washoe County School District

## How did people respond?

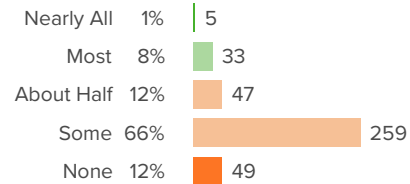
### Q.1: How many of your students' parents/guardians support your teaching efforts?



▼ 10 from last survey

Favorable: **43%**

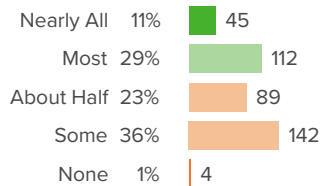
### Q.2: How many of your students' parents/guardians have asked you about ways they can support their child's learning at home?



▼ 4 from last survey

Favorable: **10%**

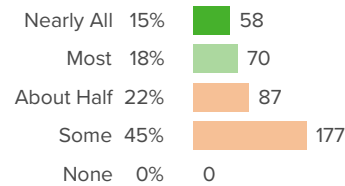
### Q.3: How many of your students' parents/guardians know how well their child is doing in your class?



▼ 3 from last survey

Favorable: **40%**

### Q.4: How many of your students' parents have you met?



▲ 2 from last survey

Favorable: **33%**



# Physical environment

Your average

# 73%

538 responses

Change

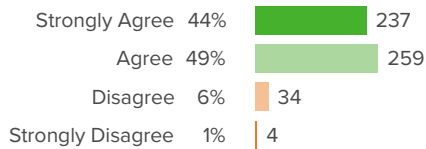
# ▼ 2

since last survey

District average: **78%** Washoe County School District

## How did people respond?

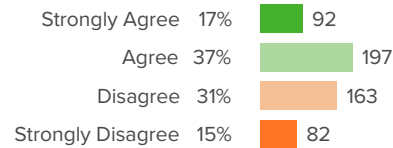
### Q.1: My school building is clean.



▼ 1 from last survey

Favorable: **93%**

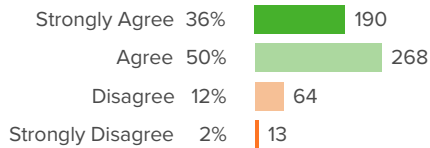
### Q.2: The temperature in my school is comfortable all year round.



▼ 4 from last survey

Favorable: **54%**

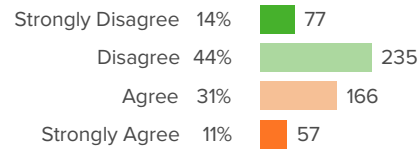
### Q.3: The bathrooms in my school are clean.



▼ 4 from last survey

Favorable: **86%**

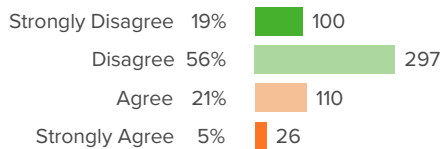
### Q.4: A lot of equipment at my school is broken or outdated.



▼ 3 from last survey

Favorable: **58%**

### Q.5: Vandalism of school property is a problem at my school.



▲ 0 from last survey

Favorable: **74%**



# Quality of wcsd

Your average

# 54%

538 responses

Change

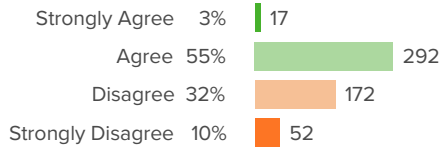
# ▼ 1

since last survey

District average: **58%** Washoe County School District

## How did people respond?

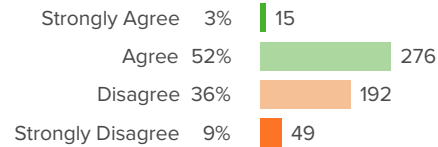
**Q.1: I believe that most students who graduate from Washoe County School District are nationally competitive in the job market.**



▼ 1 from last survey

Favorable: **58%**

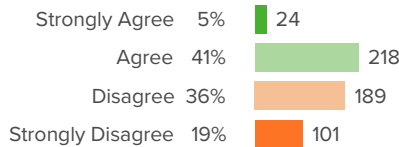
**Q.2: I believe that most students who graduate from Washoe County School District are nationally competitive for college admissions.**



▼ 5 from last survey

Favorable: **55%**

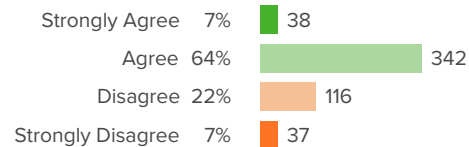
**Q.3: I feel like my work is valued by this District.**



▼ 4 from last survey

Favorable: **45%**

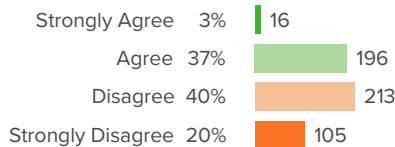
**Q.4: The District keeps me well-informed about changes in policies and initiatives that affect me.**



▲ 3 from last survey

Favorable: **71%**

**Q.5: Overall, I feel optimistic about the direction Washoe County School District is headed.**



▲ 2 from last survey

Favorable: **40%**



# Safety

Your average

# 85%

538 responses

Change

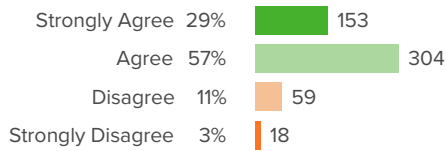
# ▼ 7

since last survey

District average: **88%** Washoe County School District

## How did people respond?

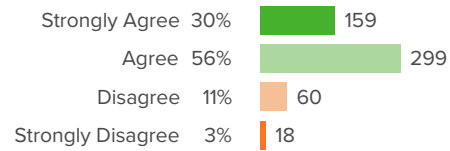
### Q.1: I feel safe inside my school.



▼ 9 from last survey

Favorable: **86%**

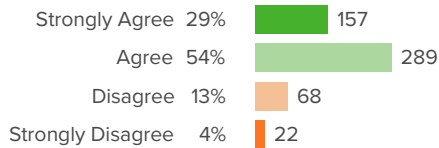
### Q.2: I feel safe outside around my school.



▼ 7 from last survey

Favorable: **85%**

### Q.3: I feel safe leaving my school even when I am there late or on the weekends.



▼ 6 from last survey

Favorable: **83%**



# Social emotional learning

Your average

# 81%

538 responses

Change

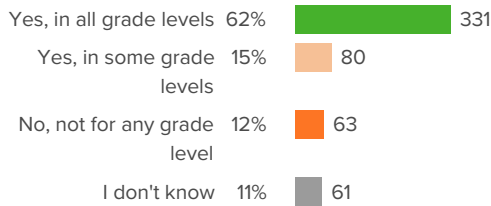
# ▼ 4

since last survey

District average: **84%** Washoe County School District

## How did people respond?

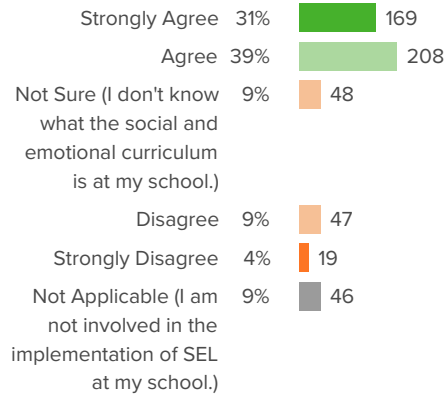
### Q.1: Does your school follow an established written social and emotional learning curriculum?



▲ 1 from last survey

Favorable: **70%**

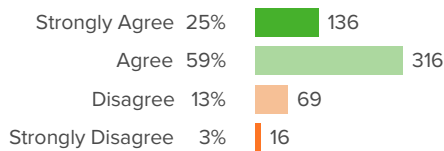
### Q.2: I feel confident in my ability to implement the social and emotional learning curriculum that has been adopted at my school.



▼ 4 from last survey

Favorable: **77%**

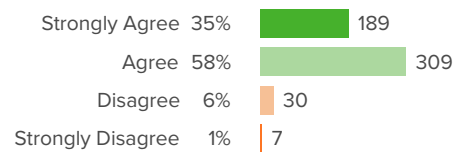
### Q.3: The adults in this school interact with one another in a way that models social and emotional competence.



▼ 6 from last survey

Favorable: **84%**

### Q.4: The adults in this school are expected to actively promote students' social and emotional development.

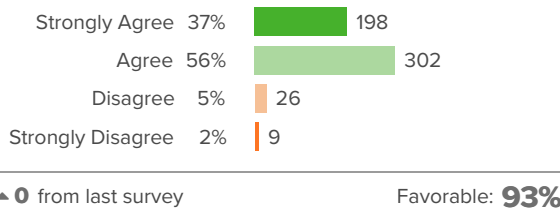


▼ 1 from last survey

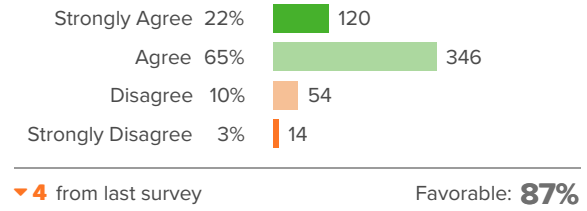
Favorable: **93%**



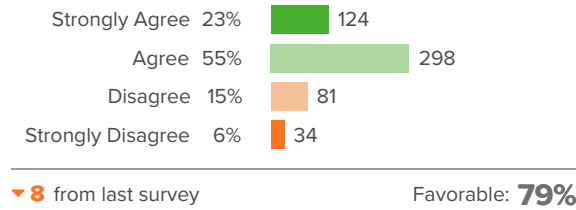
**Q.5: All staff are expected to address students' social and emotional needs.**



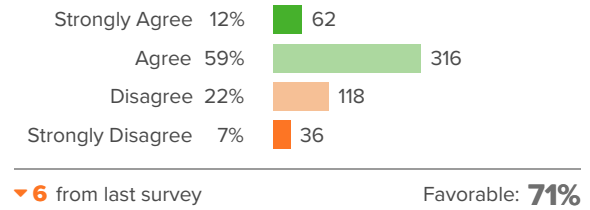
**Q.6: The adults in this school interact with students in a way that supports students' social and emotional skills.**



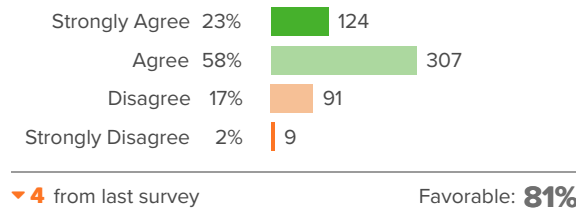
**Q.7: The culture at my school supports social and emotional learning.**



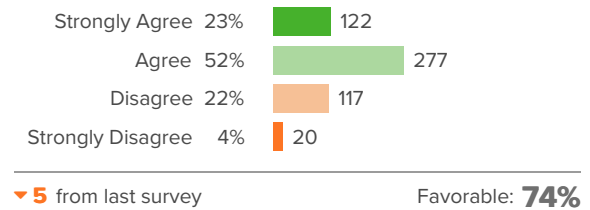
**Q.8: The culture in the district supports the development of students' social and emotional skills.**



**Q.9: My school has developed a vision for academic, social, and emotional learning.**



**Q.10: The vision for academic, social and emotional learning has been communicated to all school staff.**







# Staff collaboration

Your average

# 77%

538 responses

Change

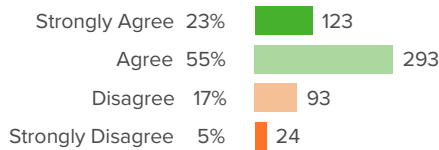
# ▼ 7

since last survey

District average: **80%** Washoe County School District

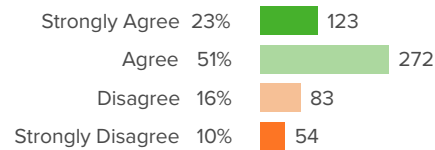
## How did people respond?

**Q.1: There is a sense of teamwork among all school staff.**



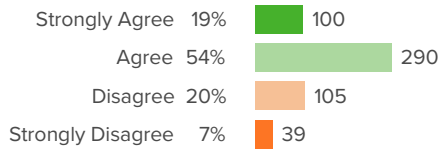
▼ 7 from last survey Favorable: **78%**

**Q.2: The school leadership makes a sustained effort to address staff concerns.**



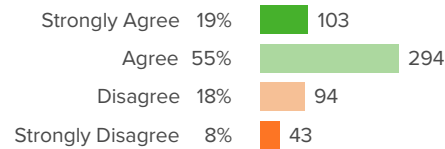
▼ 9 from last survey Favorable: **74%**

**Q.3: Staff at my school are recognized and appreciated for good work.**



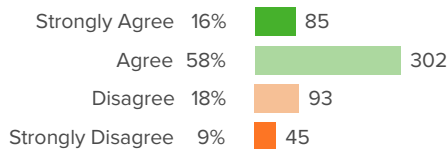
▼ 7 from last survey Favorable: **73%**

**Q.4: The school leadership makes sure that staff are involved in making plans and decisions that affect this school.**



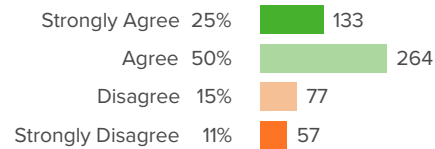
▼ 9 from last survey Favorable: **74%**

**Q.5: The school leadership makes sure that my administrative duties do not interfere with my essential role of educating students.**



▼ 7 from last survey Favorable: **74%**

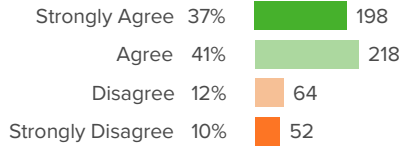
**Q.6: I feel comfortable raising issues and concerns that are important to me at my school.**



▼ 3 from last survey Favorable: **75%**

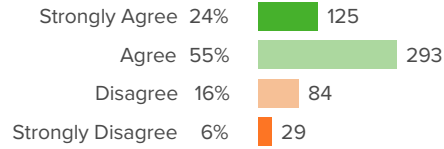


**Q.7: I feel supported by my administrator.**



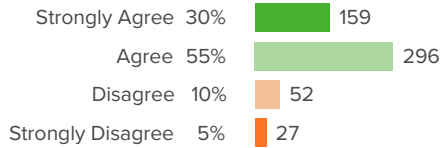
▼ **7** from last survey Favorable: **78%**

**Q.8: My school provides me with the materials and resources needed to provide support for students of all abilities.**



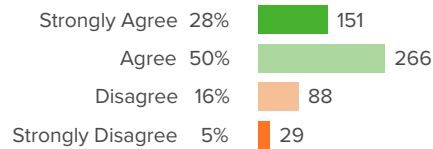
▼ **4** from last survey Favorable: **79%**

**Q.9: I feel school leadership is clear about what my job is at this school.**



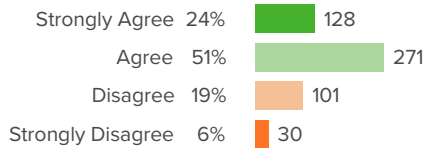
▼ **4** from last survey Favorable: **85%**

**Q.10: Staff are proud to work at this school.**



▼ **11** from last survey Favorable: **78%**

**Q.11: I look forward to coming to this school every day.**



▼ **12** from last survey Favorable: **75%**



# Staff-student relationships

Your average

# 86%

538 responses

Change

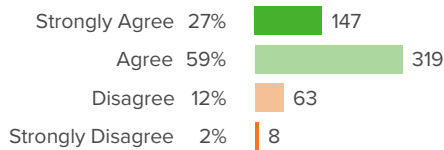
# ▼ 3

since last survey

District average: **91%** Washoe County School District

## How did people respond?

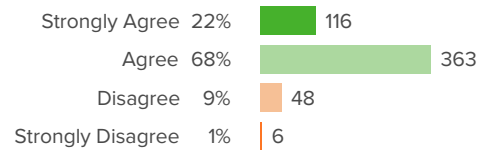
### Q.1: Teachers and staff at my school care about every student.



▼ 5 from last survey

Favorable: **87%**

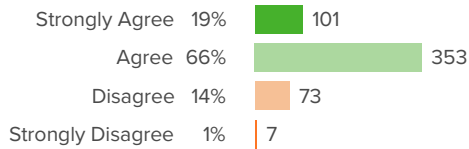
### Q.2: Teachers and staff at my school listen to students' ideas and opinions.



▼ 1 from last survey

Favorable: **90%**

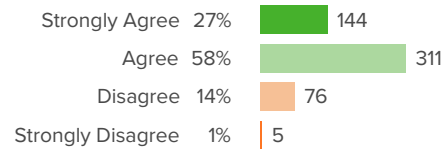
### Q.3: Teachers and staff at my school talk openly to students about school issues.



▼ 2 from last survey

Favorable: **85%**

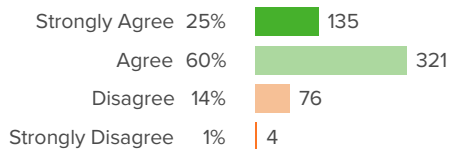
### Q.4: Every single student at our school knows at least one staff member who would help them with a personal problem.



▼ 5 from last survey

Favorable: **85%**

### Q.5: Every single student at our school knows at least one staff member who would care if they were not in school.



▼ 1 from last survey

Favorable: **85%**



# Student behaviors

Your average

# 71%

538 responses

Change

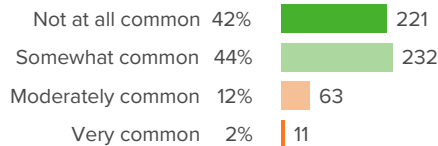
# ▼ 5

since last survey

District average: **82%** Washoe County School District

## How did people respond?

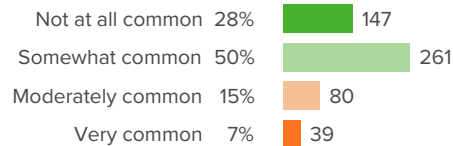
### Q.1: How common are the following behaviors at this school? Student alcohol use



▲ 1 from last survey

Favorable: **86%**

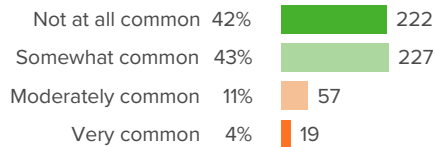
### Q.2: How common are the following behaviors at this school? Student drug use



▲ 0 from last survey

Favorable: **77%**

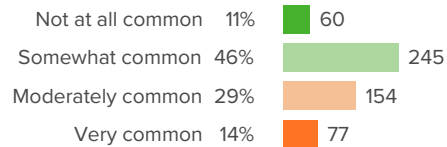
### Q.3: How common are the following behaviors at this school? Student tobacco use



▼ 1 from last survey

Favorable: **86%**

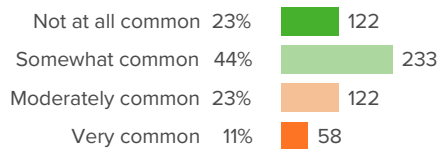
### Q.4: How common are the following behaviors at this school? Harassment or bullying among students



▼ 6 from last survey

Favorable: **57%**

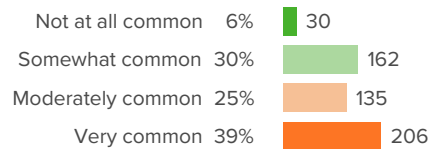
### Q.5: How common are the following behaviors at this school? Physical fighting between students



▼ 10 from last survey

Favorable: **66%**

### Q.6: How common are the following behaviors at this school? Disruptive student behavior

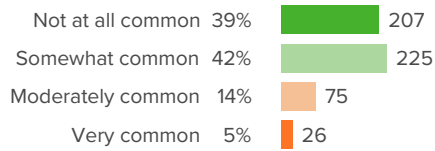


▼ 8 from last survey

Favorable: **36%**

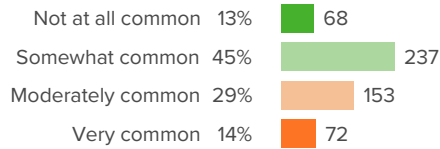


**Q.7: How common are the following behaviors at this school? Racial/ethnic conflict among students**



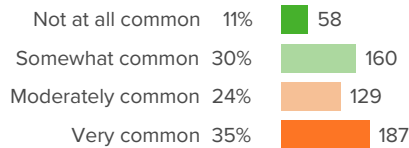
▼ 3 from last survey Favorable: **81%**

**Q.8: How common are the following behaviors at this school? Student depression or other mental health problems**



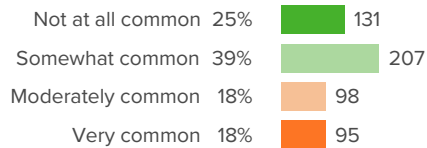
▼ 7 from last survey Favorable: **58%**

**Q.9: How common are the following behaviors at this school? Lack of respect of staff by students**



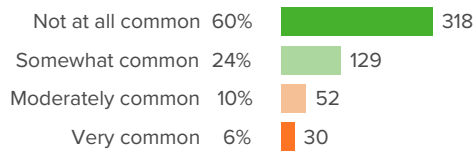
▼ 13 from last survey Favorable: **41%**

**Q.10: How common are the following behaviors at this school? Cutting classes or being truant**



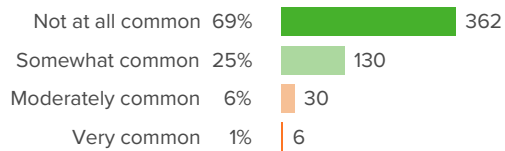
▼ 10 from last survey Favorable: **64%**

**Q.11: How common are the following behaviors at this school? Gang-related activity**



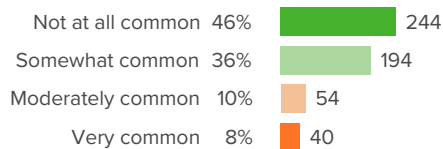
▼ 7 from last survey Favorable: **84%**

**Q.12: How common are the following behaviors at this school? Weapons possession**



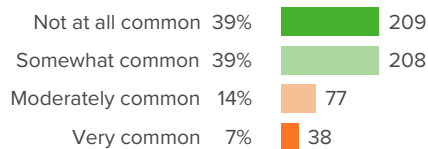
▼ 3 from last survey Favorable: **93%**

**Q.13: How common are the following behaviors at this school? Vandalism (including graffiti)**



▼ 1 from last survey Favorable: **82%**

**Q.14: How common are the following behaviors at this school? Theft**



▼ 4 from last survey Favorable: **78%**



# Work stress

Your average

# 65%

538 responses

Change

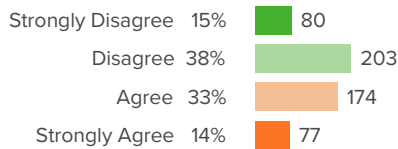
# ▼ 6

since last survey

District average: **70%** Washoe County School District

## How did people respond?

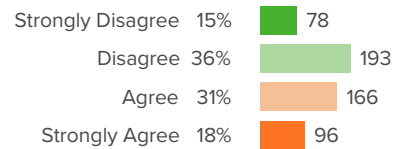
### Q.1: I feel tense, restless, or anxious at work.



▼ 9 from last survey

Favorable: **53%**

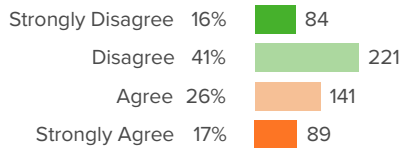
### Q.2: I feel burnt out.



▼ 7 from last survey

Favorable: **51%**

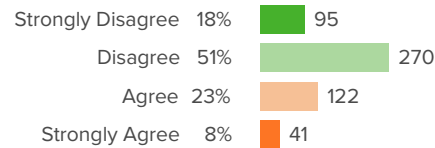
### Q.3: With this work pace I don't think I'll make it to the retiring age.



▼ 6 from last survey

Favorable: **57%**

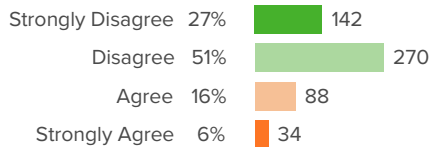
### Q.4: I'm disappointed in our staff's ways of handling our shared affairs.



▼ 8 from last survey

Favorable: **69%**

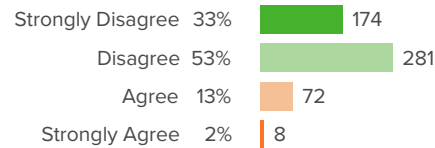
### Q.5: I often feel like an outsider in my work community.



▼ 4 from last survey

Favorable: **77%**

### Q.6: I often feel I have failed in my work with students.

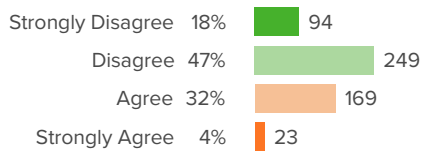


▼ 4 from last survey

Favorable: **85%**



**Q.7: Dealing with problem situations concerning students often upsets me.**



▼ 4 from last survey

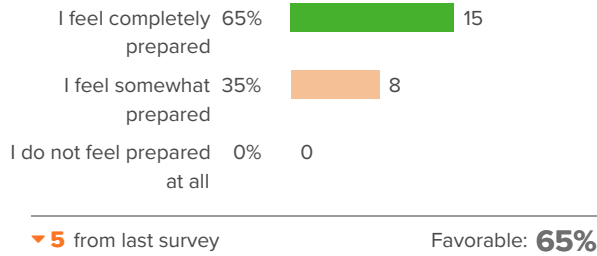
Favorable: **64%**



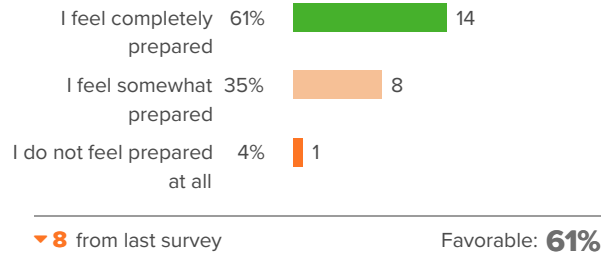
# Other questions

## How did people respond?

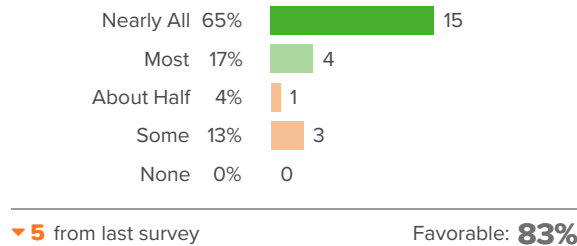
**Q.1: Do you feel prepared to support your school's educators to teach Math Nevada Academic Content Standards?**



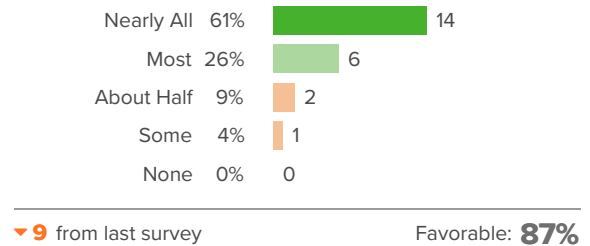
**Q.2: Do you feel prepared to support your school's educators to teach English Language Arts Nevada Academic Content Standards?**



**Q.3: How many teachers in this school have fully incorporated Math Nevada Academic Content Standards into their teaching expectations and practice?**



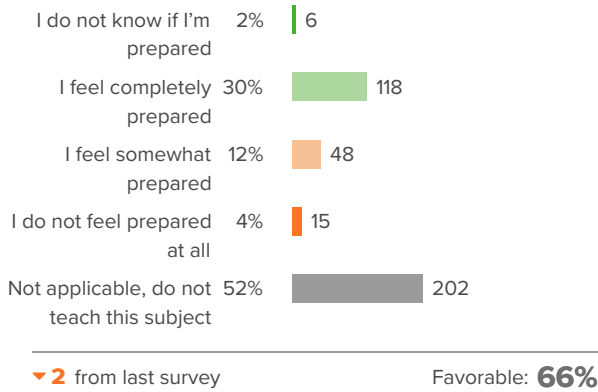
**Q.4: How many teachers in this school have fully incorporated English Language Arts Nevada Academic Content Standards into their teaching expectations and practice?**



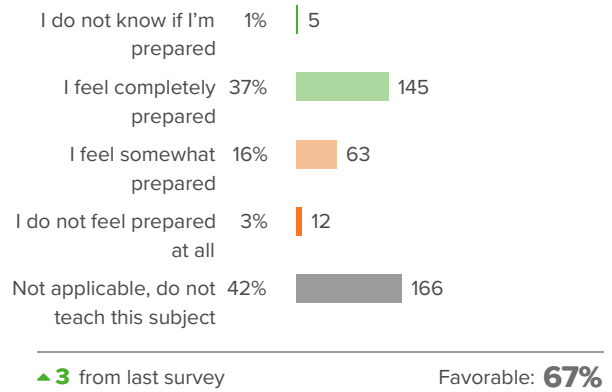




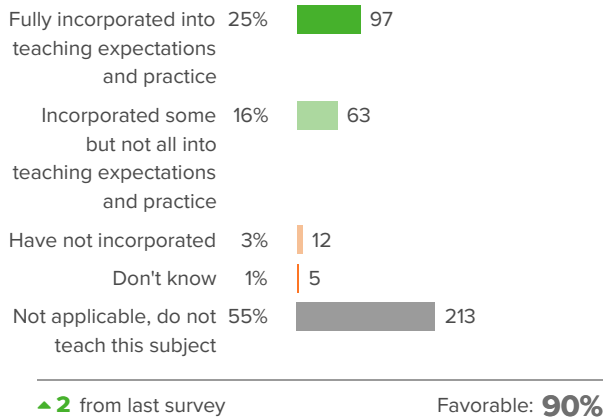
**Q.5: How prepared do you feel to teach Math Nevada Academic Content Standards?**



**Q.6: How prepared do you feel to teach English Language Arts Nevada Academic Content Standards?**



**Q.7: To what extent have you incorporated Math Nevada Academic Content Standards into your teaching practice?**



**Q.8: To what extent have you incorporated English Language Arts Nevada Academic Content Standards into your teaching practice?**

