



Elementary Schools

Parent Climate Survey
Spring 2022



Report created by
Panorama Education



Summary

Topic Description	Results	Comparison
<p>Communication with School</p>	<p>90%</p> <p>▼2 since last survey</p>	<p>86% Washoe County School District</p>
<p>Family Efficacy</p> <p>How confident families are with regard to key parenting skills.</p>	<p>75%</p> <p>▼3 since last survey</p>	<p>70% Washoe County School District</p>
<p>Learning Behaviors</p> <p>Families' perceptions of their child's learning-related behaviors.</p>	<p>60%</p> <p>▼3 since last survey</p>	<p>57% Washoe County School District</p>
<p>Physical Safety</p>	<p>93%</p> <p>▼1 since last survey</p>	<p>87% Washoe County School District</p>
<p>Quality Education</p>	<p>91%</p> <p>0 since last survey</p>	<p>85% Washoe County School District</p>
<p>Relationships / Respect</p>	<p>91%</p> <p>▼1 since last survey</p>	<p>86% Washoe County School District</p>
<p>School Fit</p> <p>Families' perceptions of how well a school matches their child's developmental needs.</p>	<p>71%</p> <p>▼1 since last survey</p>	<p>62% Washoe County School District</p>
<p>Supportive Place</p>	<p>87%</p>	<p>81% Washoe County School District</p>

3,368 responses

Communication with School

Your average

90%

3,368 responses

Change

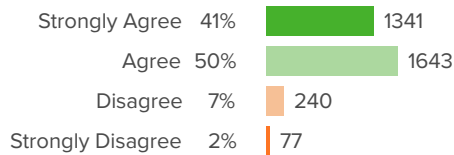
▼ **2**

since last survey

District average: **86%** Washoe County School District

How did people respond?

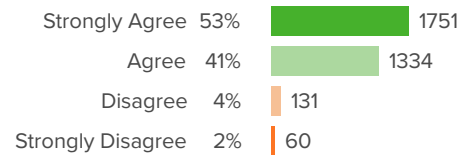
Q.1: I am kept informed about my child's ongoing learning and progress.



▲ **0** from last survey

Favorable: **90%**

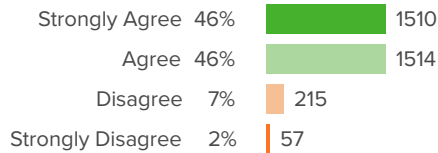
Q.2: My child's teacher(s) are available to discuss my child's learning needs with me.



▼ **1** from last survey

Favorable: **94%**

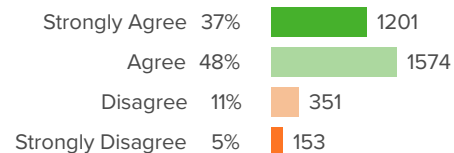
Q.3: I am kept informed about my child's behavior.



▼ **1** from last survey

Favorable: **92%**

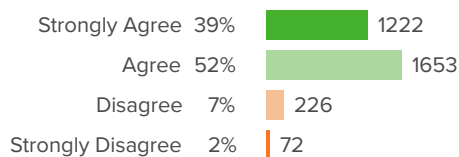
Q.4: I am satisfied with the opportunities for me to be involved in my child's school.



▼ **6** from last survey

Favorable: **85%**

Q.5: Teachers at my child's school update grades and assignments on the Infinite Campus Parent Portal at least twice a month.



▲ **2** from last survey

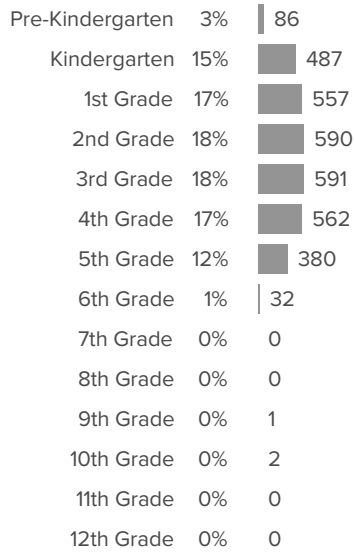
Favorable: **91%**



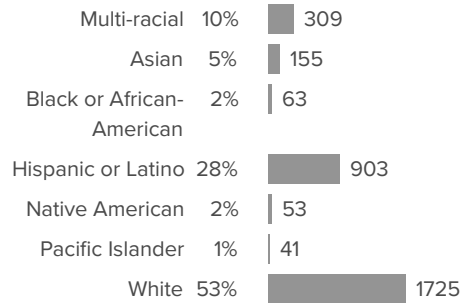
Demographics

How did people respond?

Q.1: What grade is your child currently in at this school? (Please select only ONE)

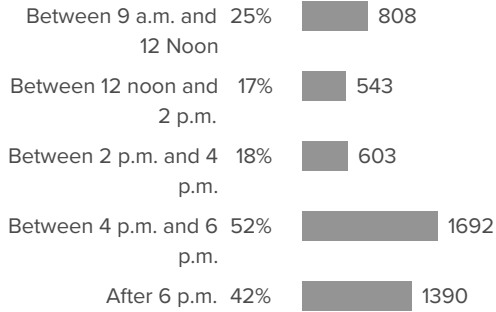


Q.2: What is your race or ethnicity? (Please select only ONE.)

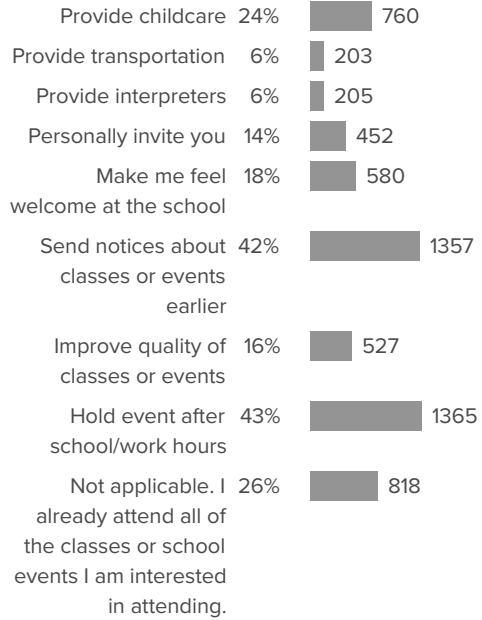




Q.3: What is the best time of day for you to attend school workshops or events? (Please SELECT ALL THAT APPLY)



Q.4: What can your child's school do to help make it easier to attend classes or events that might interest you? (Please SELECT ALL THAT APPLY)



Family Efficacy

Your average

75%

3,368 responses

Change

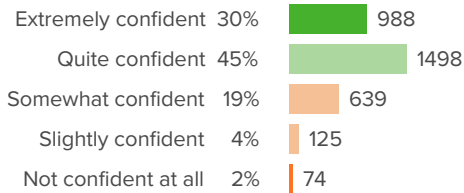
▼ **3**

since last survey

District average: **70%** Washoe County School District

How did people respond?

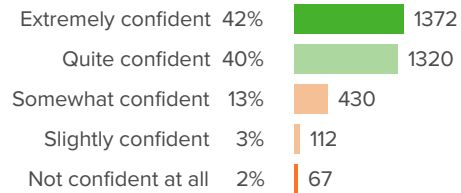
Q.1: How confident are you that you can help your child develop good friendships?



▼ **1** from last survey

Favorable: **75%**

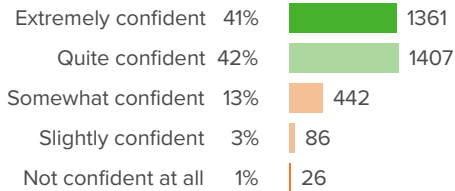
Q.2: How confident are you in your ability to make choices about your child's schooling?



▼ **2** from last survey

Favorable: **82%**

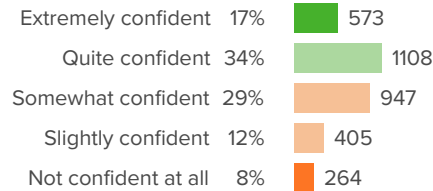
Q.3: How confident are you that you can motivate your child to try hard in school?



▼ **2** from last survey

Favorable: **83%**

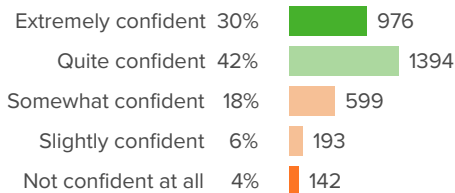
Q.4: How confident are you in your ability to connect with other parents?



▼ **7** from last survey

Favorable: **51%**

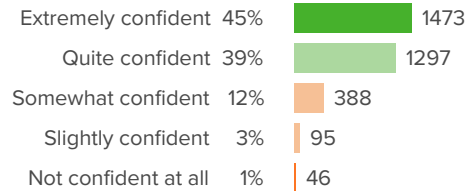
Q.5: How confident are you in your ability to make sure your child's school meets your child's learning needs?



▼ **1** from last survey

Favorable: **72%**

Q.6: How confident are you in your ability to support your child's learning at home?

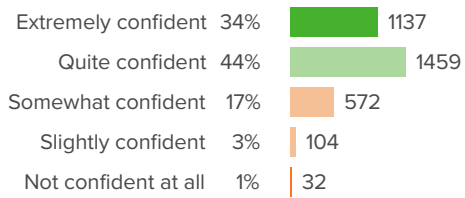


▼ **5** from last survey

Favorable: **84%**



Q.7: How confident are you in your ability to help your child deal with his/her emotions appropriately?



▼ **3** from last survey

Favorable: **79%**

Learning Behaviors

Your average

60%

3,368 responses

Change

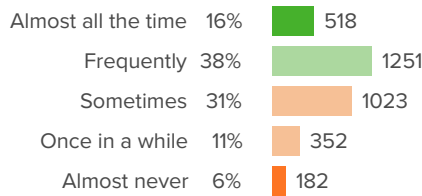
▼ **3**

since last survey

District average: **57%** Washoe County School District

How did people respond?

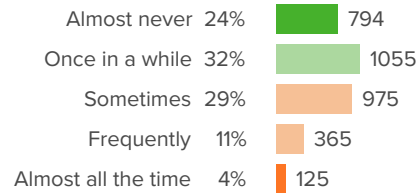
Q.1: How often does your child read for fun?



▼ **6** from last survey

Favorable: **53%**

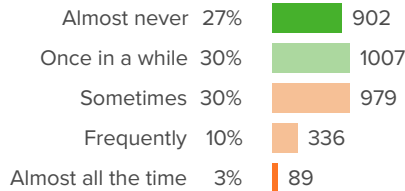
Q.2: How often does your child struggle to get organized for school?



▼ **1** from last survey

Favorable: **56%**

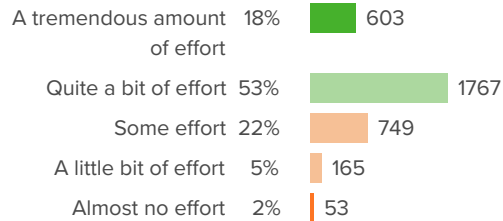
Q.3: How often does your child give up on learning activities that s/he finds hard?



▼ **5** from last survey

Favorable: **58%**

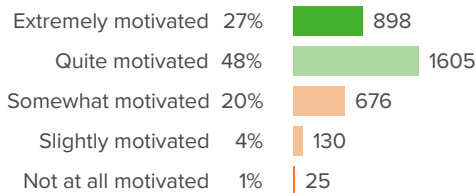
Q.4: How much effort does your child put into school-related tasks?



▼ **2** from last survey

Favorable: **71%**

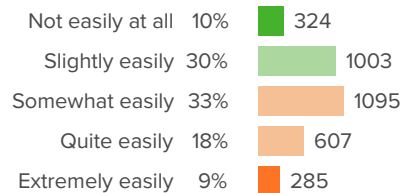
Q.5: How motivated is your child to learn the topics covered in class?



▼ **1** from last survey

Favorable: **75%**

Q.6: When working on school activities at home, how easily is your child distracted?

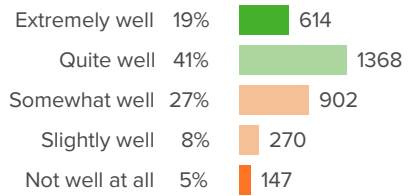


▼ **3** from last survey

Favorable: **40%**



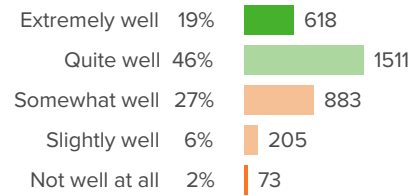
Q.7: On average, how well does your child work independently on learning activities at home?



▼ **6** from last survey

Favorable: **60%**

Q.8: In general, how well does your child learn from feedback about his/her work?



▼ **2** from last survey

Favorable: **65%**



Physical Safety

Your average

93%

3,368 responses

Change

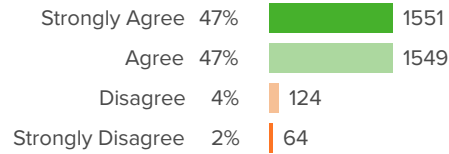
▼ **1**

since last survey

District average: **87%** Washoe County School District

How did people respond?

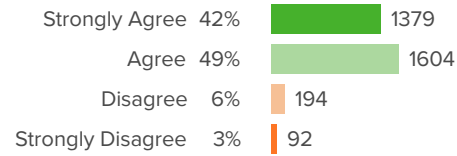
Q.1: My child feels safe inside the school building.



▼ **1** from last survey

Favorable: **94%**

Q.2: My child feels safe outside, on the school grounds.



▼ **1** from last survey

Favorable: **91%**



Quality Education

Your average

91%

3,368 responses

Change

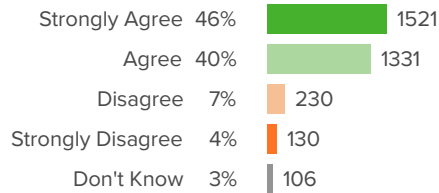
0

since last survey

District average: **85%** Washoe County School District

How did people respond?

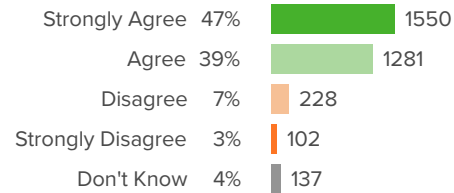
Q.1: My child is receiving the kind of instruction that is appropriate for his or her abilities.



▲ **1** from last survey

Favorable: **89%**

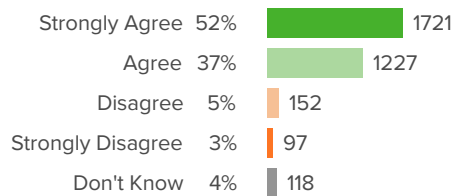
Q.2: My child's teacher(s) set high expectations for my child's individual learning.



▲ **0** from last survey

Favorable: **90%**

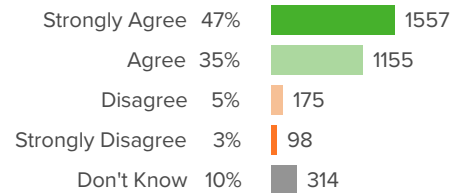
Q.3: My child's teacher(s) provide my child with all of the accommodations needed to do well in his or her classes.



▲ **0** from last survey

Favorable: **92%**

Q.4: If my child needs extra help, the teacher(s) are available.



▼ **1** from last survey

Favorable: **91%**

Relationships / Respect

Your average

91%

3,368 responses

Change

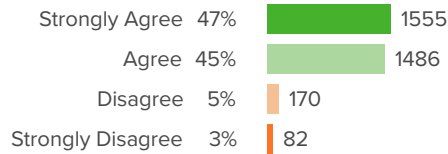
▼ **1**

since last survey

District average: **86%** Washoe County School District

How did people respond?

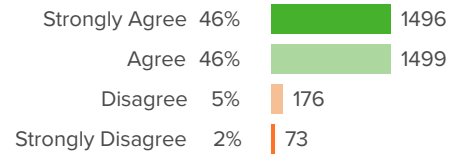
Q.1: Staff at my child's school really care about my child.



▼ **2** from last survey

Favorable: **92%**

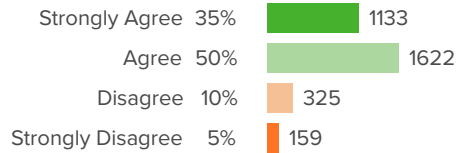
Q.2: My child has at least one staff member at the school in whom they can confide.



▼ **1** from last survey

Favorable: **92%**

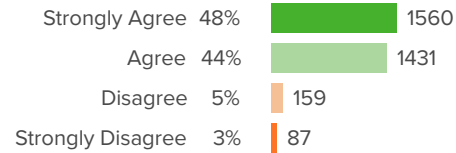
Q.3: The rules and expectations for behavior are the same for every student at my child's school.



▲ **0** from last survey

Favorable: **85%**

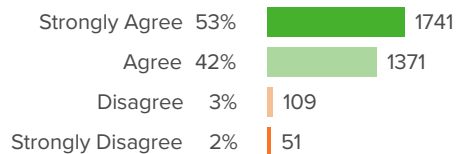
Q.4: My child is treated fairly by all teachers and staff, no matter his or her race, cultural, or family background.



▼ **2** from last survey

Favorable: **92%**

Q.5: I have at least one staff member I can contact when I want to discuss my child's education.



▲ **0** from last survey

Favorable: **95%**

School Fit

Your average

71%

3,368 responses

Change

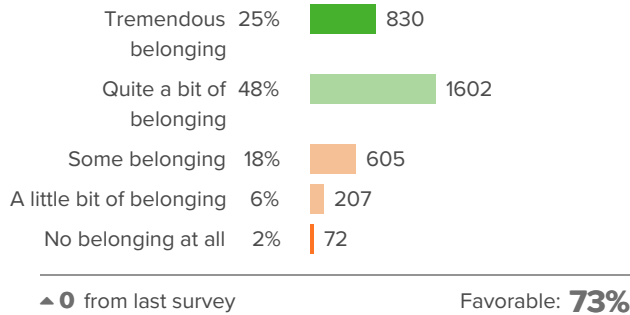
▼ **1**

since last survey

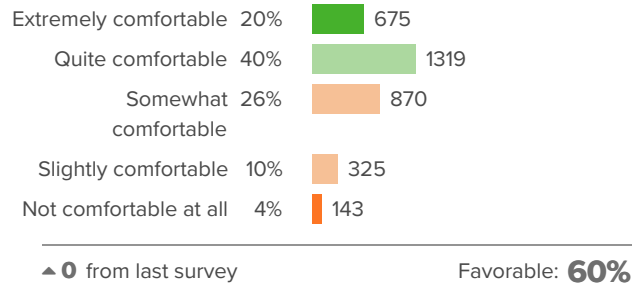
District average: **62%** Washoe County School District

How did people respond?

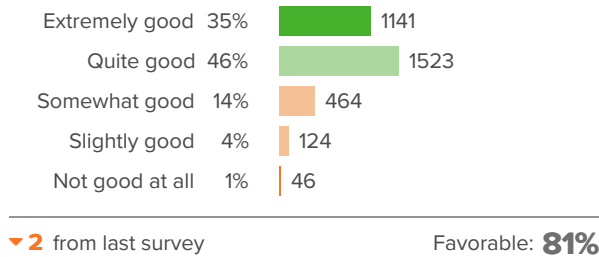
Q.1: How much of a sense of belonging does your child feel at his/her school?



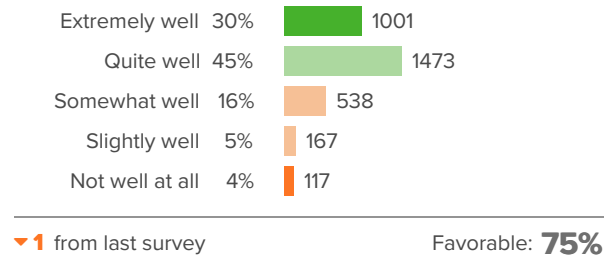
Q.2: How comfortable is your child in asking for help from school adults?



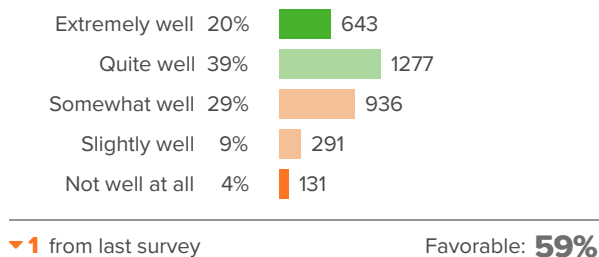
Q.3: Given your child's cultural background, how good a fit is his/her school?



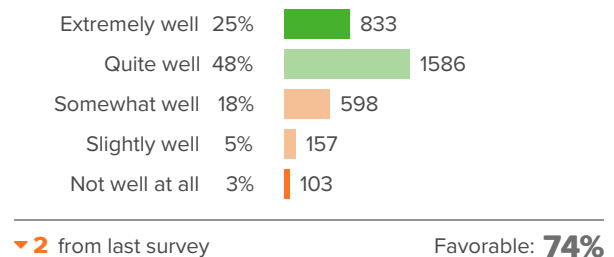
Q.4: How well do you feel your child's school is preparing him/her for his/her next academic year?



Q.5: How well do the activities offered at your child's school match his/her interests?

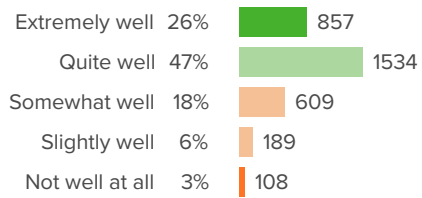


Q.6: At your child's school, how well does the overall approach to discipline work for your child?





Q.7: How well do the teaching styles of your child's teachers match your child's learning style?



▲ 0 from last survey

Favorable: **73%**



Supportive Place

Your average

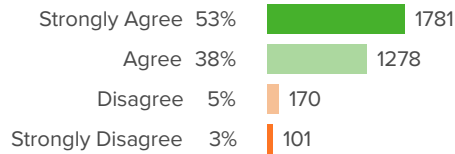
87%

3,368 responses

District average: **81%** Washoe County School District

How did people respond?

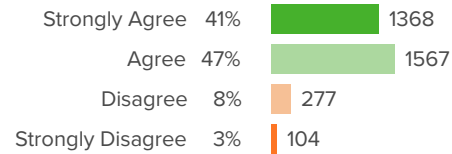
Q.1: School employees make me feel welcome at my child's school.



▲ 0 from last survey

Favorable: **92%**

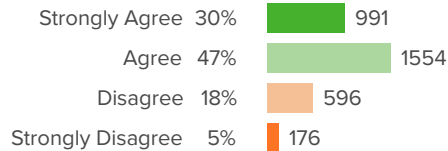
Q.2: School staff and I work together to create goals for my child.



▲ 0 from last survey

Favorable: **89%**

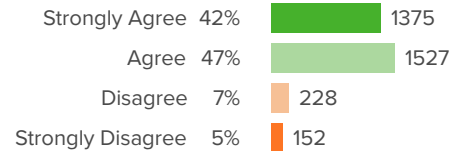
Q.3: My child's school seeks parent input about how to make the school better.



▼ 3 from last survey

Favorable: **77%**

Q.4: The principal makes decisions that are in the best interest of all the children at this school.



▼ 2 from last survey

Favorable: **88%**