



Elementary Schools

2018 Parent Climate Survey
Spring 2018



Report created by
Panorama Education



Summary

Topic Description	Results	Comparison
Communication with school	92% ▲1 since last survey	88% Washoe County School District
Family Efficacy How confident families are with regard to key parenting skills.	78%	74% Washoe County School District
Learning Behaviors Families' perceptions of their child's learning-related behaviors.	64%	61% Washoe County School District
Overall quality	84% ▲2 since last survey	80% Washoe County School District
Physical safety	93% 0 since last survey	89% Washoe County School District
Quality education	90% ▲2 since last survey	86% Washoe County School District
Relationships/ respect	92% ▲1 since last survey	88% Washoe County School District
School Fit Families' perceptions of how well a school matches their child's developmental needs.	71%	65% Washoe County School District



School leadership

91%

▲ 2
since last survey

89% Washoe County School District

Supportive place

90%

▲ 1
since last survey

85% Washoe County School District

Transportation

84%

▲ 3
since last survey

86% Washoe County School District

4,544 responses

Communication with school

Your average

92%

4,544 responses

Change

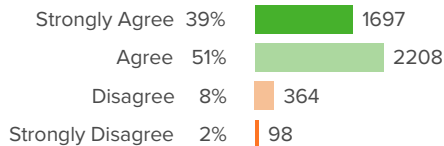
▲ 1

since last survey

District average: **88%** Washoe County School District

How did people respond?

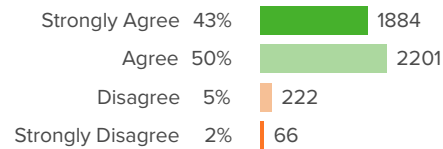
Q.1: I am kept informed about my child's ongoing learning and progress.



▲ 0 from last survey

Favorable: **89%**

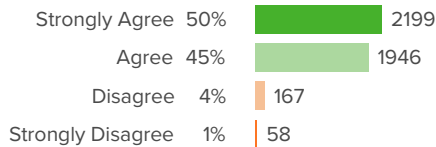
Q.2: I am kept informed about my child's grades.



▲ 0 from last survey

Favorable: **93%**

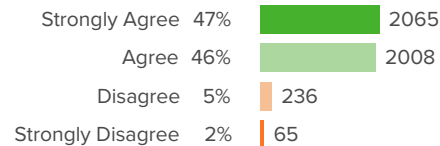
Q.3: My child's teacher(s) are available to discuss my child's learning needs with me.



▲ 1 from last survey

Favorable: **95%**

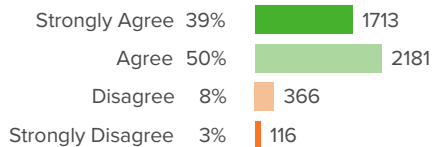
Q.4: I am kept informed about my child's behavior.



▲ 1 from last survey

Favorable: **93%**

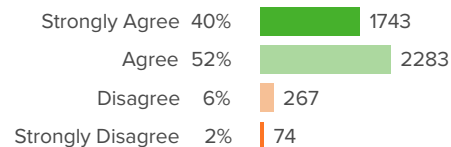
Q.5: I am provided sufficient notice about activities like tutoring, after school programs, student performances, parent workshops, and other events.



▲ 2 from last survey

Favorable: **89%**

Q.6: I am satisfied with the opportunities for me to be involved in my child's school.

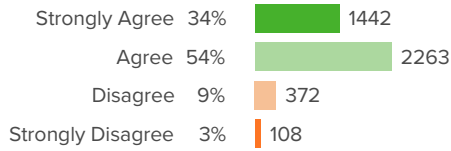


▲ 1 from last survey

Favorable: **92%**



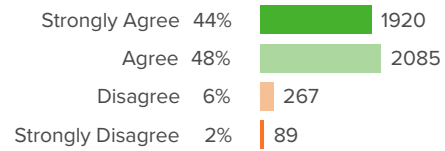
Q.7: Teachers at my child's school update grades and assignments on the Infinite Campus Parent Portal at least twice a month.



▲ **0** from last survey

Favorable: **89%**

Q.8: Overall, I am satisfied with the communication between this school and me.



▲ **2** from last survey

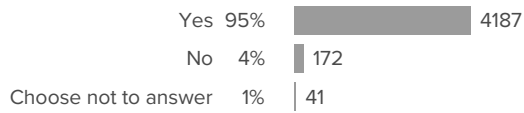
Favorable: **92%**



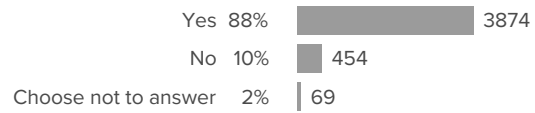
Demographics

How did people respond?

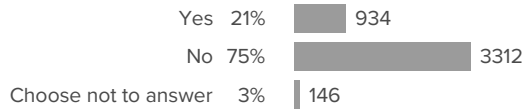
Q.1: Do you have internet access at home?



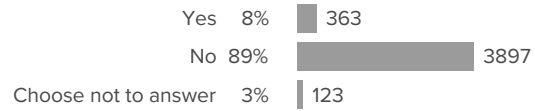
Q.2: Does your child have internet access at home?



Q.3: Is your child receiving Special Education services, including gifted and talented?

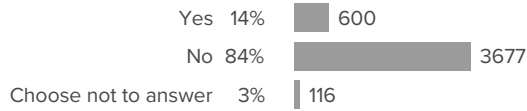


Q.4: Is your child receiving English Language Learner (ELL) services?

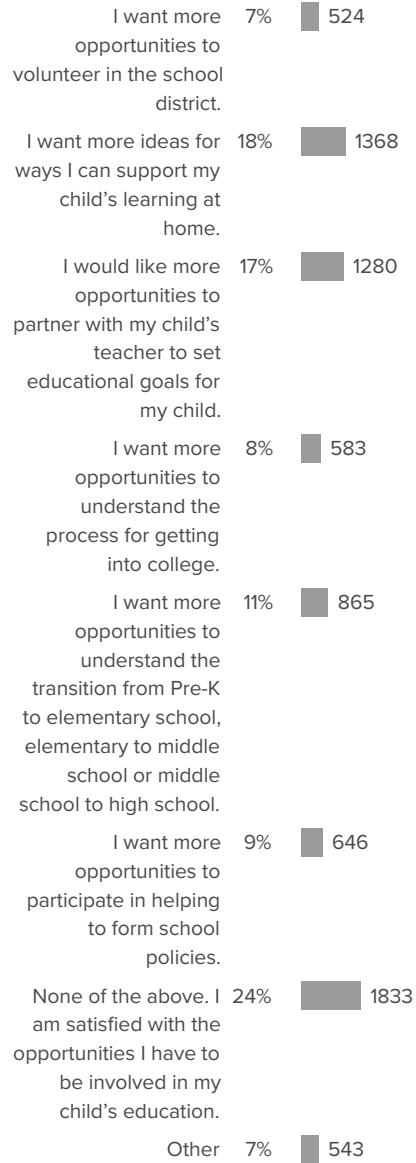




Q.5: Are you a district employee?

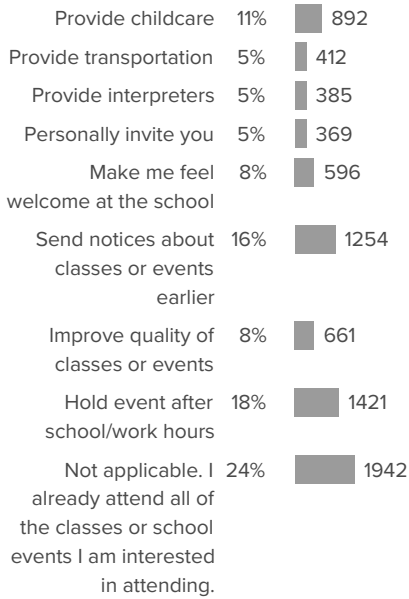


Q.6: How could your child's school do a better job of partnering with you in your child's education? (Please SELECT ALL THAT APPLY)

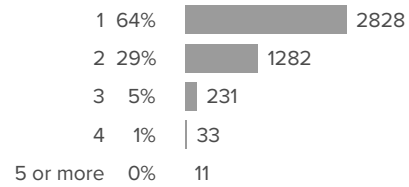




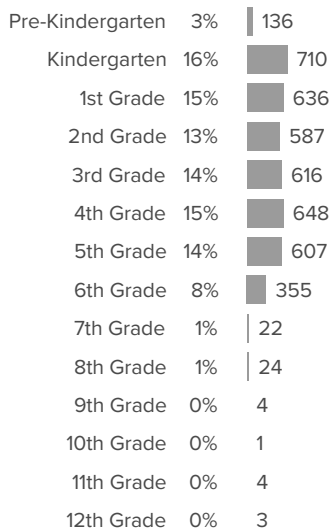
Q.7: What can your child’s school do to help make it easier to attend classes or events that might interest you? (Please SELECT ALL THAT APPLY)



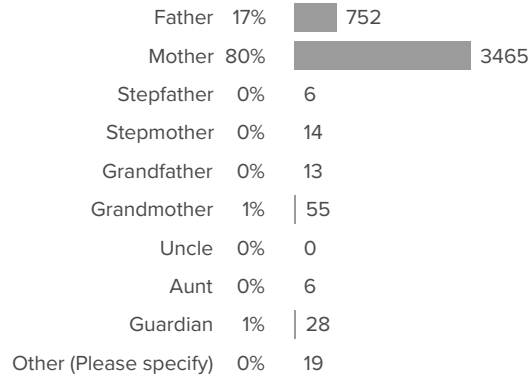
Q.8: How many children do you have attending this school?



Q.9: What grade is your child currently in at this school? (Please select only ONE)

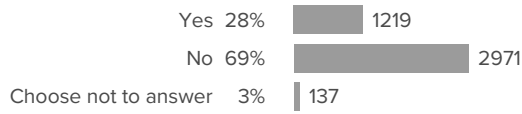


Q.10: What is your relationship to the child(ren)?

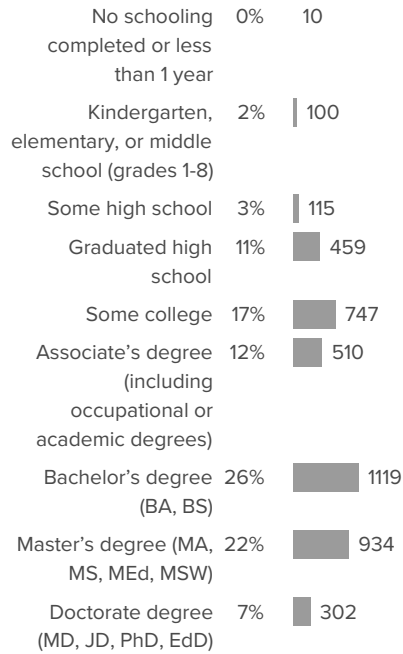




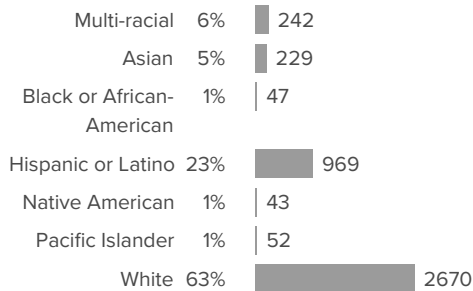
Q.11: Does your child receive free or reduced price lunch?



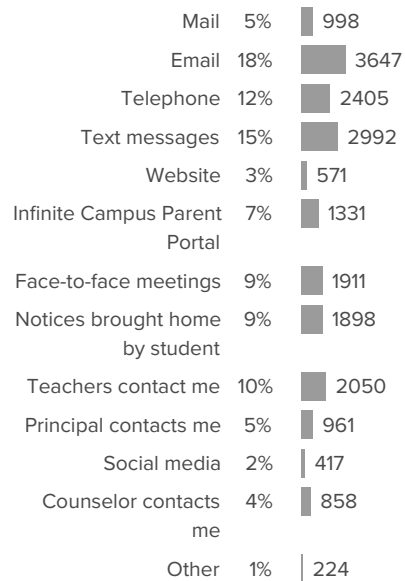
Q.12: What is the highest level of education any member of your household has obtained? (Please select only ONE)



Q.13: What is your race or ethnicity? (Please select only ONE.)



Q.14: What are the best ways for the school to communicate with you about your child's education? (Please SELECT ALL THAT APPLY)





Q.15: What is the best day of the week for you to attend school workshops or events? (Please SELECT ALL THAT APPLY)

Monday	16%	■	1741
Tuesday	16%	■	1804
Wednesday	17%	■	1912
Thursday	17%	■	1824
Friday	16%	■	1738
Saturday	11%	■	1189
Sunday	7%	■	776

Q.16: What is the best time of day for you to attend school workshops or events? (Please SELECT ALL THAT APPLY)

Between 9 a.m. and 12 Noon	17%	■	1186
Between 12 noon and 2 p.m.	11%	■	782
Between 2 p.m. and 4 p.m.	12%	■	878
Between 4 p.m. and 6 p.m.	31%	■	2225
After 6 p.m.	28%	■	2017

Family Efficacy

Your average

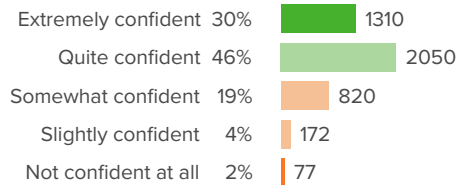
78%

4,544 responses

District average: **74%** Washoe County School District

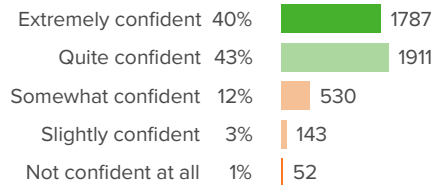
How did people respond?

Q.1: How confident are you that you can help your child develop good friendships?



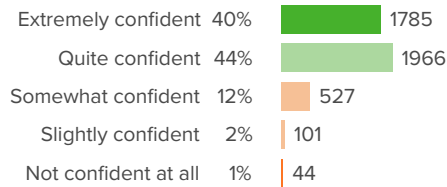
Favorable: **76%**

Q.2: How confident are you in your ability to make choices about your child's schooling?



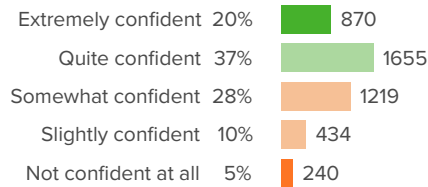
Favorable: **84%**

Q.3: How confident are you that you can motivate your child to try hard in school?



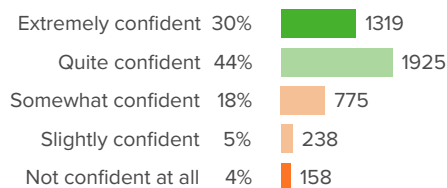
Favorable: **85%**

Q.4: How confident are you in your ability to connect with other parents?



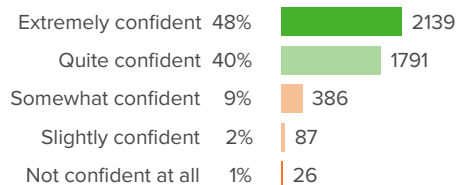
Favorable: **57%**

Q.5: How confident are you in your ability to make sure your child's school meets your child's learning needs?



Favorable: **73%**

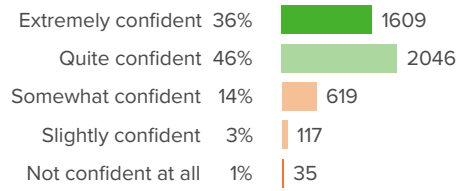
Q.6: How confident are you in your ability to support your child's learning at home?



Favorable: **89%**



Q.7: How confident are you in your ability to help your child deal with his/her emotions appropriately?



Favorable: **83%**

Learning Behaviors

Your average

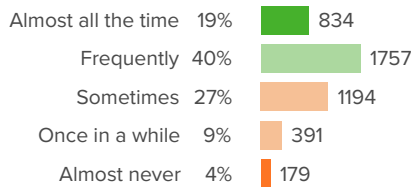
64%

4,544 responses

District average: **61%** Washoe County School District

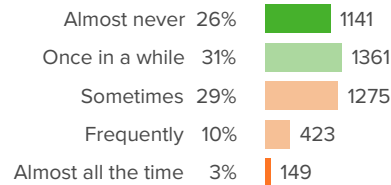
How did people respond?

Q.1: How often does your child read for fun?



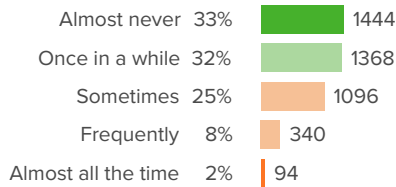
Favorable: **59%**

Q.2: How often does your child struggle to get organized for school?



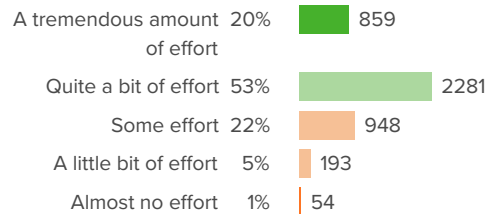
Favorable: **58%**

Q.3: How often does your child give up on learning activities that s/he finds hard?



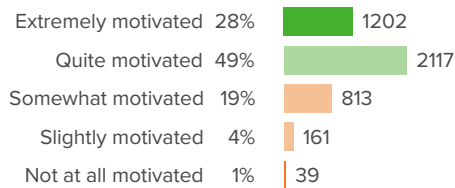
Favorable: **65%**

Q.4: How much effort does your child put into school-related tasks?



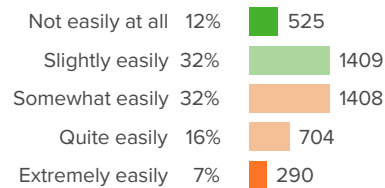
Favorable: **72%**

Q.5: How motivated is your child to learn the topics covered in class?



Favorable: **77%**

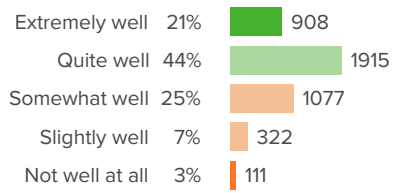
Q.6: When working on school activities at home, how easily is your child distracted?



Favorable: **45%**

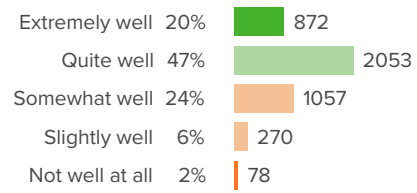


Q.7: On average, how well does your child work independently on learning activities at home?



Favorable: **65%**

Q.8: In general, how well does your child learn from feedback about his/her work?



Favorable: **68%**

Overall quality

Your average

84%

4,544 responses

Change

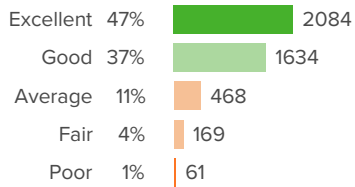
▲ 2

since last survey

District average: **80%** Washoe County School District

How did people respond?

Q.1: How would you rate the quality of education your child's school has provided this year?



▲ 2 from last survey

Favorable: **84%**

Physical safety

Your average

93%

4,544 responses

Change

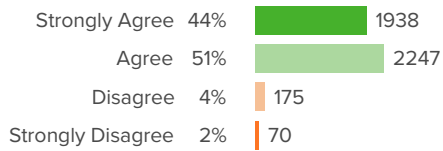
0

since last survey

District average: **89%** Washoe County School District

How did people respond?

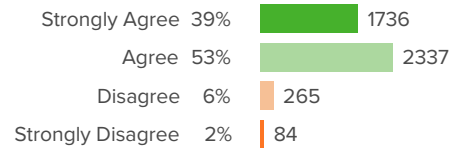
Q.1: My child feels safe inside the school building.



▲ 0 from last survey

Favorable: **94%**

Q.2: My child feels safe outside, on the school grounds.



▲ 0 from last survey

Favorable: **92%**

Quality education

Your average

90%

4,544 responses

Change

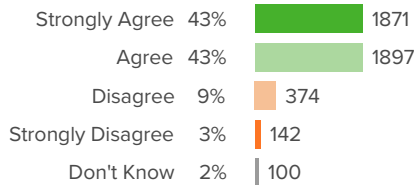
▲ 2

since last survey

District average: **86%** Washoe County School District

How did people respond?

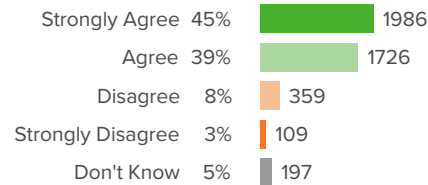
Q.1: My child is receiving the kind of instruction that is appropriate for his or her abilities.



▲ 2 from last survey

Favorable: **88%**

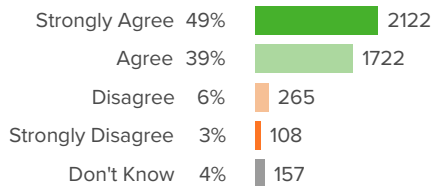
Q.2: My child's teacher(s) set high expectations for my child's individual learning.



▲ 1 from last survey

Favorable: **89%**

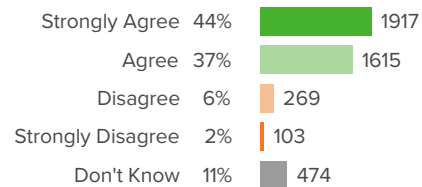
Q.3: My child's teacher(s) provide my child with all of the accommodations needed to do well in his or her classes.



▲ 2 from last survey

Favorable: **91%**

Q.4: If my child needs extra help, the teacher(s) are available.



▲ 1 from last survey

Favorable: **90%**

Relationships/ respect

Your average

92%

4,544 responses

Change

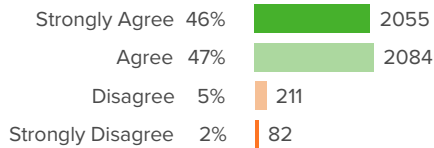
▲ 1

since last survey

District average: **88%** Washoe County School District

How did people respond?

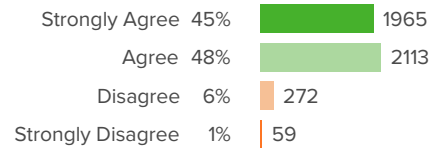
Q.1: Staff at my child's school really care about my child.



▲ 1 from last survey

Favorable: **93%**

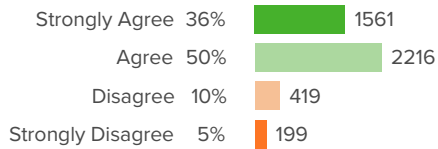
Q.2: My child has at least one staff member at the school in whom they can confide.



▲ 0 from last survey

Favorable: **92%**

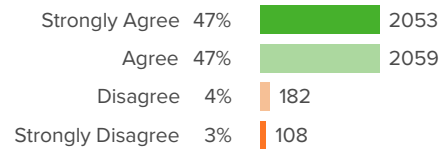
Q.3: The rules and expectations for behavior are the same for every student at my child's school.



▲ 1 from last survey

Favorable: **86%**

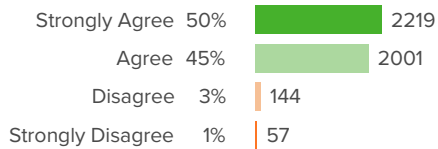
Q.4: My child is treated fairly by all teachers and staff, no matter his or her race, cultural, or family background.



▲ 1 from last survey

Favorable: **93%**

Q.5: I have at least one staff member I can contact when I want to discuss my child's education.



▲ 0 from last survey

Favorable: **95%**

School Fit

Your average

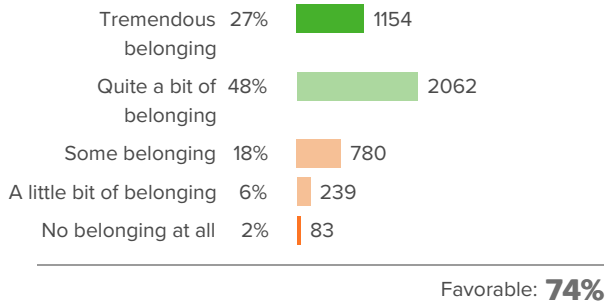
71%

4,544 responses

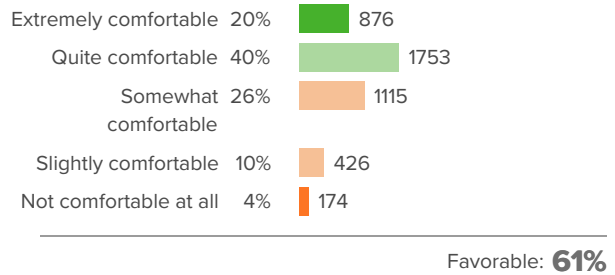
District average: **65%** Washoe County School District

How did people respond?

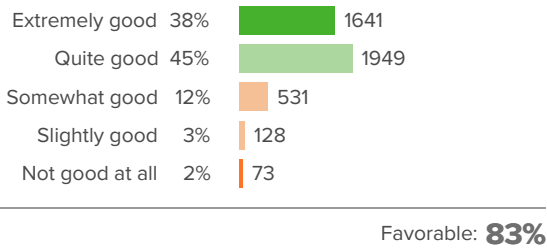
Q.1: How much of a sense of belonging does your child feel at his/her school?



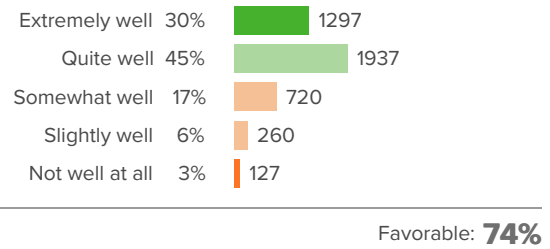
Q.2: How comfortable is your child in asking for help from school adults?



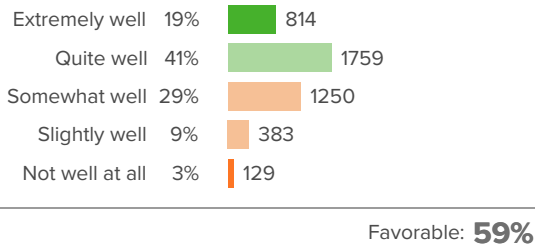
Q.3: Given your child's cultural background, how good a fit is his/her school?



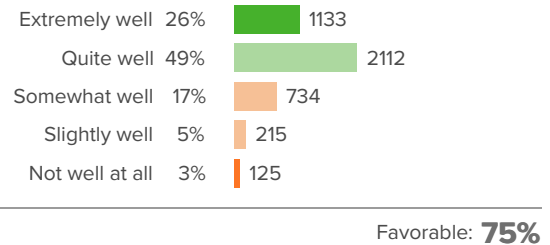
Q.4: How well do you feel your child's school is preparing him/her for his/her next academic year?



Q.5: How well do the activities offered at your child's school match his/her interests?

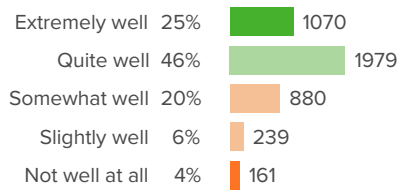


Q.6: At your child's school, how well does the overall approach to discipline work for your child?





Q.7: How well do the teaching styles of your child's teachers match your child's learning style?



Favorable: **70%**

School leadership

Your average

91%

4,544 responses

Change

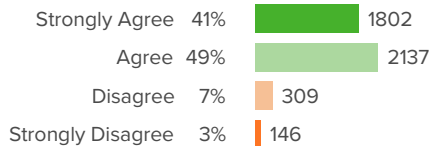
▲ 2

since last survey

District average: **89%** Washoe County School District

How did people respond?

Q.1: The principal makes decisions that are in the best interest of all the children at this school.



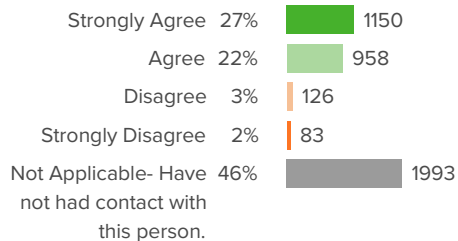
▲ 2 from last survey

Favorable: **90%**

Q.2: Have you had an issue or concern to discuss with the principal or assistant principal this year?



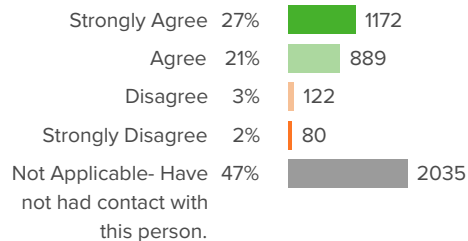
Q.3: When I have had an issue or concern to discuss with the principal or assistant principal...He or she was available to talk to me.



▲ 3 from last survey

Favorable: **91%**

Q.4: When I have had an issue or concern to discuss with the principal or assistant principal...He or she was courteous and listened to my concerns.

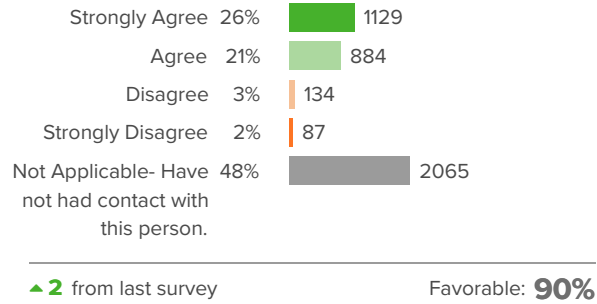


▲ 1 from last survey

Favorable: **91%**



Q.5: When I have had an issue or concern to discuss with the principal or assistant principal...He or she responded to my concerns in a professional manner, whether or not he or she agreed with me.



Supportive place

Your average

90%

4,544 responses

Change

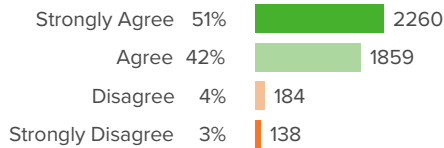
▲ 1

since last survey

District average: **85%** Washoe County School District

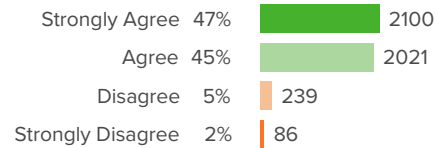
How did people respond?

Q.1: School employees make me feel welcome at my child's school.



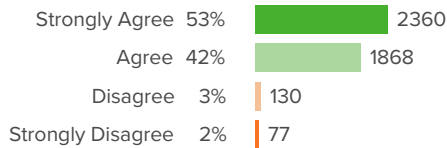
▲ 1 from last survey Favorable: **93%**

Q.2: If I need help or have a question, I know whom to talk to at this school.



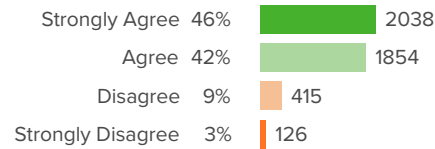
▲ 0 from last survey Favorable: **93%**

Q.3: School employees are polite to me at this school.



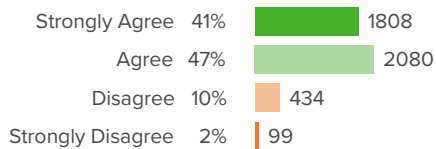
▲ 1 from last survey Favorable: **95%**

Q.4: The teacher and I work together to create goals for my child.



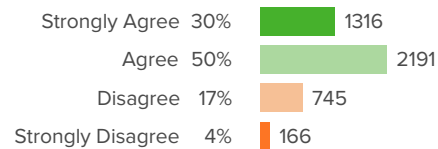
▲ 1 from last survey Favorable: **88%**

Q.5: I have an opportunity to participate in important educational decisions about my child.



▲ 1 from last survey Favorable: **88%**

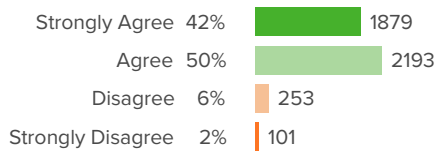
Q.6: My child's school seeks parent input about how to make the school better.



▲ 1 from last survey Favorable: **79%**



Q.7: School employees provide quality customer service at this school.



▲ 1 from last survey

Favorable: **92%**



Transportation

Your average

84%

4,544 responses

Change

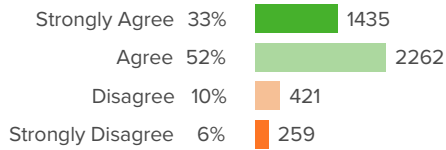
▲ 3

since last survey

District average: **86%** Washoe County School District

How did people respond?

Q.1: I am satisfied with the drop-off/pick-up procedures at my child's school.



▲ **3** from last survey

Favorable: **84%**