






Washoe County School District

Parent Climate Survey
2019-20



Report created by
Panorama Education

Summary

Topic Description	Results	Benchmark
Communication with School	87% ▼2 since last survey	
Family Efficacy How confident families are with regard to key parenting skills.	73% ▼2 since last survey	 40th - 59th percentile compared to others nationally
Learning Behaviors Families' perceptions of their child's learning-related behaviors.	60% ▼1 since last survey	 40th - 59th percentile compared to others nationally
Physical Safety	90% 0 since last survey	
Quality Education	86% ▼1 since last survey	
Relationships / Respect	87% ▼1 since last survey	
School Fit Families' perceptions of how well a school matches their child's developmental needs.	64% ▼1 since last survey	 20th - 39th percentile compared to others nationally
Supportive Place	83%	

2,450 responses

Communication with School

Your average

87%

2,450 responses

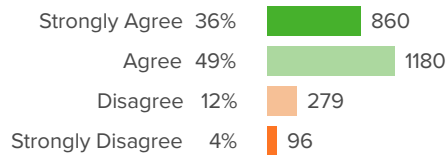
Change

▼ **2**

since last survey

How did people respond?

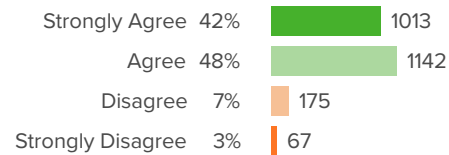
Q.1: I am kept informed about my child's ongoing learning and progress.



▼ **2** from last survey

Favorable: **84%**

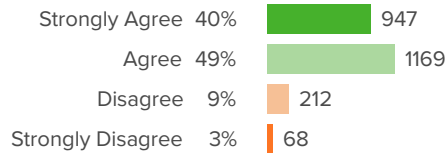
Q.2: My child's teacher(s) are available to discuss my child's learning needs with me.



▲ **0** from last survey

Favorable: **90%**

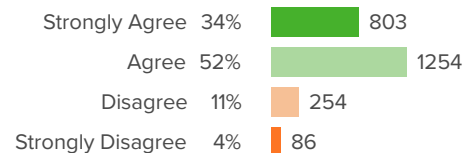
Q.3: I am kept informed about my child's behavior.



▼ **2** from last survey

Favorable: **88%**

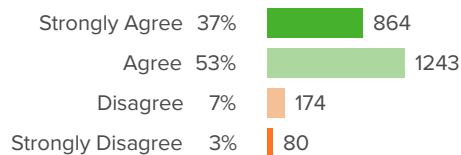
Q.4: I am satisfied with the opportunities for me to be involved in my child's school.



▼ **1** from last survey

Favorable: **86%**

Q.5: Teachers at my child's school update grades and assignments on the Infinite Campus Parent Portal at least twice a month.




▼ **1** from last survey

Favorable: **89%**

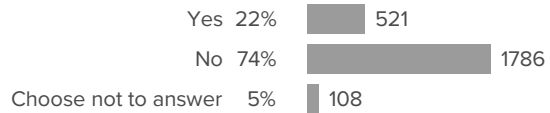
Demographics

How did people respond?

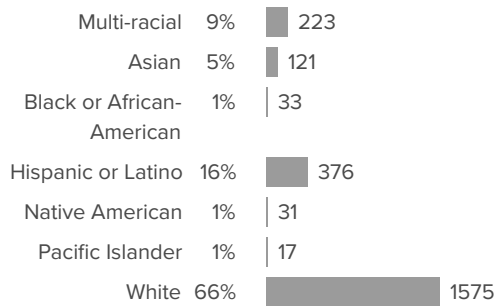
Q.1: What grade is your child currently in at this school? (Please select only ONE)



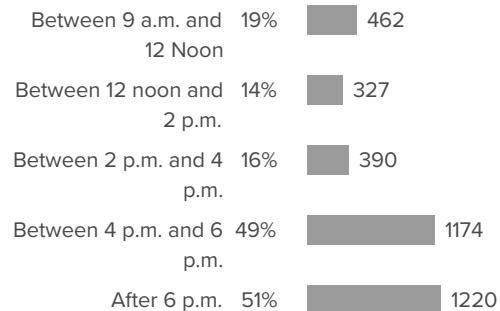
Q.2: Does your child receive free or reduced price lunch?



Q.3: What is your race or ethnicity? (Please select only ONE.)

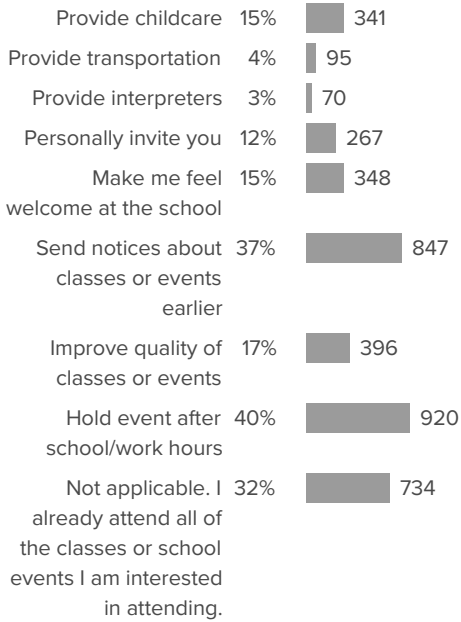


Q.4: What is the best time of day for you to attend school workshops or events? (Please SELECT ALL THAT APPLY)





Q.5: What can your child's school do to help make it easier to attend classes or events that might interest you? (Please SELECT ALL THAT APPLY)



Family Efficacy

Your average

73%

2,450 responses

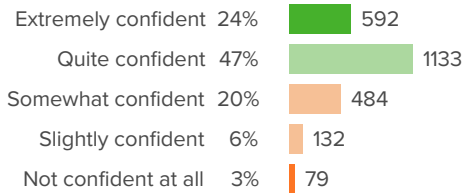
Change

▼ 2

since last survey

How did people respond?

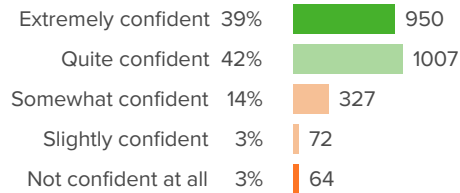
Q.1: How confident are you that you can help your child develop good friendships?



▼ 1 from last survey

Favorable: **71%**

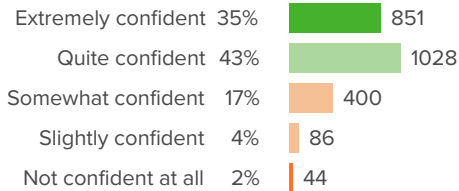
Q.2: How confident are you in your ability to make choices about your child's schooling?



▼ 1 from last survey

Favorable: **81%**

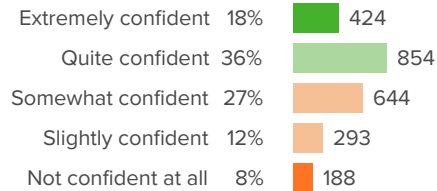
Q.3: How confident are you that you can motivate your child to try hard in school?



▼ 3 from last survey

Favorable: **78%**

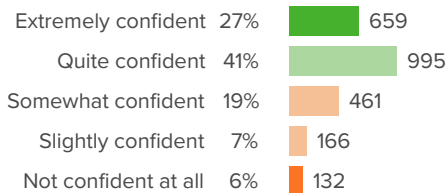
Q.4: How confident are you in your ability to connect with other parents?



▼ 3 from last survey

Favorable: **53%**

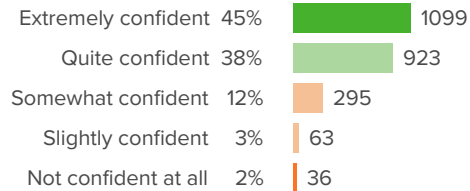
Q.5: How confident are you in your ability to make sure your child's school meets your child's learning needs?



▲ 2 from last survey

Favorable: **69%**

Q.6: How confident are you in your ability to support your child's learning at home?

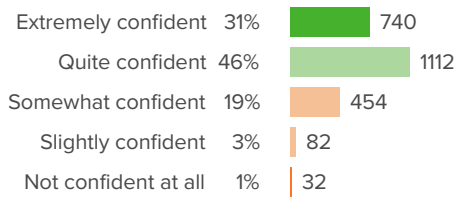


▼ 2 from last survey

Favorable: **84%**



Q.7: How confident are you in your ability to help your child deal with his/her emotions appropriately?



▼ **3** from last survey

Favorable: **77%**

Learning Behaviors

Your average

60%

2,450 responses

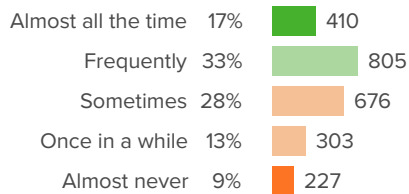
Change

▼ 1

since last survey

How did people respond?

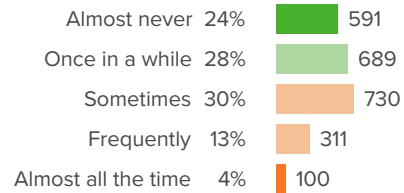
Q.1: How often does your child read for fun?



▲ 0 from last survey

Favorable: **50%**

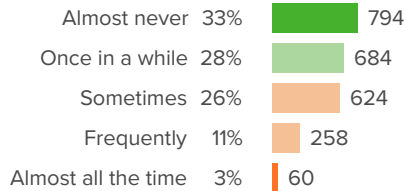
Q.2: How often does your child struggle to get organized for school?



▼ 3 from last survey

Favorable: **53%**

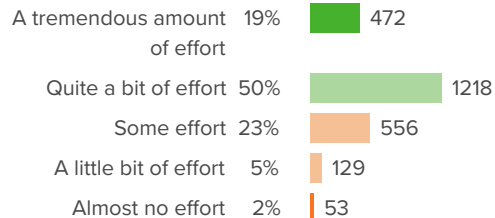
Q.3: How often does your child give up on learning activities that s/he finds hard?



▼ 4 from last survey

Favorable: **61%**

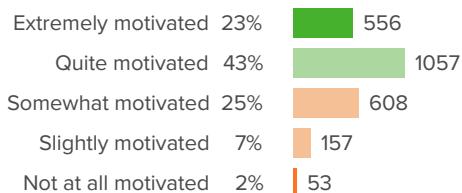
Q.4: How much effort does your child put into school-related tasks?



▲ 0 from last survey

Favorable: **70%**

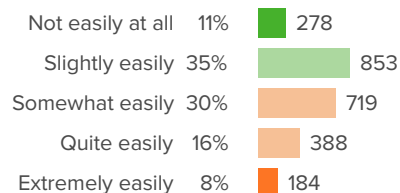
Q.5: How motivated is your child to learn the topics covered in class?



▼ 1 from last survey

Favorable: **66%**

Q.6: When working on school activities at home, how easily is your child distracted?

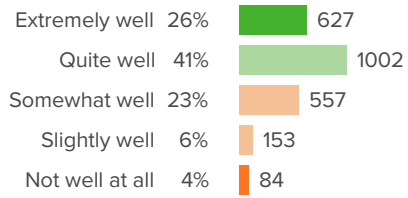


▲ 0 from last survey

Favorable: **47%**



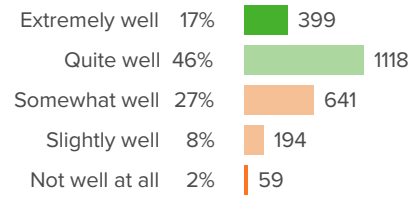
Q.7: On average, how well does your child work independently on learning activities at home?



▼ **2** from last survey

Favorable: **67%**

Q.8: In general, how well does your child learn from feedback about his/her work?



▲ **0** from last survey

Favorable: **63%**

Physical Safety

Your average

90%

2,450 responses

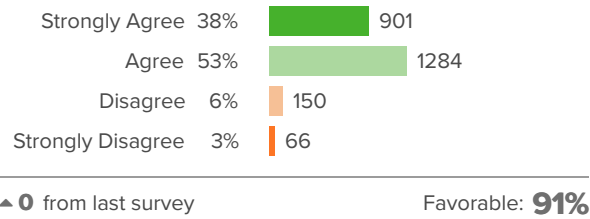
Change

0

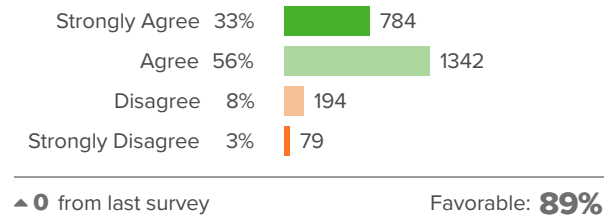
since last survey

How did people respond?

Q.1: My child feels safe inside the school building.



Q.2: My child feels safe outside, on the school grounds.



Quality Education

Your average

86%

2,450 responses

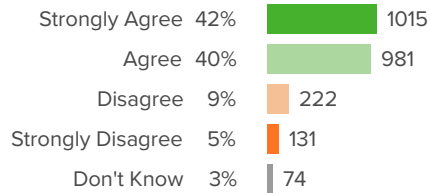
Change

▼ **1**

since last survey

How did people respond?

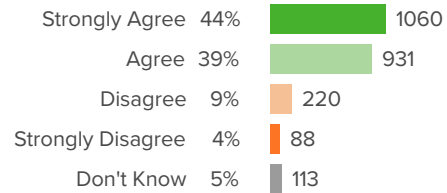
Q.1: My child is receiving the kind of instruction that is appropriate for his or her abilities.



▲ **0** from last survey

Favorable: **85%**

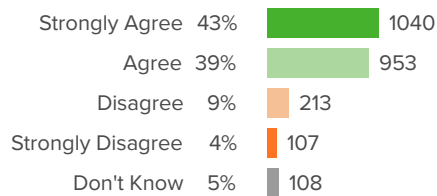
Q.2: My child's teacher(s) set high expectations for my child's individual learning.



▲ **0** from last survey

Favorable: **87%**

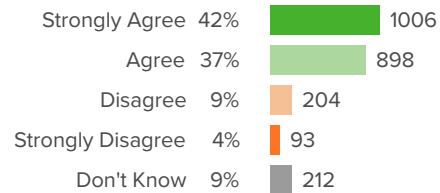
Q.3: My child's teacher(s) provide my child with all of the accommodations needed to do well in his or her classes.



▼ **1** from last survey

Favorable: **86%**

Q.4: If my child needs extra help, the teacher(s) are available.



▲ **0** from last survey

Favorable: **87%**

Relationships / Respect

Your average

87%

2,450 responses

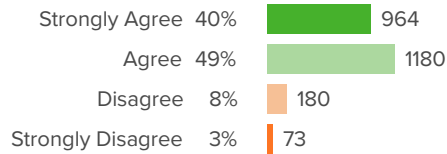
Change

▼ **1**

since last survey

How did people respond?

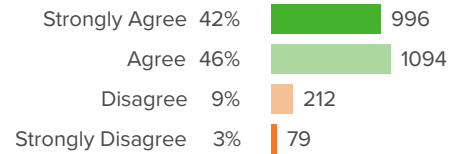
Q.1: Staff at my child's school really care about my child.



▲ **0** from last survey

Favorable: **89%**

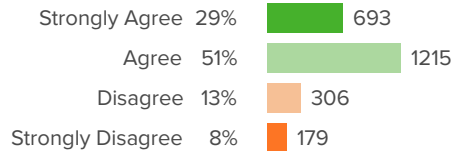
Q.2: My child has at least one staff member at the school in whom they can confide.



▼ **1** from last survey

Favorable: **88%**

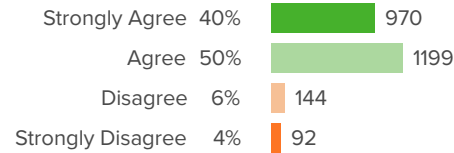
Q.3: The rules and expectations for behavior are the same for every student at my child's school.



▲ **0** from last survey

Favorable: **80%**

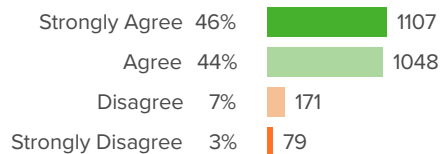
Q.4: My child is treated fairly by all teachers and staff, no matter his or her race, cultural, or family background.



▲ **0** from last survey

Favorable: **90%**

Q.5: I have at least one staff member I can contact when I want to discuss my child's education.



▲ **0** from last survey

Favorable: **90%**

School Fit

Your average

64%

2,450 responses

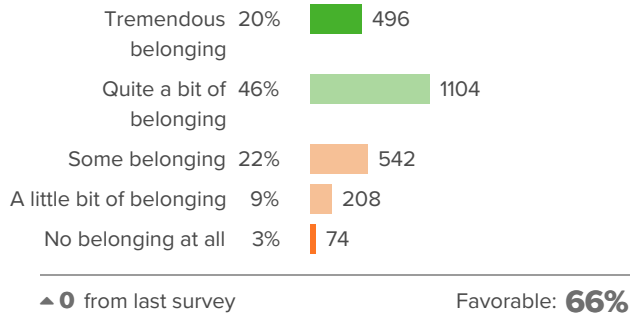
Change

▼ **1**

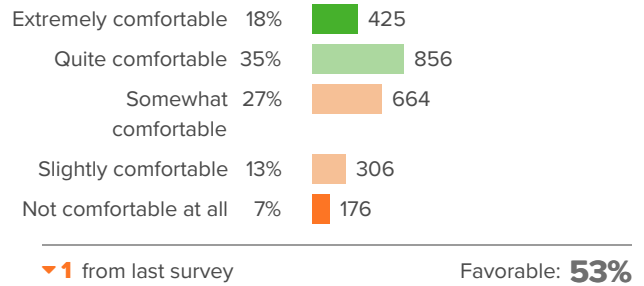
since last survey

How did people respond?

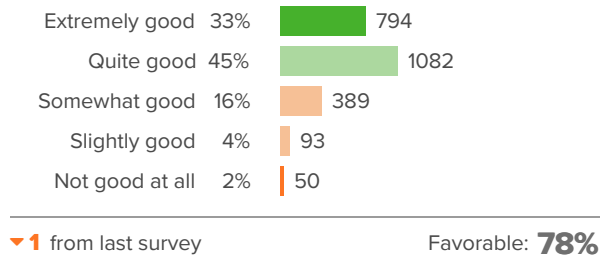
Q.1: How much of a sense of belonging does your child feel at his/her school?



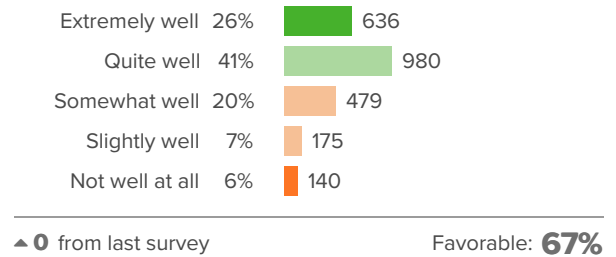
Q.2: How comfortable is your child in asking for help from school adults?



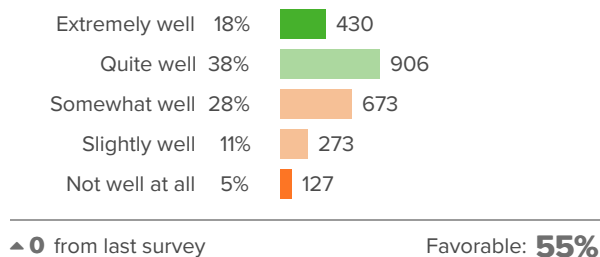
Q.3: Given your child's cultural background, how good a fit is his/her school?



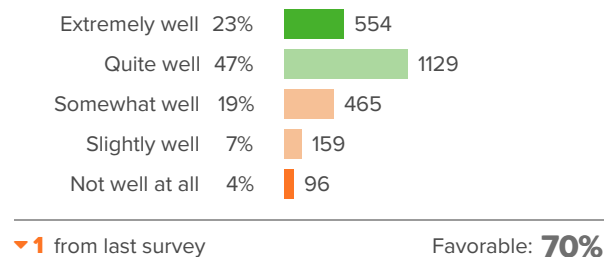
Q.4: How well do you feel your child's school is preparing him/her for his/her next academic year?



Q.5: How well do the activities offered at your child's school match his/her interests?

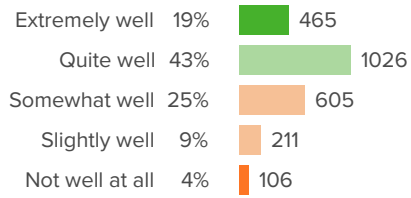


Q.6: At your child's school, how well does the overall approach to discipline work for your child?





Q.7: How well do the teaching styles of your child's teachers match your child's learning style?



▲ 0 from last survey

Favorable: **62%**

Supportive Place

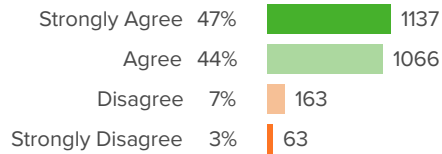
Your average

83%

2,450 responses

How did people respond?

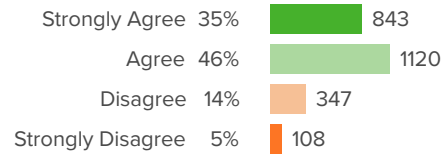
Q.1: School employees make me feel welcome at my child's school.



▲ **1** from last survey

Favorable: **91%**

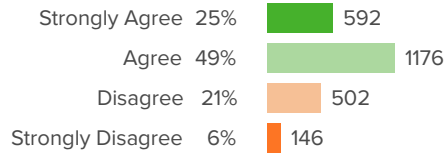
Q.2: School staff and I work together to create goals for my child.



▲ **3** from last survey

Favorable: **81%**

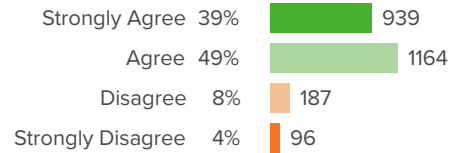
Q.3: My child's school seeks parent input about how to make the school better.



▲ **0** from last survey

Favorable: **73%**

Q.4: The principal makes decisions that are in the best interest of all the children at this school.



▲ **0** from last survey

Favorable: **88%**