



# Middle Schools

WCSD School Climate and Safety Staff Survey  
2019-20



Report created by  
Panorama Education



## Summary

Topic Description	Results	Comparison
<b>Early Release Wednesdays</b>	<b>83%</b> ▲3 since last survey	<b>78%</b> Washoe County School District
<b>Expectations of Success</b>	<b>92%</b> ▲2 since last survey	<b>93%</b> Washoe County School District
<b>Fairness and Respect</b>	<b>81%</b> ▲2 since last survey	<b>84%</b> Washoe County School District
<b>Home-School Communication</b>	<b>92%</b> ▲2 since last survey	<b>93%</b> Washoe County School District
<b>Parent Involvement</b>	<b>35%</b> ▲1 since last survey	<b>51%</b> Washoe County School District
<b>Quality of WCSD</b>	<b>54%</b> ▼2 since last survey	<b>56%</b> Washoe County School District
<b>Safety</b>	<b>87%</b> 0 since last survey	<b>87%</b> Washoe County School District



**Social Emotional Learning**

**87%**

**▲1**

since last survey

**85%**

Washoe County School District

**Staff Collaboration**

**84%**

**▲3**

since last survey

**82%**

Washoe County School District

**Staff-Student Relationships**

**91%**

**▲2**

since last survey

**91%**

Washoe County School District

**Student Behaviors**

**74%**

**▼2**

since last survey

**81%**

Washoe County School District

**Work Stress**

**67%**

**▼1**

since last survey

**69%**

Washoe County School District

631 responses



# Early Release Wednesdays

Your average

# 83%

631 responses

Change

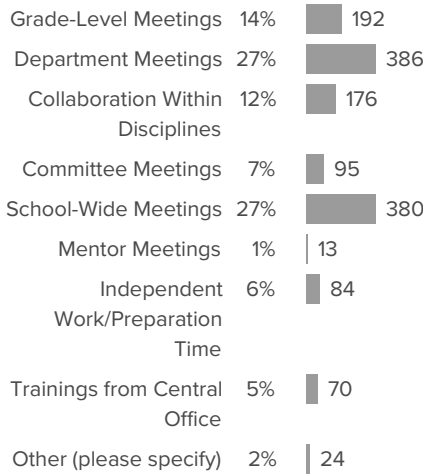
# ▲ 3

since last survey

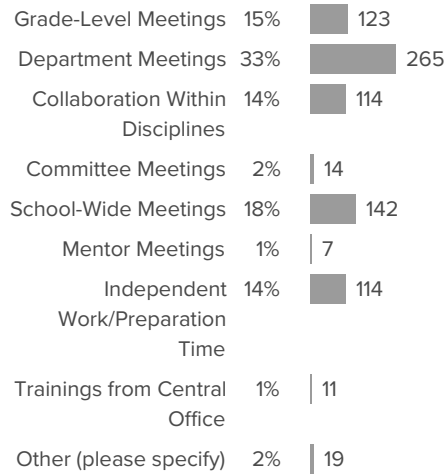
District average: **78%** Washoe County School District

## How did people respond?

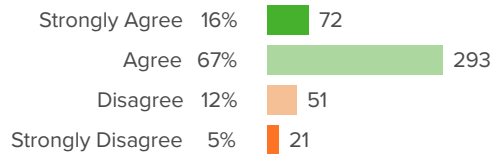
**Q.1: How are you using the time provided on early release Wednesdays? (please select up to three options)**



**Q.2: Of those you selected, what, if any, are the most helpful to you? (Please select up to 3 options)**



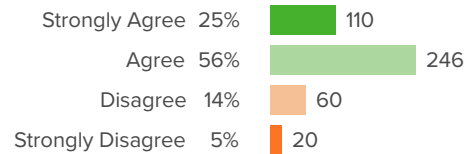
**Q.3: I am satisfied with the amount of time provided on early release Wednesdays.**



▲ 4 from last survey

Favorable: **84%**

**Q.4: The time provided for early release Wednesdays is used productively.**

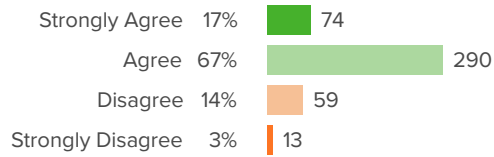


▲ 3 from last survey

Favorable: **82%**



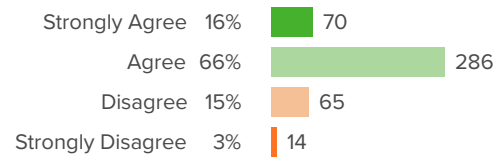
**Q.5: I apply the knowledge that I gain from participation in early release Wednesdays in my classroom practice.**



▲ 1 from last survey

Favorable: **83%**

**Q.6: The discussion focus of early release Wednesdays is consistent over time.**



▲ 5 from last survey

Favorable: **82%**



# Expectations of Success

Your average

# 92%

631 responses

Change

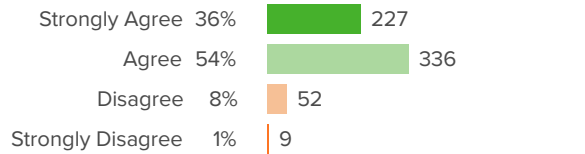
# ▲ 2

since last survey

District average: **93%** Washoe County School District

## How did people respond?

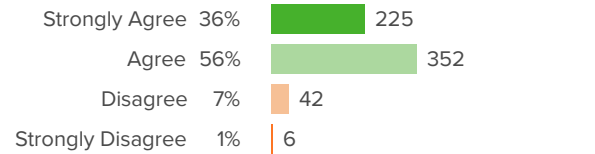
### Q.1: Staff at my school set high expectations for students' achievement.



▲ 0 from last survey

Favorable: **90%**

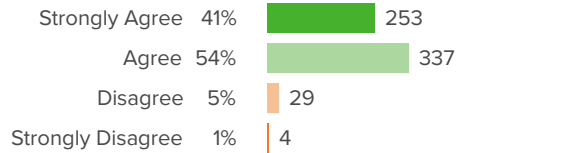
### Q.2: Staff at my school work hard to motivate students who show low interest in school work.



▲ 4 from last survey

Favorable: **92%**

### Q.3: Staff at my school work hard to make sure that students stay in school.



▲ 2 from last survey

Favorable: **95%**



# Fairness and Respect

Your average

**81%**

631 responses

Change

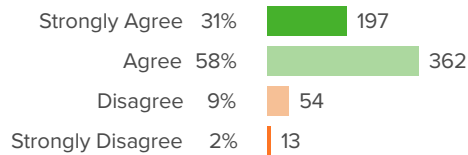
**▲ 2**

since last survey

District average: **84%** Washoe County School District

## How did people respond?

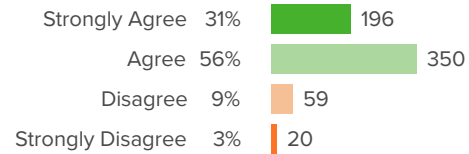
### Q.1: Staff respect all students at my school.



▲ 3 from last survey

Favorable: **89%**

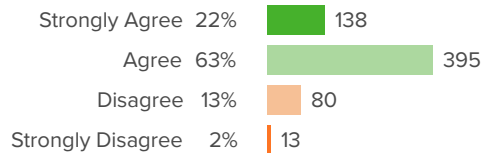
### Q.2: Staff are professional when speaking of each other and/or administrators.



▲ 4 from last survey

Favorable: **87%**

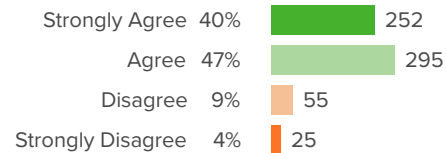
### Q.3: Students of different social backgrounds get along well at my school.



▲ 1 from last survey

Favorable: **85%**

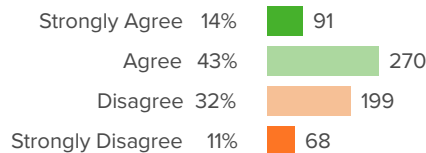
### Q.4: The rules and expectations about how students should behave at my school are fair.



▼ 1 from last survey

Favorable: **87%**

### Q.5: The rules and expectations about student behavior are enforced equally by staff.



▲ 3 from last survey

Favorable: **57%**



# Home-School Communication

Your average

**92%**

631 responses

Change

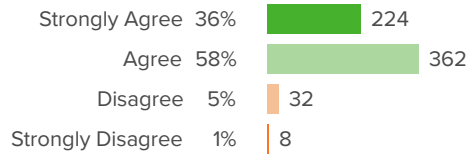
**▲ 2**

since last survey

District average: **93%** Washoe County School District

## How did people respond?

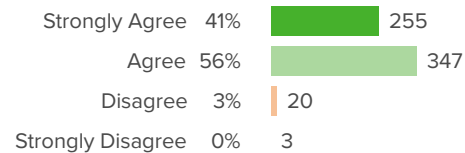
### Q.1: Staff at my school believe that parents are partners in the educational process.



▲ 2 from last survey

Favorable: **94%**

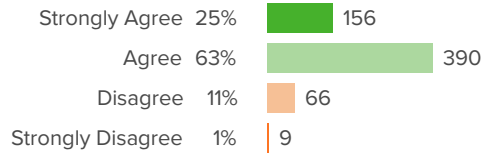
### Q.2: My school is welcoming to parents.



▲ 3 from last survey

Favorable: **96%**

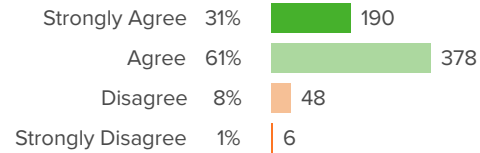
### Q.3: Staff at my school are expected to provide parents with ways to support their child's learning at home.



▲ 3 from last survey

Favorable: **88%**

### Q.4: Staff at my school frequently update parents/guardians about their child's progress in their classrooms.



▲ 1 from last survey

Favorable: **91%**





# Parent Involvement

Your average

# 35%

631 responses

Change

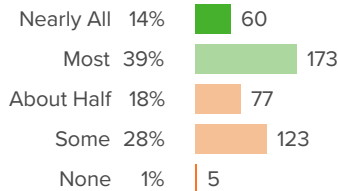
# ▲ 1

since last survey

District average: **51%** Washoe County School District

## How did people respond?

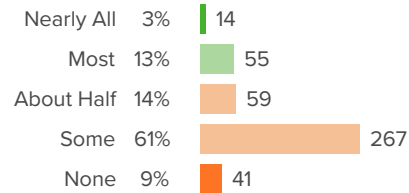
**Q.1: How many of your students' parents/guardians support your teaching efforts?**



▲ 3 from last survey

Favorable: **53%**

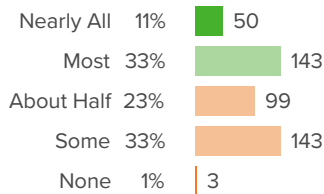
**Q.2: How many of your students' parents/guardians have asked you about ways they can support their child's learning at home?**



▲ 3 from last survey

Favorable: **16%**

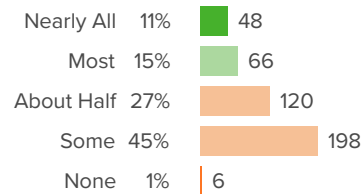
**Q.3: How many of your students' parents/guardians know how well their child is doing in your class?**



▲ 2 from last survey

Favorable: **44%**

**Q.4: How many of your students' parents have you met?**



▼ 6 from last survey

Favorable: **26%**



# Quality of WCSD

Your average

**54%**

631 responses

Change

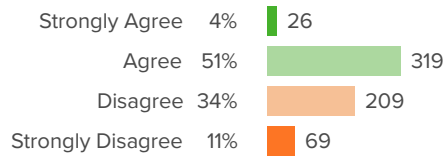
**▼ 2**

since last survey

District average: **56%** Washoe County School District

## How did people respond?

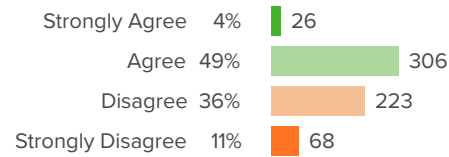
**Q.1: I believe that most students who graduate from Washoe County School District are nationally competitive in the job market.**



▼ 4 from last survey

Favorable: **55%**

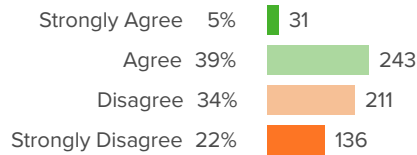
**Q.2: I believe that most students who graduate from Washoe County School District are nationally competitive for college admissions.**



▼ 3 from last survey

Favorable: **53%**

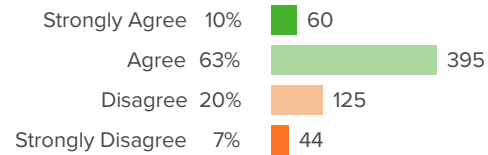
**Q.3: I feel like my work is valued by this District.**



▼ 3 from last survey

Favorable: **44%**

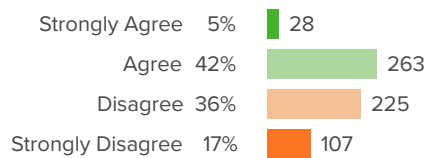
**Q.4: The District keeps me well-informed about changes in policies and initiatives that affect me.**



▲ 3 from last survey

Favorable: **73%**

**Q.5: Overall, I feel optimistic about the direction Washoe County School District is headed.**



▲ 1 from last survey

Favorable: **47%**



# Safety

Your average

**87%**

631 responses

Change

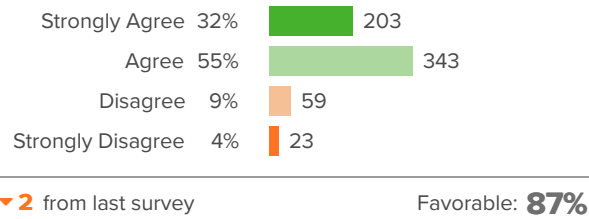
**0**

since last survey

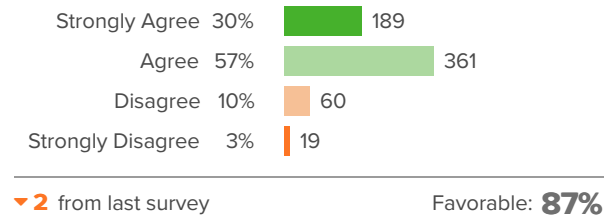
District average: **87%** Washoe County School District

## How did people respond?

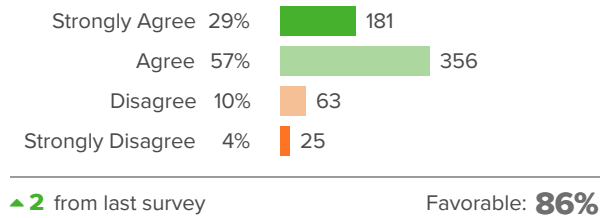
### Q.1: I feel safe inside my school.



### Q.2: I feel safe outside around my school.



### Q.3: I feel safe leaving my school even when I am there late or on the weekends.





# Social Emotional Learning

Your average

# 87%

631 responses

Change

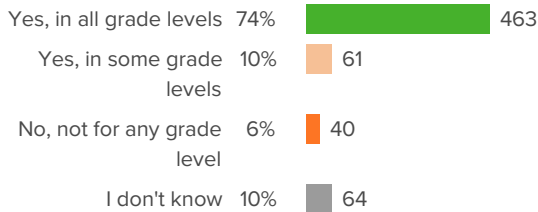
# ▲ 1

since last survey

District average: **85%** Washoe County School District

## How did people respond?

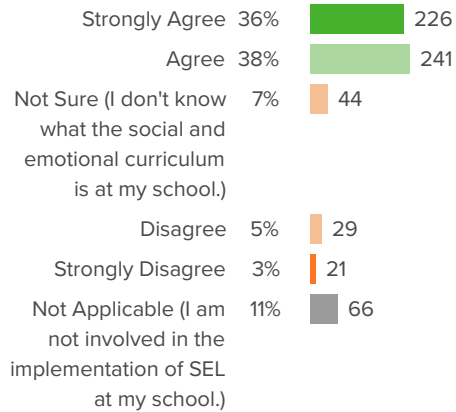
### Q.1: Does your school follow an established written social and emotional learning curriculum?



▲ 7 from last survey

Favorable: **82%**

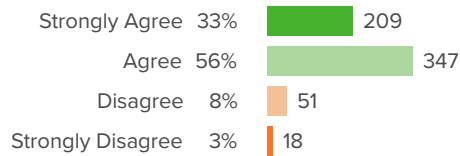
### Q.2: I feel confident in my ability to implement the social and emotional learning curriculum that has been adopted at my school.



▲ 1 from last survey

Favorable: **83%**

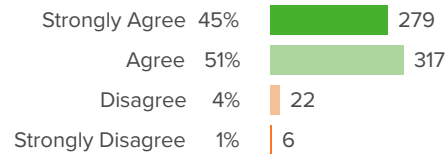
### Q.3: The adults in this school interact with one another in a way that models social and emotional competence.



▲ 3 from last survey

Favorable: **89%**

### Q.4: The adults in this school are expected to actively promote students' social and emotional development.

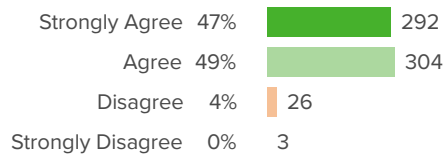


▲ 0 from last survey

Favorable: **96%**

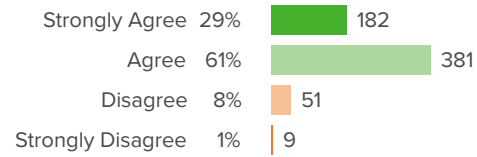


**Q.5: All staff are expected to address students' social and emotional needs.**



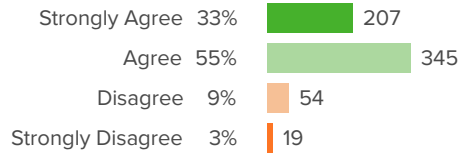
▼ **1** from last survey Favorable: **95%**

**Q.6: The adults in this school interact with students in a way that supports students' social and emotional skills.**



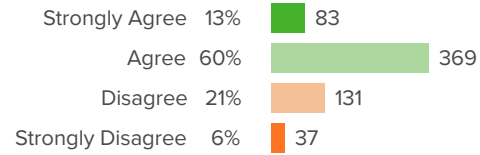
▲ **0** from last survey Favorable: **90%**

**Q.7: The culture at my school supports social and emotional learning.**



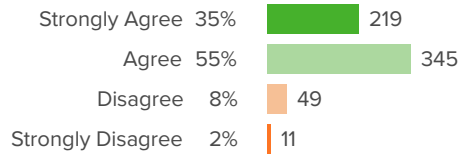
▲ **3** from last survey Favorable: **88%**

**Q.8: The culture in the district supports the development of students' social and emotional skills.**



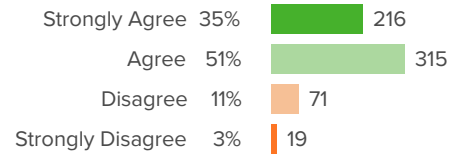
▼ **4** from last survey Favorable: **73%**

**Q.9: My school has developed a vision for academic, social, and emotional learning.**



▲ **2** from last survey Favorable: **90%**

**Q.10: The vision for academic, social and emotional learning has been communicated to all school staff.**



▲ **4** from last survey Favorable: **86%**



# Staff Collaboration

Your average

**84%**

631 responses

Change

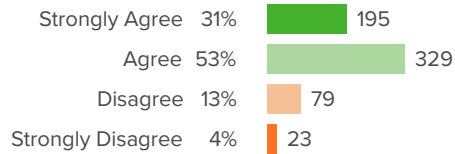
**▲ 3**

since last survey

District average: **82%** Washoe County School District

## How did people respond?

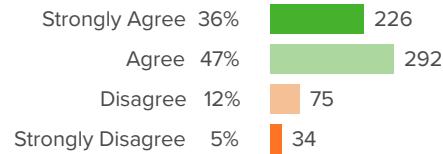
**Q.1: There is a sense of teamwork among all school staff.**



▲ 2 from last survey

Favorable: **84%**

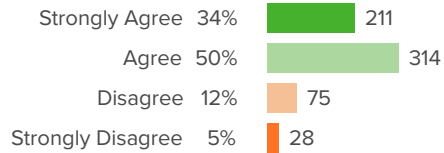
**Q.2: The school leadership makes a sustained effort to address staff concerns.**



▲ 5 from last survey

Favorable: **83%**

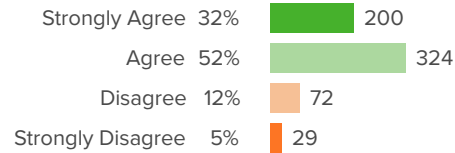
**Q.3: Staff at my school are recognized and appreciated for good work.**



▲ 5 from last survey

Favorable: **84%**

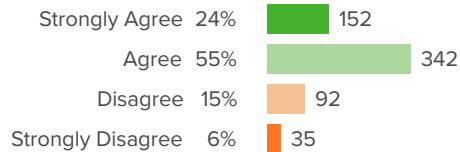
**Q.4: The school leadership makes sure that staff are involved in making plans and decisions that affect this school.**



▲ 3 from last survey

Favorable: **84%**

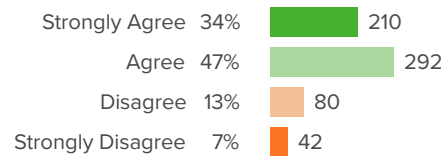
**Q.5: The school leadership makes sure that my administrative duties do not interfere with my essential role of educating students.**



▲ 6 from last survey

Favorable: **80%**

**Q.6: I feel comfortable raising issues and concerns that are important to me at my school.**

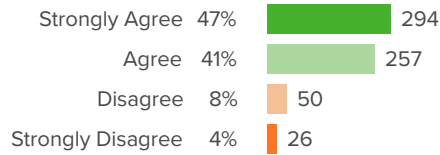


▲ 3 from last survey

Favorable: **80%**

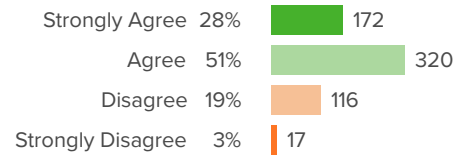


**Q.7: I feel supported by my administrator.**



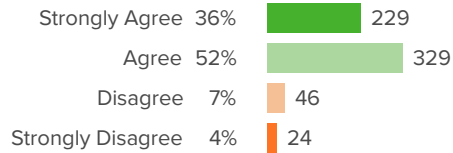
▲ **3** from last survey Favorable: **88%**

**Q.8: My school provides me with the materials and resources needed to provide support for students of all abilities.**



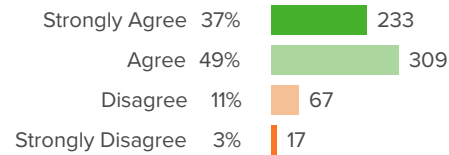
▼ **3** from last survey Favorable: **79%**

**Q.9: I feel school leadership is clear about what my job is at this school.**



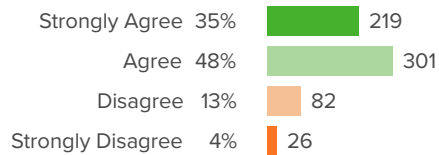
▲ **2** from last survey Favorable: **89%**

**Q.10: Staff are proud to work at this school.**



▲ **4** from last survey Favorable: **87%**

**Q.11: I look forward to coming to this school every day.**



▲ **1** from last survey Favorable: **83%**



# Staff-Student Relationships

Your average

**91%**

631 responses

Change

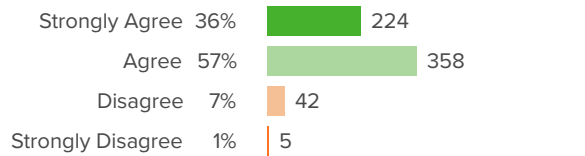
**▲ 2**

since last survey

District average: **91%** Washoe County School District

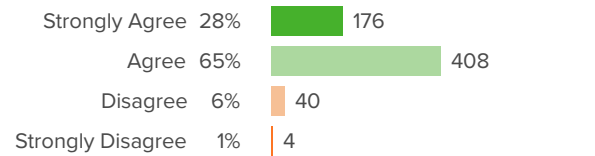
## How did people respond?

### Q.1: Teachers and staff at my school care about every student.



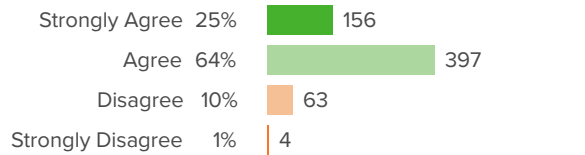
▲ 3 from last survey Favorable: **93%**

### Q.2: Teachers and staff at my school listen to students' ideas and opinions.



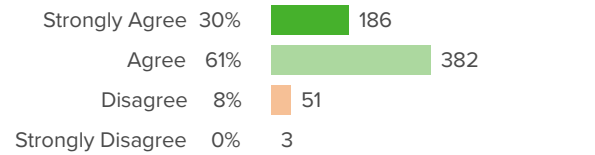
▲ 2 from last survey Favorable: **93%**

### Q.3: Teachers and staff at my school talk openly to students about school issues.



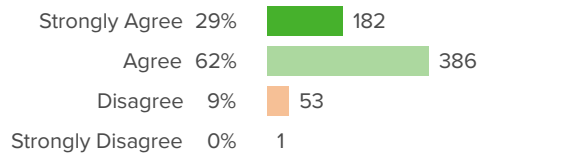
▲ 3 from last survey Favorable: **89%**

### Q.4: Every single student at our school knows at least one staff member who would help them with a personal problem.



▲ 0 from last survey Favorable: **91%**

### Q.5: Every single student at our school knows at least one staff member who would care if they were not in school.



▲ 2 from last survey Favorable: **91%**





# Student Behaviors

Your average

# 74%

631 responses

Change

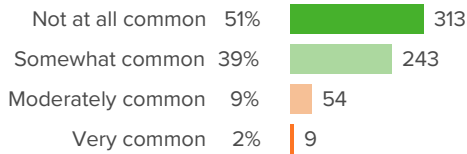
# ▼ 2

since last survey

District average: **81%** Washoe County School District

## How did people respond?

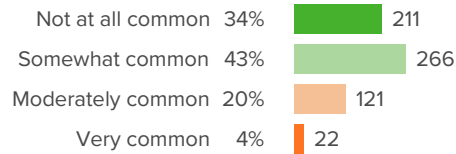
### Q.1: How common are the following behaviors at this school? Student alcohol use



▼ 1 from last survey

Favorable: **90%**

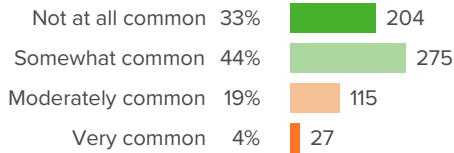
### Q.2: How common are the following behaviors at this school? Student drug use



▼ 8 from last survey

Favorable: **77%**

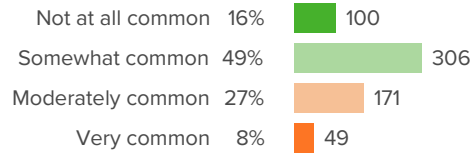
### Q.3: How common are the following behaviors at this school? Student tobacco use



▼ 10 from last survey

Favorable: **77%**

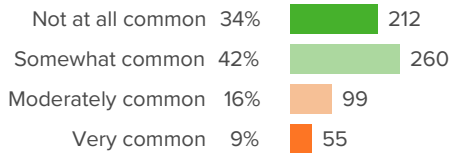
### Q.4: How common are the following behaviors at this school? Harassment or bullying among students



▲ 2 from last survey

Favorable: **65%**

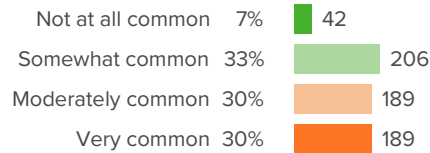
### Q.5: How common are the following behaviors at this school? Physical fighting between students



▲ 3 from last survey

Favorable: **75%**

### Q.6: How common are the following behaviors at this school? Disruptive student behavior

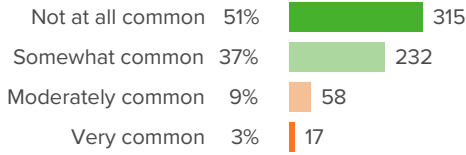


▼ 4 from last survey

Favorable: **40%**



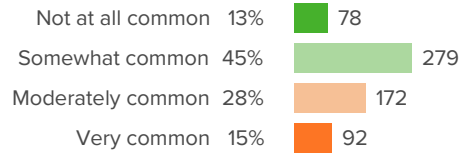
**Q.7: How common are the following behaviors at this school? Racial/ethnic conflict among students**



▲ 3 from last survey

Favorable: **88%**

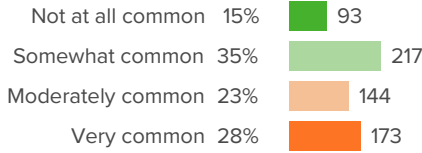
**Q.8: How common are the following behaviors at this school? Student depression or other mental health problems**



▼ 6 from last survey

Favorable: **57%**

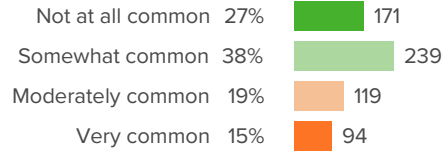
**Q.9: How common are the following behaviors at this school? Lack of respect of staff by students**



▲ 1 from last survey

Favorable: **49%**

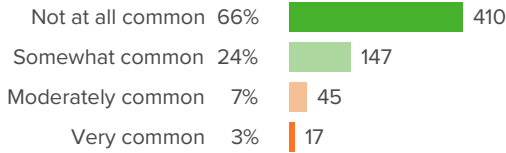
**Q.10: How common are the following behaviors at this school? Cutting classes or being truant**



▼ 3 from last survey

Favorable: **66%**

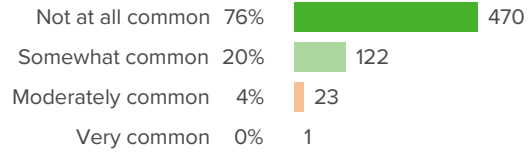
**Q.11: How common are the following behaviors at this school? Gang-related activity**



▲ 1 from last survey

Favorable: **90%**

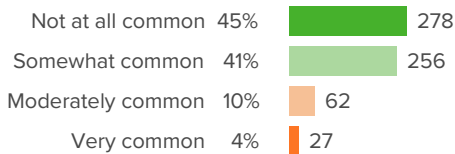
**Q.12: How common are the following behaviors at this school? Weapons possession**



▼ 1 from last survey

Favorable: **96%**

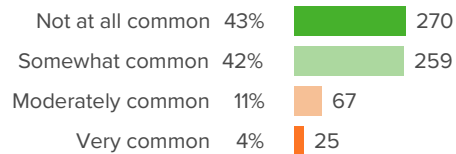
**Q.13: How common are the following behaviors at this school? Vandalism (including graffiti)**



▼ 4 from last survey

Favorable: **86%**

**Q.14: How common are the following behaviors at this school? Theft**



▼ 1 from last survey

Favorable: **85%**



# Work Stress

Your average

**67%**

631 responses

Change

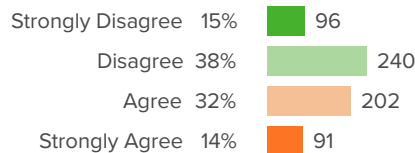
▼ **1**

since last survey

District average: **69%** Washoe County School District

## How did people respond?

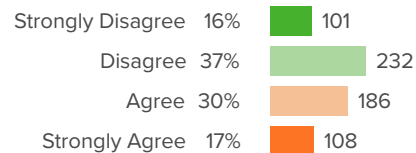
### Q.1: I feel tense, restless, or anxious at work.



▼ **4** from last survey

Favorable: **53%**

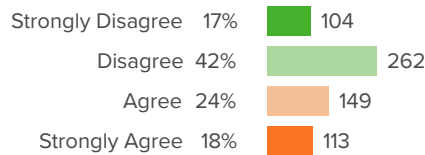
### Q.2: I feel burnt out.



▼ **3** from last survey

Favorable: **53%**

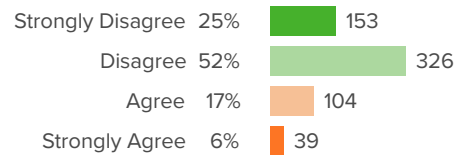
### Q.3: With this work pace I don't think I'll make it to the retiring age.



▲ **0** from last survey

Favorable: **58%**

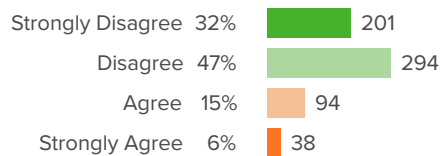
### Q.4: I'm disappointed in our staff's ways of handling our shared affairs.



▲ **2** from last survey

Favorable: **77%**

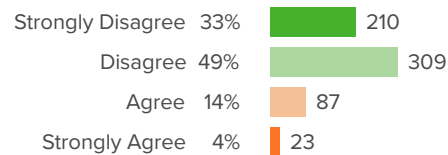
### Q.5: I often feel like an outsider in my work community.



▲ **1** from last survey

Favorable: **79%**

### Q.6: I often feel I have failed in my work with students.

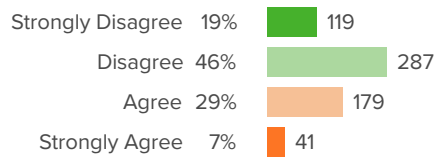


▼ **2** from last survey

Favorable: **83%**



**Q.7: Dealing with problem situations concerning students often upsets me.**



▲ 1 from last survey

Favorable: **65%**