



High Schools

WCSD School Climate and Safety Staff Survey
2019-20



Report created by
Panorama Education



Summary

| Topic Description | Results | Comparison |
|----------------------------------|--|--|
| Early Release Wednesdays | 70% ▼ 6 since last survey | 78% Washoe County School District |
| Expectations of Success | 88% ▼ 2 since last survey | 93% Washoe County School District |
| Fairness and Respect | 78% ▼ 4 since last survey | 84% Washoe County School District |
| Home-School Communication | 88% ▼ 2 since last survey | 93% Washoe County School District |
| Parent Involvement | 24% ▼ 4 since last survey | 51% Washoe County School District |
| Quality of WCSD | 54% ▼ 5 since last survey | 56% Washoe County School District |
| Safety | 87% ▼ 4 since last survey | 87% Washoe County School District |



Social Emotional Learning

78%

▼ 5

since last survey

85%

Washoe County School District

Staff Collaboration

77%

▼ 5

since last survey

82%

Washoe County School District

Staff-Student Relationships

85%

▼ 2

since last survey

91%

Washoe County School District

Student Behaviors

67%

▼ 4

since last survey

81%

Washoe County School District

Work Stress

67%

▼ 5

since last survey

69%

Washoe County School District

908 responses



Early Release Wednesdays

Your average

70%

908 responses

Change

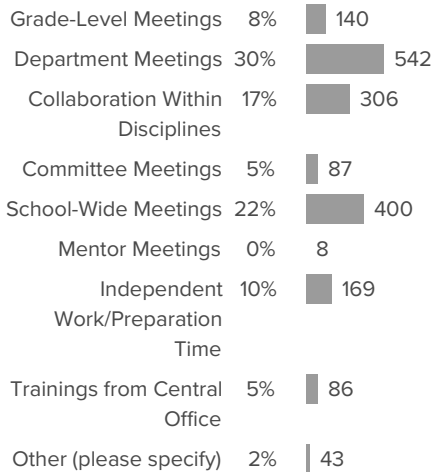
▼ **6**

since last survey

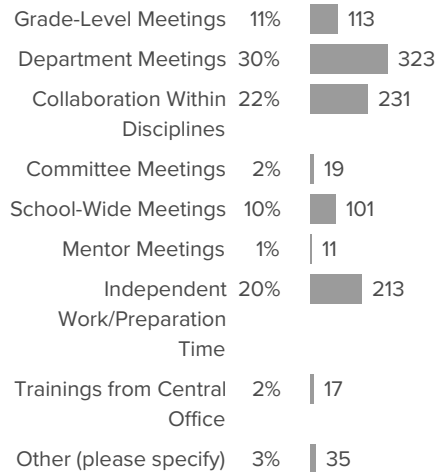
District average: **78%** Washoe County School District

How did people respond?

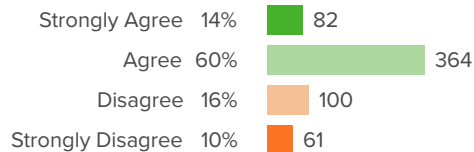
Q.1: How are you using the time provided on early release Wednesdays? (please select up to three options)



Q.2: Of those you selected, what, if any, are the most helpful to you? (Please select up to 3 options)



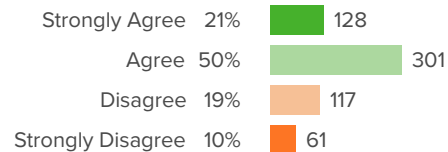
Q.3: I am satisfied with the amount of time provided on early release Wednesdays.



▼ **5** from last survey

Favorable: **73%**

Q.4: The time provided for early release Wednesdays is used productively.

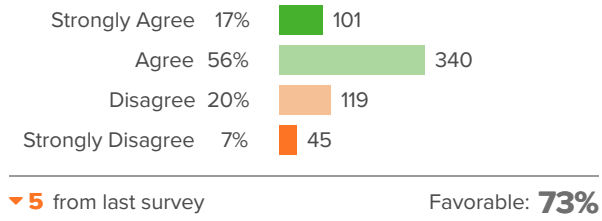


▼ **3** from last survey

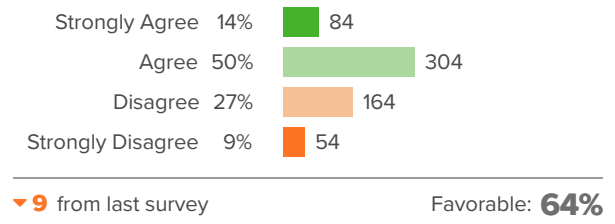
Favorable: **71%**



Q.5: I apply the knowledge that I gain from participation in early release Wednesdays in my classroom practice.



Q.6: The discussion focus of early release Wednesdays is consistent over time.





Expectations of Success

Your average

88%

908 responses

Change

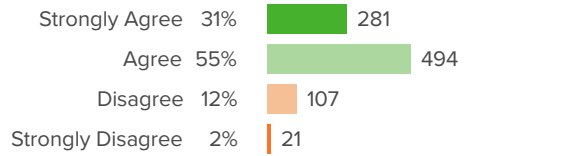
▼ **2**

since last survey

District average: **93%** Washoe County School District

How did people respond?

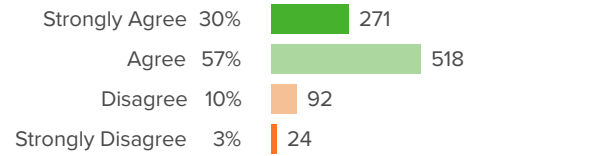
Q.1: Staff at my school set high expectations for students' achievement.



▼ **4** from last survey

Favorable: **86%**

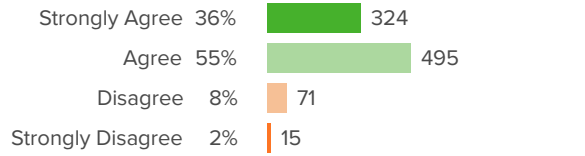
Q.2: Staff at my school work hard to motivate students who show low interest in school work.



▼ **1** from last survey

Favorable: **87%**

Q.3: Staff at my school work hard to make sure that students stay in school.



▼ **3** from last survey

Favorable: **90%**



Fairness and Respect

Your average

78%

908 responses

Change

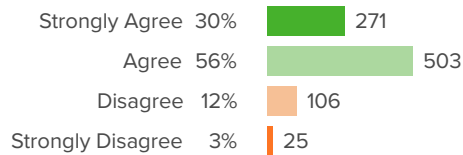
▼ **4**

since last survey

District average: **84%** Washoe County School District

How did people respond?

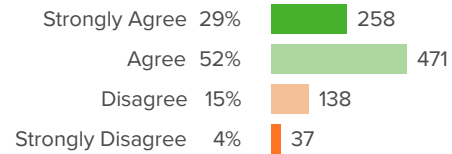
Q.1: Staff respect all students at my school.



▼ **3** from last survey

Favorable: **86%**

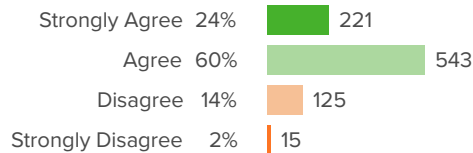
Q.2: Staff are professional when speaking of each other and/or administrators.



▼ **4** from last survey

Favorable: **81%**

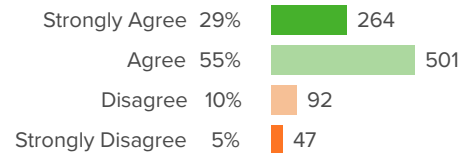
Q.3: Students of different social backgrounds get along well at my school.



▼ **2** from last survey

Favorable: **85%**

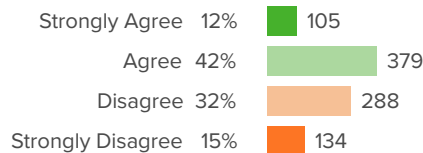
Q.4: The rules and expectations about how students should behave at my school are fair.



▼ **3** from last survey

Favorable: **85%**

Q.5: The rules and expectations about student behavior are enforced equally by staff.



▼ **6** from last survey

Favorable: **53%**



Home-School Communication

Your average

88%

908 responses

Change

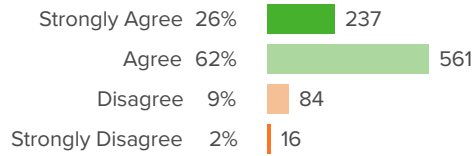
▼ 2

since last survey

District average: **93%** Washoe County School District

How did people respond?

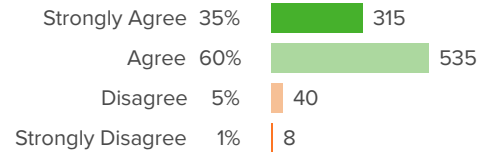
Q.1: Staff at my school believe that parents are partners in the educational process.



▼ 2 from last survey

Favorable: **89%**

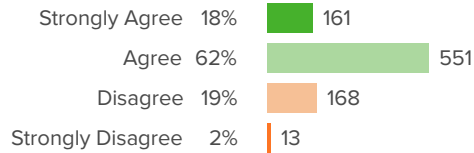
Q.2: My school is welcoming to parents.



▲ 0 from last survey

Favorable: **95%**

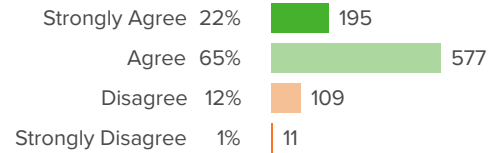
Q.3: Staff at my school are expected to provide parents with ways to support their child's learning at home.



▼ 5 from last survey

Favorable: **80%**

Q.4: Staff at my school frequently update parents/guardians about their child's progress in their classrooms.



▼ 2 from last survey

Favorable: **87%**



Parent Involvement

Your average

24%

908 responses

Change

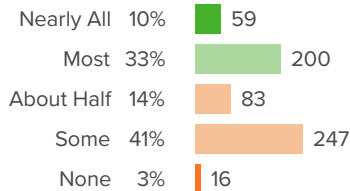
▼ **4**

since last survey

District average: **51%** Washoe County School District

How did people respond?

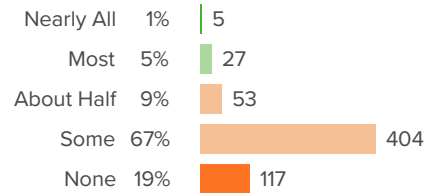
Q.1: How many of your students' parents/guardians support your teaching efforts?



▼ **5** from last survey

Favorable: **43%**

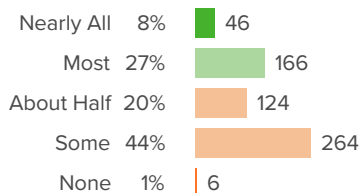
Q.2: How many of your students' parents/guardians have asked you about ways they can support their child's learning at home?



▼ **2** from last survey

Favorable: **5%**

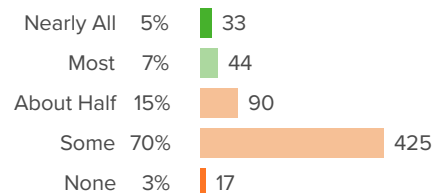
Q.3: How many of your students' parents/guardians know how well their child is doing in your class?



▼ **4** from last survey

Favorable: **35%**

Q.4: How many of your students' parents have you met?



▼ **4** from last survey

Favorable: **13%**



Quality of WCSD

Your average

54%

908 responses

Change

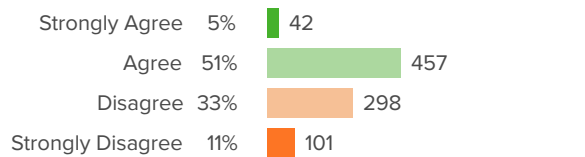
▼ **5**

since last survey

District average: **56%** Washoe County School District

How did people respond?

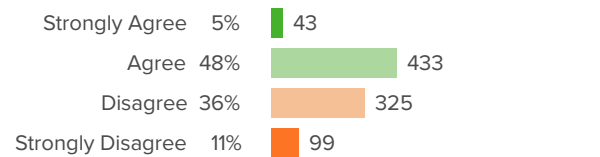
Q.1: I believe that most students who graduate from Washoe County School District are nationally competitive in the job market.



▼ **8** from last survey

Favorable: **56%**

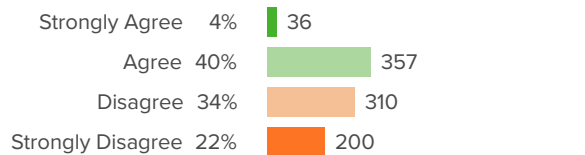
Q.2: I believe that most students who graduate from Washoe County School District are nationally competitive for college admissions.



▼ **8** from last survey

Favorable: **53%**

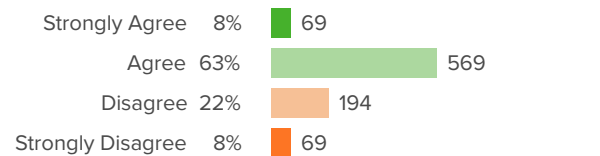
Q.3: I feel like my work is valued by this District.



▼ **8** from last survey

Favorable: **44%**

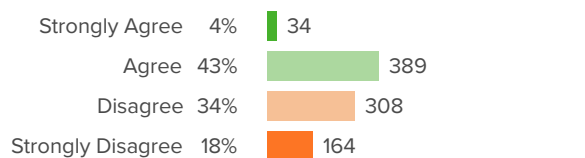
Q.4: The District keeps me well-informed about changes in policies and initiatives that affect me.



▲ **2** from last survey

Favorable: **71%**

Q.5: Overall, I feel optimistic about the direction Washoe County School District is headed.



▼ **2** from last survey

Favorable: **47%**



Safety

Your average

87%

908 responses

Change

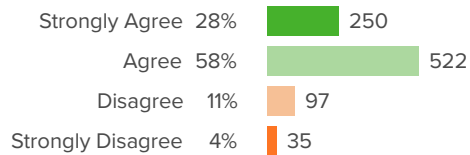
▼ **4**

since last survey

District average: **87%** Washoe County School District

How did people respond?

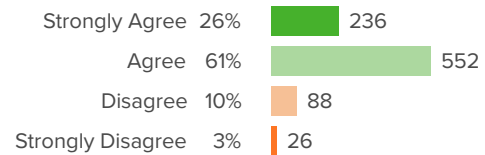
Q.1: I feel safe inside my school.



▼ **7** from last survey

Favorable: **85%**

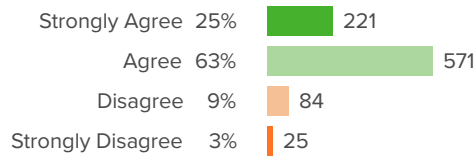
Q.2: I feel safe outside around my school.



▼ **5** from last survey

Favorable: **87%**

Q.3: I feel safe leaving my school even when I am there late or on the weekends.



▼ **2** from last survey

Favorable: **88%**



Social Emotional Learning

Your average

78%

908 responses

Change

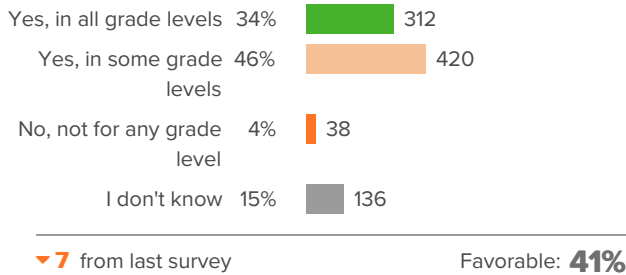
▼ 5

since last survey

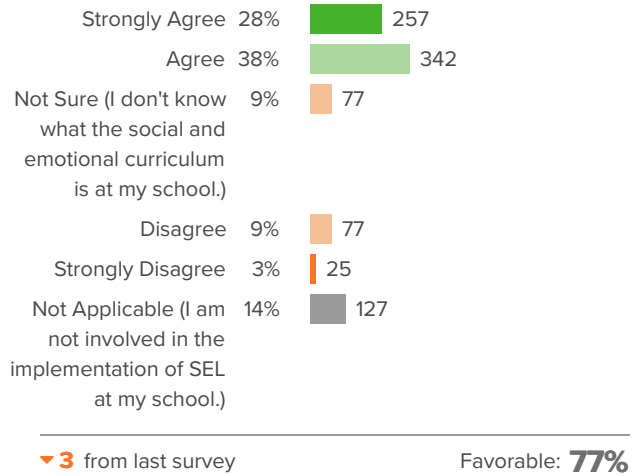
District average: **85%** Washoe County School District

How did people respond?

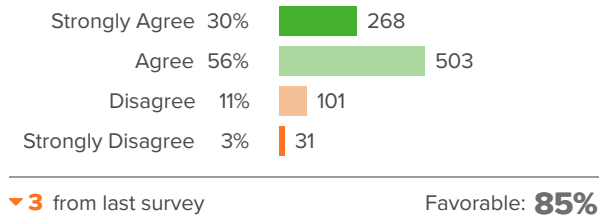
Q.1: Does your school follow an established written social and emotional learning curriculum?



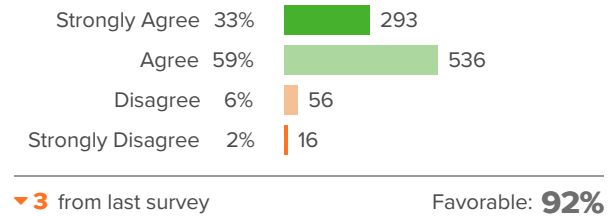
Q.2: I feel confident in my ability to implement the social and emotional learning curriculum that has been adopted at my school.



Q.3: The adults in this school interact with one another in a way that models social and emotional competence.

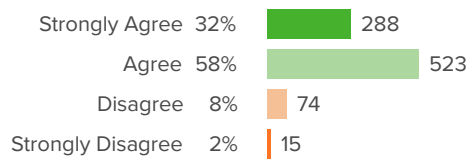


Q.4: The adults in this school are expected to actively promote students' social and emotional development.



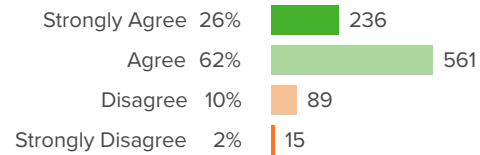


Q.5: All staff are expected to address students' social and emotional needs.



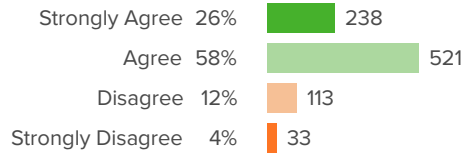
▼ 3 from last survey Favorable: **90%**

Q.6: The adults in this school interact with students in a way that supports students' social and emotional skills.



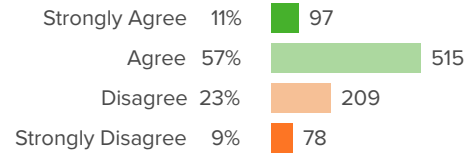
▼ 4 from last survey Favorable: **88%**

Q.7: The culture at my school supports social and emotional learning.



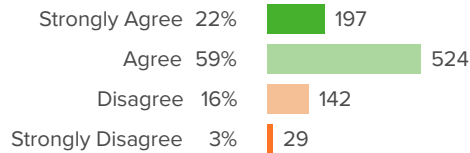
▼ 6 from last survey Favorable: **84%**

Q.8: The culture in the district supports the development of students' social and emotional skills.



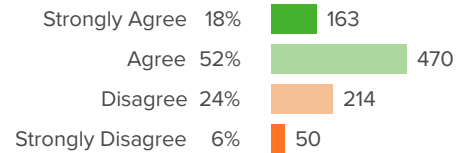
▼ 10 from last survey Favorable: **68%**

Q.9: My school has developed a vision for academic, social, and emotional learning.



▼ 6 from last survey Favorable: **81%**

Q.10: The vision for academic, social and emotional learning has been communicated to all school staff.



▼ 5 from last survey Favorable: **71%**



Staff Collaboration

Your average

77%

908 responses

Change

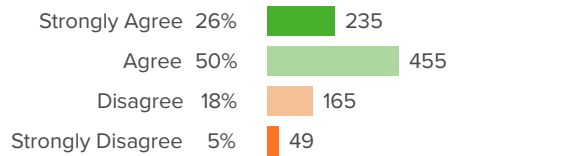
▼ **5**

since last survey

District average: **82%** Washoe County School District

How did people respond?

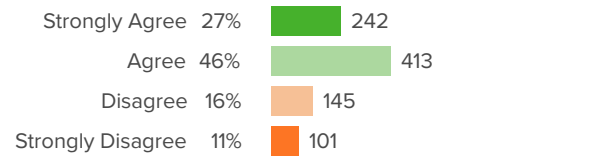
Q.1: There is a sense of teamwork among all school staff.



▼ 5 from last survey

Favorable: **76%**

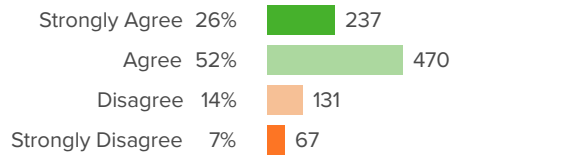
Q.2: The school leadership makes a sustained effort to address staff concerns.



▼ 5 from last survey

Favorable: **73%**

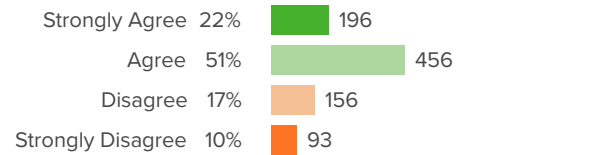
Q.3: Staff at my school are recognized and appreciated for good work.



▼ 6 from last survey

Favorable: **78%**

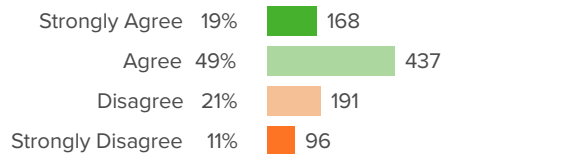
Q.4: The school leadership makes sure that staff are involved in making plans and decisions that affect this school.



▼ 5 from last survey

Favorable: **72%**

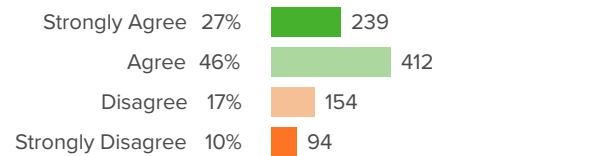
Q.5: The school leadership makes sure that my administrative duties do not interfere with my essential role of educating students.



▼ 4 from last survey

Favorable: **68%**

Q.6: I feel comfortable raising issues and concerns that are important to me at my school.

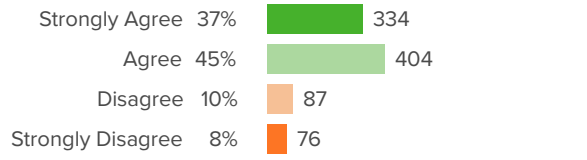


▼ 5 from last survey

Favorable: **72%**

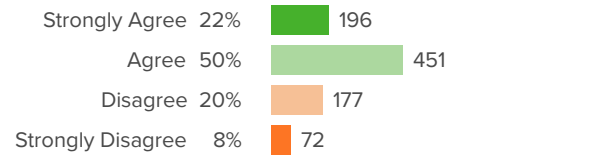


Q.7: I feel supported by my administrator.



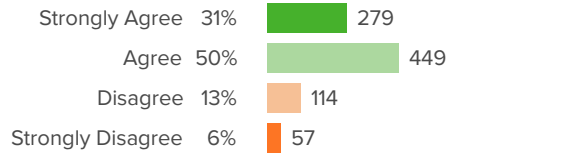
▼ **3** from last survey Favorable: **82%**

Q.8: My school provides me with the materials and resources needed to provide support for students of all abilities.



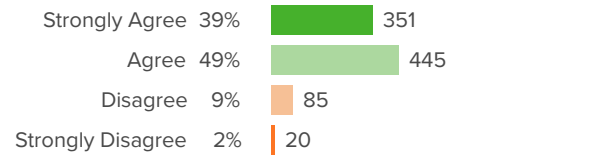
▼ **9** from last survey Favorable: **72%**

Q.9: I feel school leadership is clear about what my job is at this school.



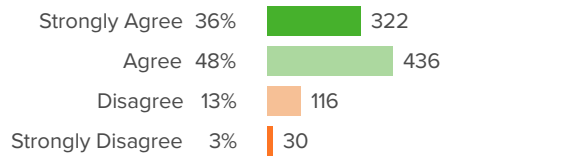
▼ **7** from last survey Favorable: **81%**

Q.10: Staff are proud to work at this school.



▼ **3** from last survey Favorable: **88%**

Q.11: I look forward to coming to this school every day.



▼ **4** from last survey Favorable: **84%**



Staff-Student Relationships

Your average

85%

908 responses

Change

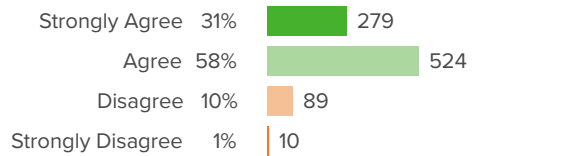
▼ 2

since last survey

District average: **91%** Washoe County School District

How did people respond?

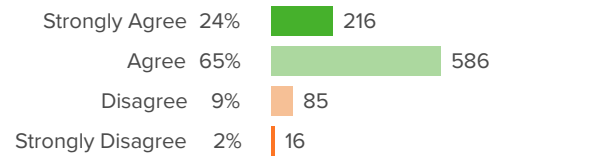
Q.1: Teachers and staff at my school care about every student.



▼ 1 from last survey

Favorable: **89%**

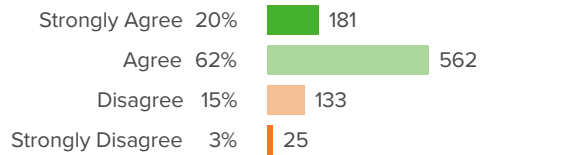
Q.2: Teachers and staff at my school listen to students' ideas and opinions.



▼ 1 from last survey

Favorable: **89%**

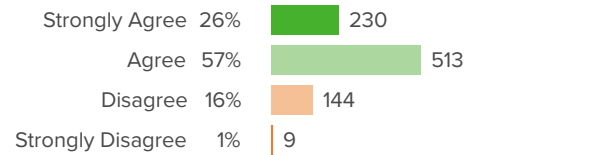
Q.3: Teachers and staff at my school talk openly to students about school issues.



▼ 3 from last survey

Favorable: **82%**

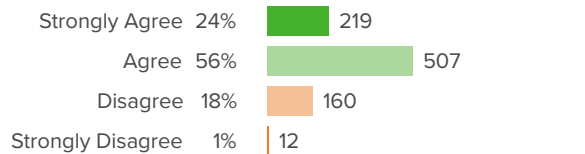
Q.4: Every single student at our school knows at least one staff member who would help them with a personal problem.



▼ 3 from last survey

Favorable: **83%**

Q.5: Every single student at our school knows at least one staff member who would care if they were not in school.



▼ 5 from last survey

Favorable: **81%**



Student Behaviors

Your average

67%

908 responses

Change

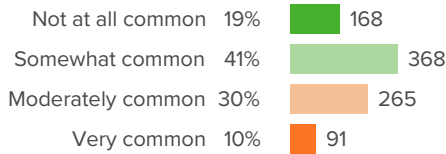
▼ **4**

since last survey

District average: **81%** Washoe County School District

How did people respond?

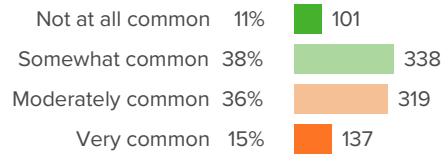
Q.1: How common are the following behaviors at this school? Student alcohol use



▼ **3** from last survey

Favorable: **60%**

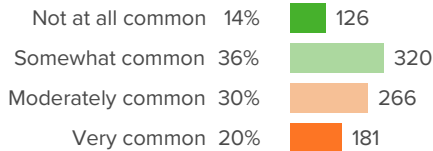
Q.2: How common are the following behaviors at this school? Student drug use



▼ **5** from last survey

Favorable: **49%**

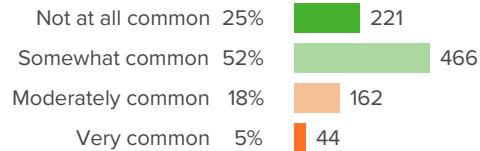
Q.3: How common are the following behaviors at this school? Student tobacco use



▼ **4** from last survey

Favorable: **50%**

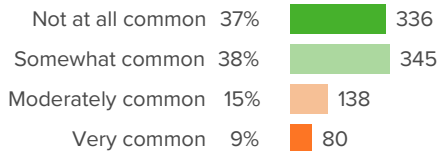
Q.4: How common are the following behaviors at this school? Harassment or bullying among students



▼ **2** from last survey

Favorable: **77%**

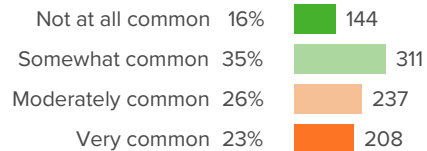
Q.5: How common are the following behaviors at this school? Physical fighting between students



▼ **5** from last survey

Favorable: **76%**

Q.6: How common are the following behaviors at this school? Disruptive student behavior

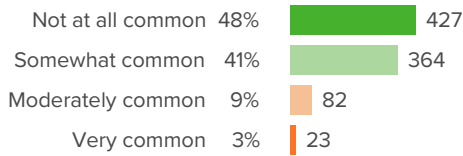


▼ **2** from last survey

Favorable: **51%**

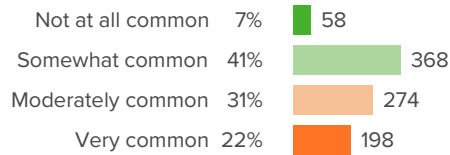


Q.7: How common are the following behaviors at this school? Racial/ethnic conflict among students



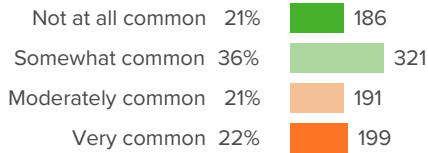
▼ **1** from last survey Favorable: **88%**

Q.8: How common are the following behaviors at this school? Student depression or other mental health problems



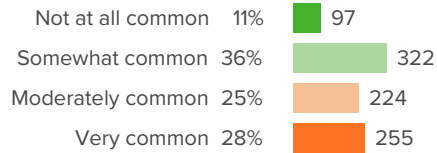
▼ **10** from last survey Favorable: **47%**

Q.9: How common are the following behaviors at this school? Lack of respect of staff by students



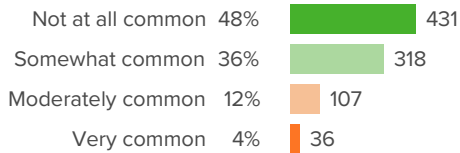
▼ **4** from last survey Favorable: **57%**

Q.10: How common are the following behaviors at this school? Cutting classes or being truant



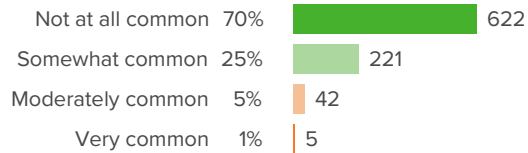
▼ **3** from last survey Favorable: **47%**

Q.11: How common are the following behaviors at this school? Gang-related activity



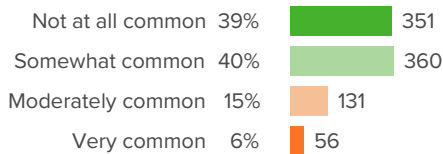
▼ **6** from last survey Favorable: **84%**

Q.12: How common are the following behaviors at this school? Weapons possession



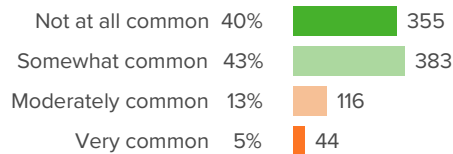
▼ **1** from last survey Favorable: **95%**

Q.13: How common are the following behaviors at this school? Vandalism (including graffiti)



▼ **9** from last survey Favorable: **79%**

Q.14: How common are the following behaviors at this school? Theft



▼ **3** from last survey Favorable: **82%**



Work Stress

Your average

67%

908 responses

Change

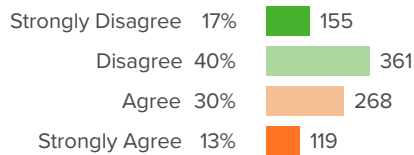
▼ **5**

since last survey

District average: **69%** Washoe County School District

How did people respond?

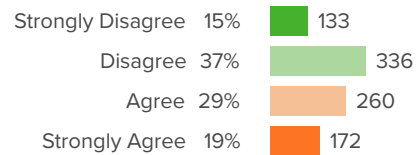
Q.1: I feel tense, restless, or anxious at work.



▼ **7** from last survey

Favorable: **57%**

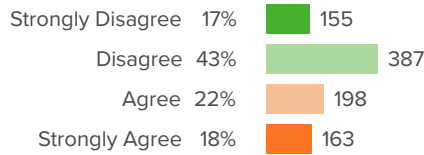
Q.2: I feel burnt out.



▼ **8** from last survey

Favorable: **52%**

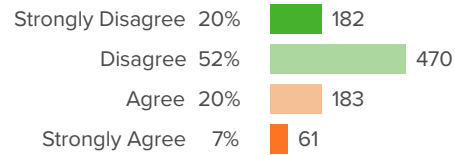
Q.3: With this work pace I don't think I'll make it to the retiring age.



▼ **2** from last survey

Favorable: **60%**

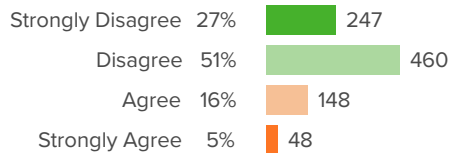
Q.4: I'm disappointed in our staff's ways of handling our shared affairs.



▼ **5** from last survey

Favorable: **73%**

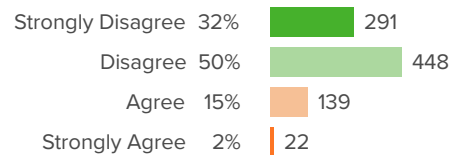
Q.5: I often feel like an outsider in my work community.



▼ **3** from last survey

Favorable: **78%**

Q.6: I often feel I have failed in my work with students.

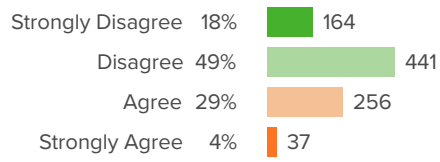


▼ **5** from last survey

Favorable: **82%**



Q.7: Dealing with problem situations concerning students often upsets me.



▼ 5 from last survey

Favorable: **67%**