



# High Schools

Parent Climate Survey  
2019-20



Report created by  
Panorama Education

## Summary

Topic Description	Results	Comparison
<b>Communication with School</b>	<b>82%</b> ▼1 since last survey	<b>87%</b> Washoe County School District
<b>Family Efficacy</b> How confident families are with regard to key parenting skills.	<b>66%</b> ▼4 since last survey	<b>73%</b> Washoe County School District
<b>Learning Behaviors</b> Families' perceptions of their child's learning-related behaviors.	<b>56%</b> ▼2 since last survey	<b>60%</b> Washoe County School District
<b>Physical Safety</b>	<b>85%</b> ▼2 since last survey	<b>90%</b> Washoe County School District
<b>Quality Education</b>	<b>82%</b> ▲1 since last survey	<b>86%</b> Washoe County School District
<b>Relationships / Respect</b>	<b>80%</b> ▼1 since last survey	<b>87%</b> Washoe County School District
<b>School Fit</b> Families' perceptions of how well a school matches their child's developmental needs.	<b>55%</b> ▼2 since last survey	<b>64%</b> Washoe County School District
<b>Supportive Place</b>	<b>76%</b>	<b>83%</b> Washoe County School District

536 responses

## Communication with School

Your average

**82%**

536 responses

Change

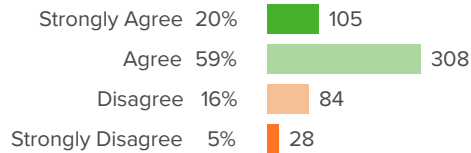
▼ **1**

since last survey

District average: **87%** Washoe County School District

### How did people respond?

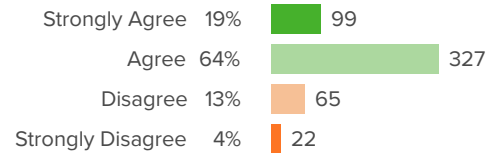
#### Q.1: I am kept informed about my child's ongoing learning and progress.



▲ 0 from last survey

Favorable: **79%**

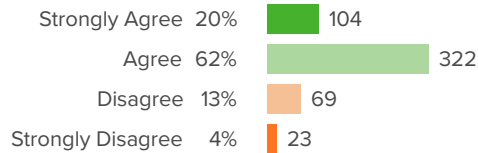
#### Q.2: My child's teacher(s) are available to discuss my child's learning needs with me.



▲ 0 from last survey

Favorable: **83%**

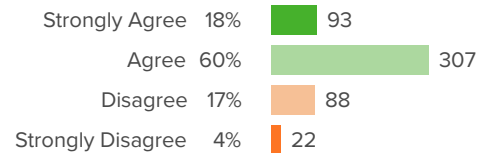
#### Q.3: I am kept informed about my child's behavior.



▼ 3 from last survey

Favorable: **82%**

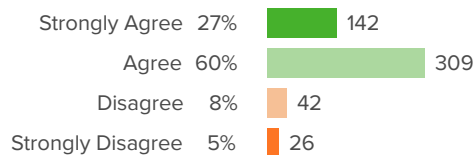
#### Q.4: I am satisfied with the opportunities for me to be involved in my child's school.



▼ 3 from last survey

Favorable: **78%**

#### Q.5: Teachers at my child's school update grades and assignments on the Infinite Campus Parent Portal at least twice a month.



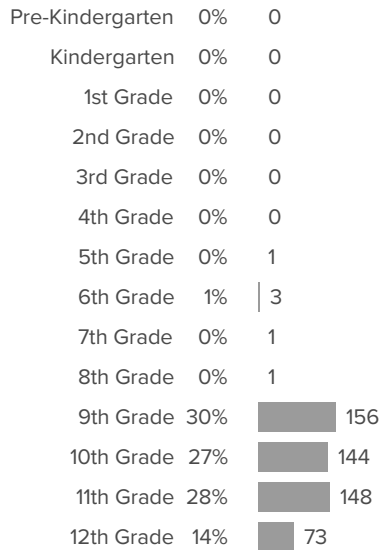
▼ 1 from last survey

Favorable: **87%**

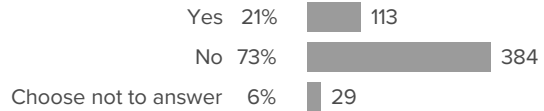
# Demographics

## How did people respond?

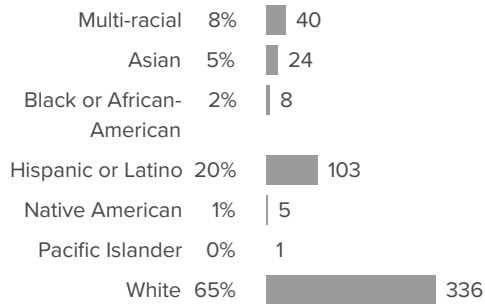
### Q.1: What grade is your child currently in at this school? (Please select only ONE)



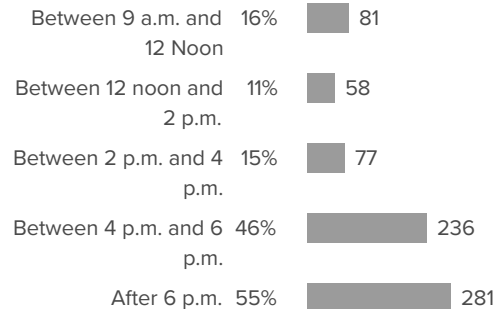
### Q.2: Does your child receive free or reduced price lunch?



### Q.3: What is your race or ethnicity? (Please select only ONE.)

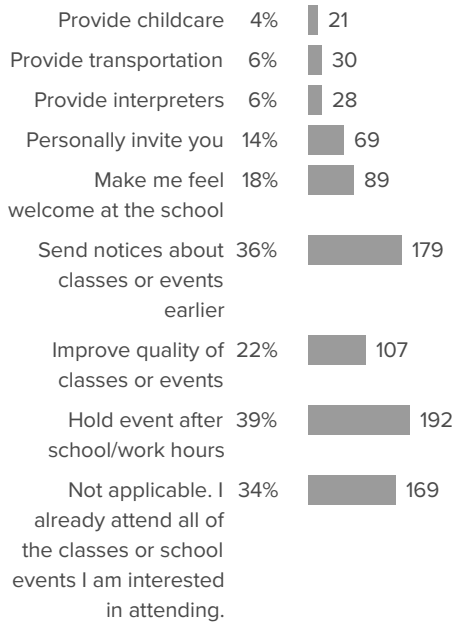


### Q.4: What is the best time of day for you to attend school workshops or events? (Please SELECT ALL THAT APPLY)





**Q.5: What can your child's school do to help make it easier to attend classes or events that might interest you? (Please SELECT ALL THAT APPLY)**



# Family Efficacy

Your average

**66%**

536 responses

Change

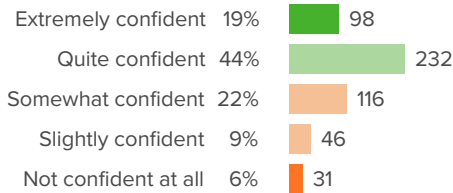
▼ **4**

since last survey

District average: **73%** Washoe County School District

## How did people respond?

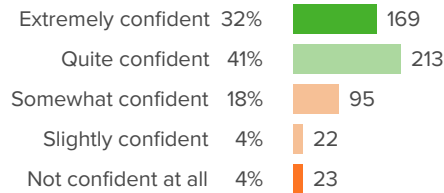
### Q.1: How confident are you that you can help your child develop good friendships?



▼ **5** from last survey

Favorable: **63%**

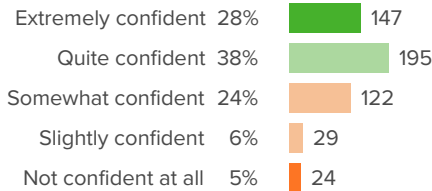
### Q.2: How confident are you in your ability to make choices about your child's schooling?



▼ **6** from last survey

Favorable: **73%**

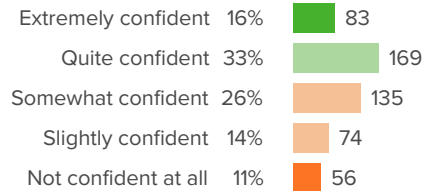
### Q.3: How confident are you that you can motivate your child to try hard in school?



▼ **7** from last survey

Favorable: **66%**

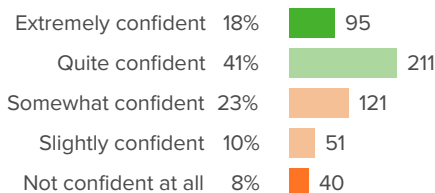
### Q.4: How confident are you in your ability to connect with other parents?



▼ **4** from last survey

Favorable: **49%**

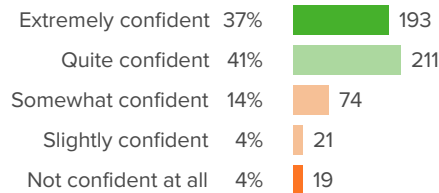
### Q.5: How confident are you in your ability to make sure your child's school meets your child's learning needs?



▲ **1** from last survey

Favorable: **59%**

### Q.6: How confident are you in your ability to support your child's learning at home?

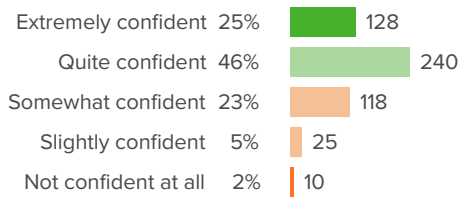


▼ **2** from last survey

Favorable: **78%**



**Q.7: How confident are you in your ability to help your child deal with his/her emotions appropriately?**



▼ **6** from last survey

Favorable: **71%**

# Learning Behaviors

Your average

**56%**

536 responses

Change

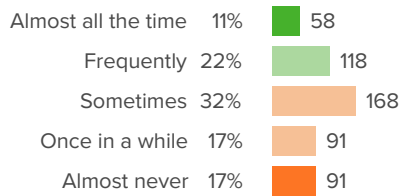
▼ **2**

since last survey

District average: **60%** Washoe County School District

## How did people respond?

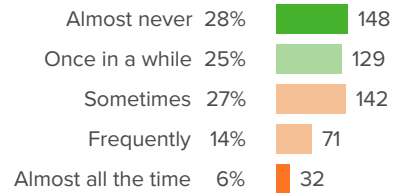
### Q.1: How often does your child read for fun?



▼ **2** from last survey

Favorable: **33%**

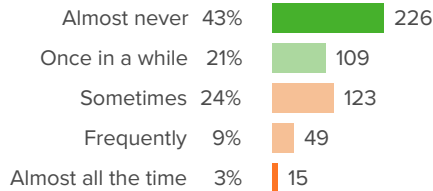
### Q.2: How often does your child struggle to get organized for school?



▼ **1** from last survey

Favorable: **53%**

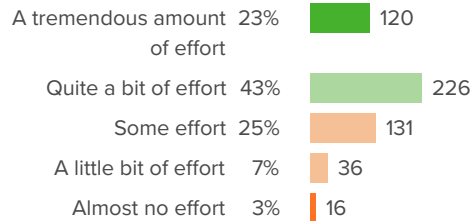
### Q.3: How often does your child give up on learning activities that s/he finds hard?



▼ **4** from last survey

Favorable: **64%**

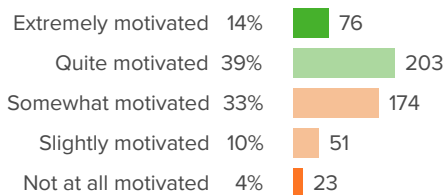
### Q.4: How much effort does your child put into school-related tasks?



▼ **2** from last survey

Favorable: **65%**

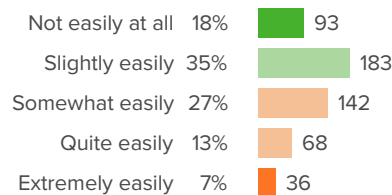
### Q.5: How motivated is your child to learn the topics covered in class?



▼ **3** from last survey

Favorable: **53%**

### Q.6: When working on school activities at home, how easily is your child distracted?



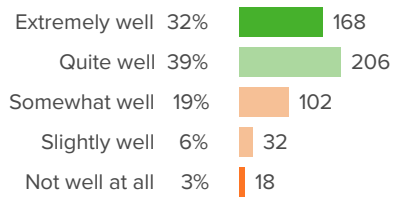
▼ **2** from last survey

Favorable: **53%**





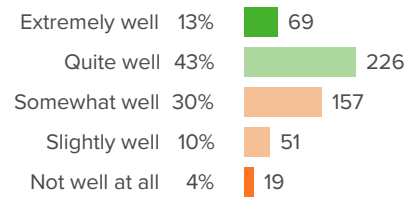
**Q.7: On average, how well does your child work independently on learning activities at home?**



▼ **1** from last survey

Favorable: **71%**

**Q.8: In general, how well does your child learn from feedback about his/her work?**



▼ **2** from last survey

Favorable: **57%**

# Physical Safety

Your average

**85%**

536 responses

Change

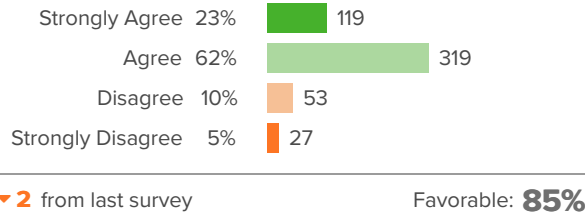
▼ **2**

since last survey

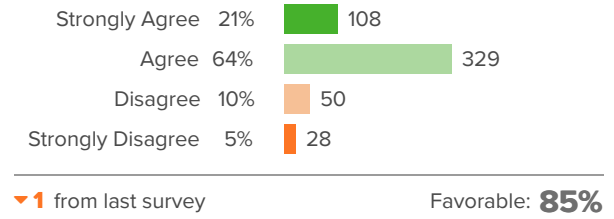
District average: **90%** Washoe County School District

## How did people respond?

### Q.1: My child feels safe inside the school building.



### Q.2: My child feels safe outside, on the school grounds.



# Quality Education

Your average

**82%**

536 responses

Change

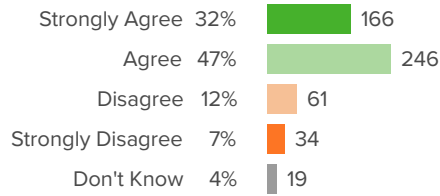
**▲ 1**

since last survey

District average: **86%** Washoe County School District

## How did people respond?

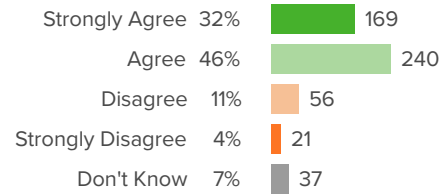
**Q.1: My child is receiving the kind of instruction that is appropriate for his or her abilities.**



▼ 1 from last survey

Favorable: **81%**

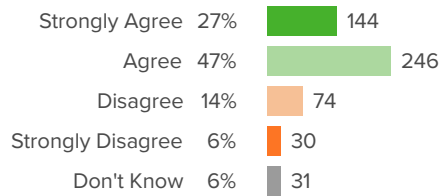
**Q.2: My child's teacher(s) set high expectations for my child's individual learning.**



▲ 1 from last survey

Favorable: **84%**

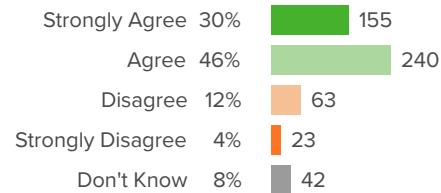
**Q.3: My child's teacher(s) provide my child with all of the accommodations needed to do well in his or her classes.**



▲ 0 from last survey

Favorable: **79%**

**Q.4: If my child needs extra help, the teacher(s) are available.**



▲ 1 from last survey

Favorable: **82%**

# Relationships / Respect

Your average

**80%**

536 responses

Change

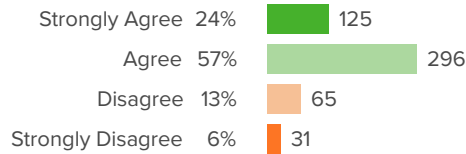
▼ **1**

since last survey

District average: **87%** Washoe County School District

## How did people respond?

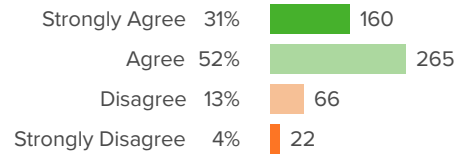
### Q.1: Staff at my child's school really care about my child.



▼ **1** from last survey

Favorable: **81%**

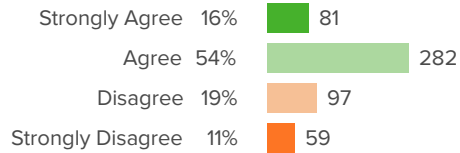
### Q.2: My child has at least one staff member at the school in whom they can confide.



▼ **3** from last survey

Favorable: **83%**

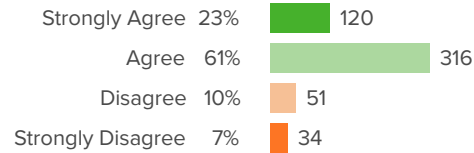
### Q.3: The rules and expectations for behavior are the same for every student at my child's school.



▼ **1** from last survey

Favorable: **70%**

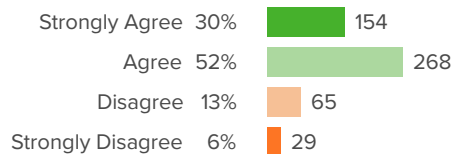
### Q.4: My child is treated fairly by all teachers and staff, no matter his or her race, cultural, or family background.



▼ **1** from last survey

Favorable: **84%**

### Q.5: I have at least one staff member I can contact when I want to discuss my child's education.



▼ **1** from last survey

Favorable: **82%**

## School Fit

Your average

**55%**

536 responses

Change

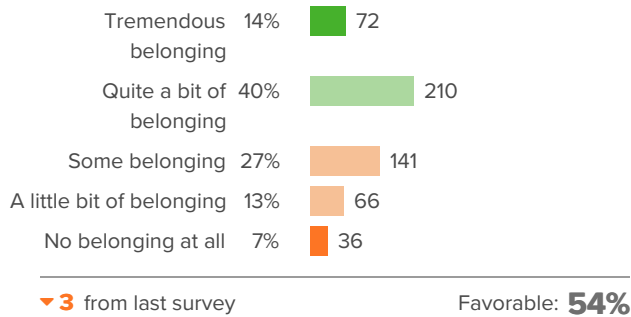
▼ **2**

since last survey

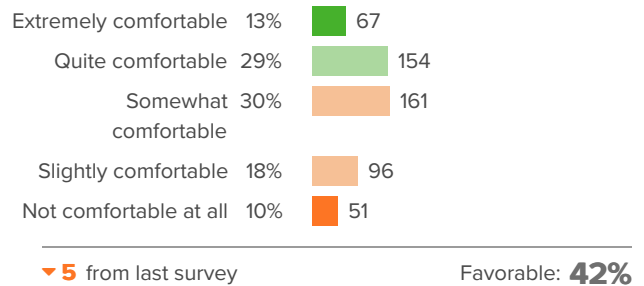
District average: **64%** Washoe County School District

### How did people respond?

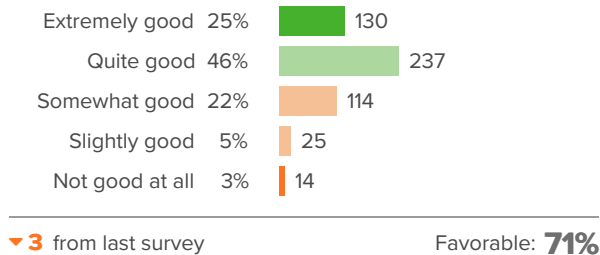
#### Q.1: How much of a sense of belonging does your child feel at his/her school?



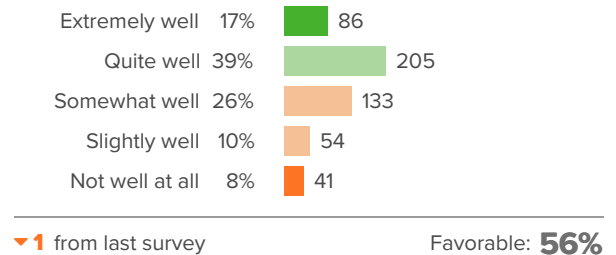
#### Q.2: How comfortable is your child in asking for help from school adults?



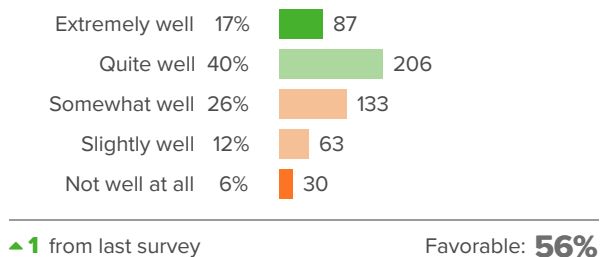
#### Q.3: Given your child's cultural background, how good a fit is his/her school?



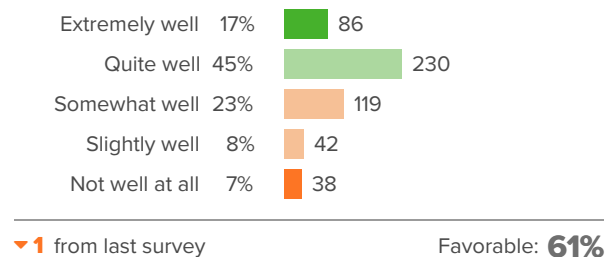
#### Q.4: How well do you feel your child's school is preparing him/her for his/her next academic year?



#### Q.5: How well do the activities offered at your child's school match his/her interests?

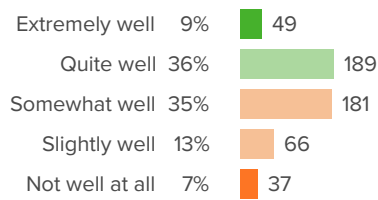


#### Q.6: At your child's school, how well does the overall approach to discipline work for your child?





**Q.7: How well do the teaching styles of your child's teachers match your child's learning style?**



▲ 0 from last survey

Favorable: **46%**

# Supportive Place

Your average

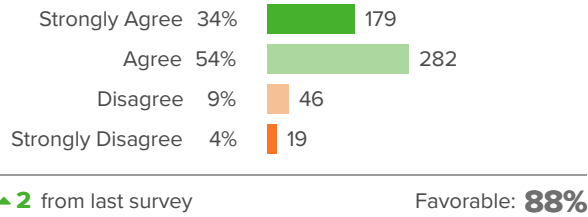
**76%**

536 responses

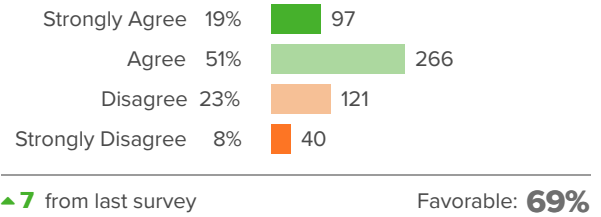
District average: **83%** Washoe County School District

## How did people respond?

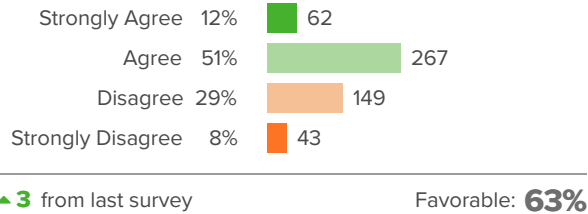
### Q.1: School employees make me feel welcome at my child's school.



### Q.2: School staff and I work together to create goals for my child.



### Q.3: My child's school seeks parent input about how to make the school better.



### Q.4: The principal makes decisions that are in the best interest of all the children at this school.

