



Elementary Schools

WCSD School Climate and Safety Staff Survey
2019-20



Report created by
Panorama Education



Summary

Topic Description	Results	Comparison
ELA Textbook Adoption	48%	48% Washoe County School District
Early Release Wednesdays	80% 0 since last survey	78% Washoe County School District
Expectations of Success	95% 0 since last survey	93% Washoe County School District
Fairness and Respect	88% ▲2 since last survey	84% Washoe County School District
Home-School Communication	96% 0 since last survey	93% Washoe County School District
Parent Involvement	70% ▲2 since last survey	51% Washoe County School District
Quality of WCSD	58% ▼2 since last survey	56% Washoe County School District
Safety	87% 0 since last survey	87% Washoe County School District



Social Emotional Learning

87%

0

since last survey

85%

Washoe County School District

Staff Collaboration

85%

▲2

since last survey

82%

Washoe County School District

Staff-Student Relationships

94%

0

since last survey

91%

Washoe County School District

Student Behaviors

90%

0

since last survey

81%

Washoe County School District

Work Stress

69%

▼2

since last survey

69%

Washoe County School District

1,793 responses



ELA Textbook Adoption

Your average

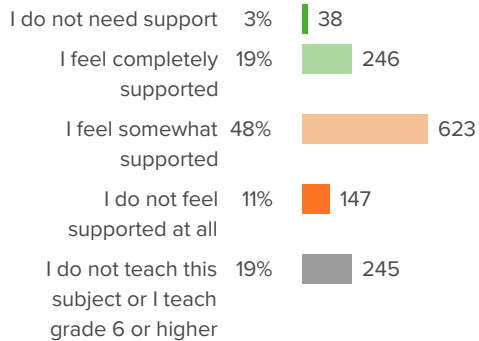
48%

1,793 responses

District average: **48%** Washoe County School District

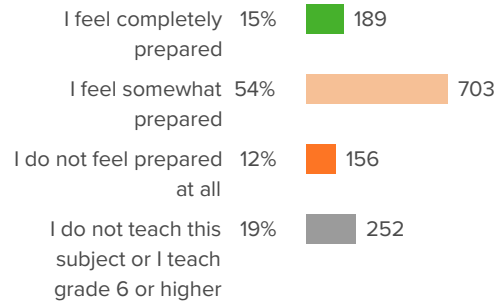
How did people respond?

Q.1: How supported do you feel this year to use the new ELA instructional materials (Benchmark) to teach the ELA Nevada Academic Content Standards?



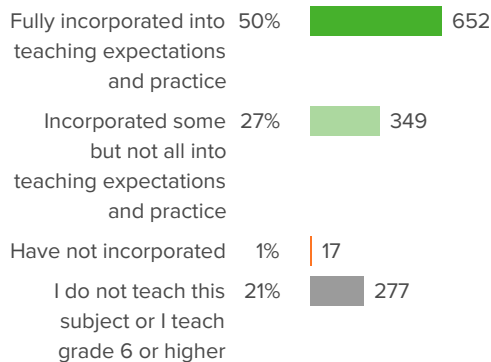
Favorable: **27%**

Q.2: How prepared do you feel to use the new ELA instructional materials (Benchmark) to teach the ELA Nevada Academic Content Standards?



Favorable: **18%**

Q.3: To what extent have you incorporated the new ELA instructional materials (Benchmark) into your teaching practice?



Favorable: **98%**



Early Release Wednesdays

Your average

80%

1,793 responses

Change

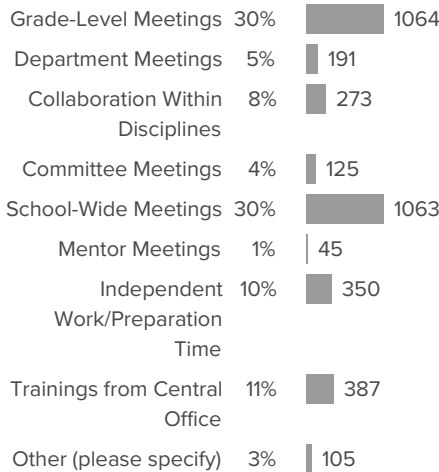
0

since last survey

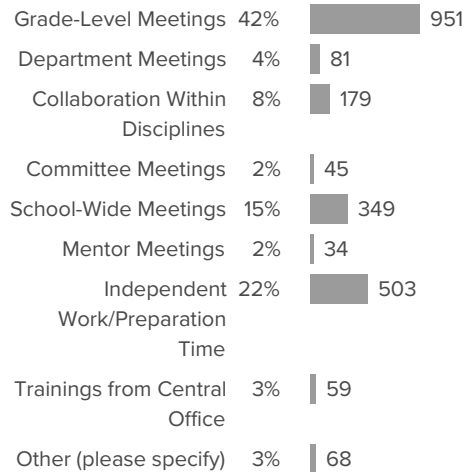
District average: **78%** Washoe County School District

How did people respond?

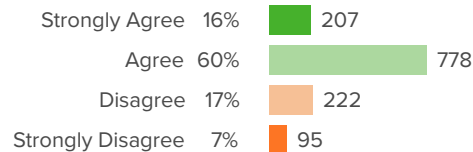
Q.1: How are you using the time provided on early release Wednesdays? (please select up to three options)



Q.2: Of those you selected, what, if any, are the most helpful to you? (Please select up to 3 options)



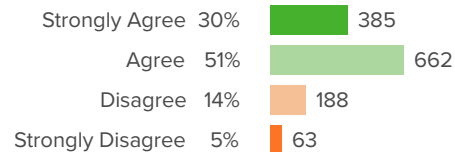
Q.3: I am satisfied with the amount of time provided on early release Wednesdays.



▼ **2** from last survey

Favorable: **76%**

Q.4: The time provided for early release Wednesdays is used productively.

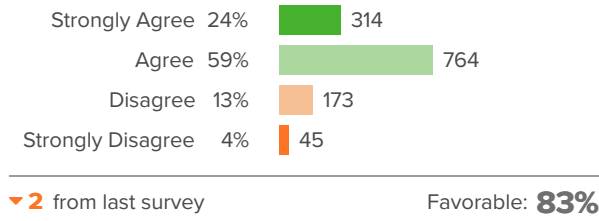


▲ **2** from last survey

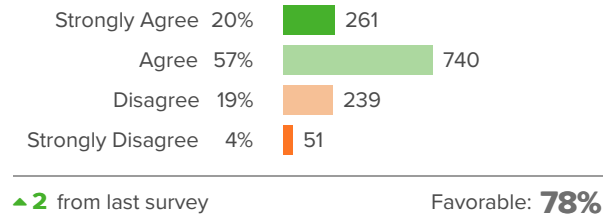
Favorable: **81%**



Q.5: I apply the knowledge that I gain from participation in early release Wednesdays in my classroom practice.



Q.6: The discussion focus of early release Wednesdays is consistent over time.





Expectations of Success

Your average

95%

1,793 responses

Change

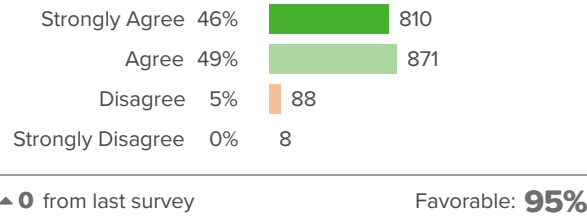
0

since last survey

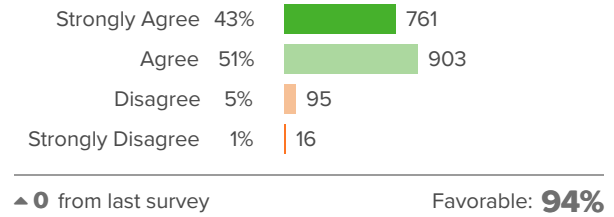
District average: **93%** Washoe County School District

How did people respond?

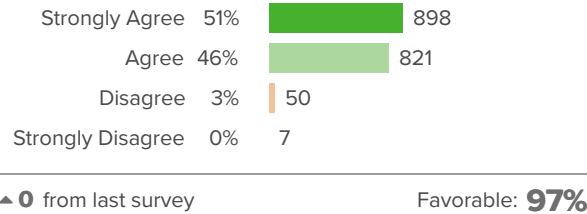
Q.1: Staff at my school set high expectations for students' achievement.



Q.2: Staff at my school work hard to motivate students who show low interest in school work.



Q.3: Staff at my school work hard to make sure that students stay in school.





Fairness and Respect

Your average

88%

1,793 responses

Change

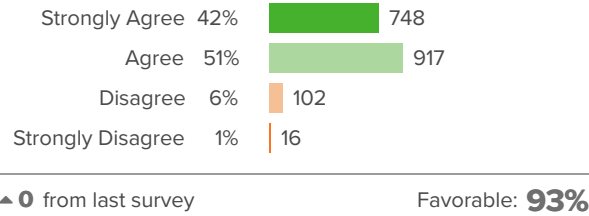
▲ 2

since last survey

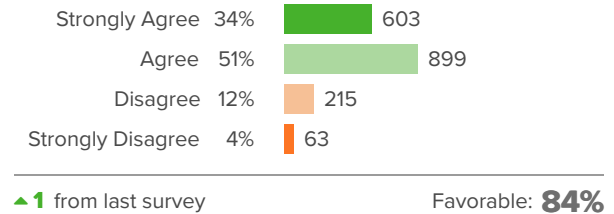
District average: **84%** Washoe County School District

How did people respond?

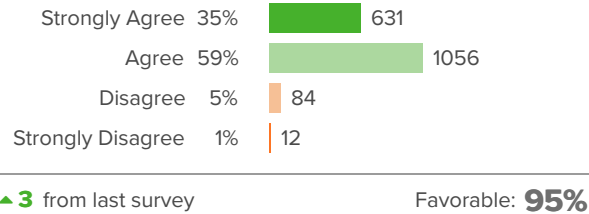
Q.1: Staff respect all students at my school.



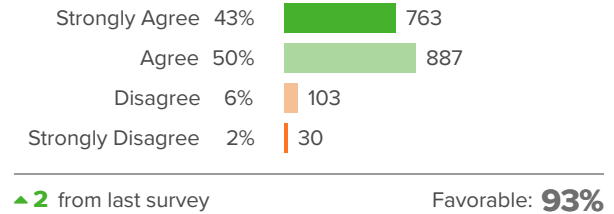
Q.2: Staff are professional when speaking of each other and/or administrators.



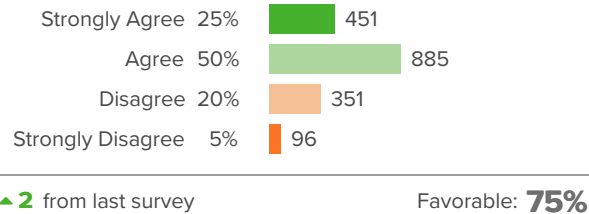
Q.3: Students of different social backgrounds get along well at my school.



Q.4: The rules and expectations about how students should behave at my school are fair.



Q.5: The rules and expectations about student behavior are enforced equally by staff.





Home-School Communication

Your average

96%

1,793 responses

Change

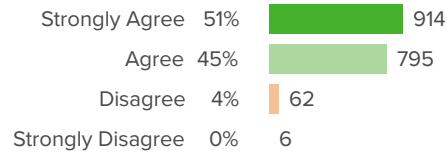
0

since last survey

District average: **93%** Washoe County School District

How did people respond?

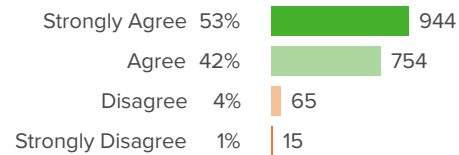
Q.1: Staff at my school believe that parents are partners in the educational process.



▲ **0** from last survey

Favorable: **96%**

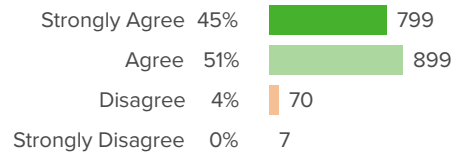
Q.2: My school is welcoming to parents.



▲ **0** from last survey

Favorable: **96%**

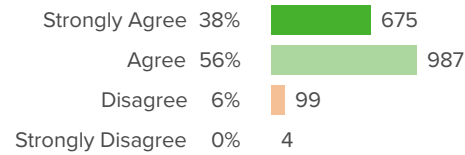
Q.3: Staff at my school are expected to provide parents with ways to support their child's learning at home.



▲ **1** from last survey

Favorable: **96%**

Q.4: Staff at my school frequently update parents/guardians about their child's progress in their classrooms.



▼ **1** from last survey

Favorable: **94%**



Parent Involvement

Your average

70%

1,793 responses

Change

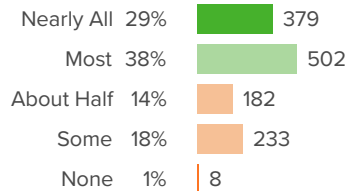
▲ 2

since last survey

District average: **51%** Washoe County School District

How did people respond?

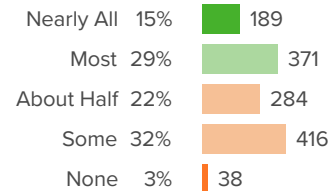
Q.1: How many of your students' parents/guardians support your teaching efforts?



▲ 3 from last survey

Favorable: **68%**

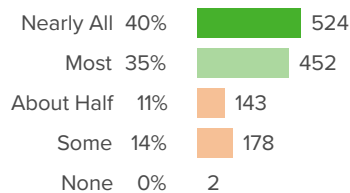
Q.2: How many of your students' parents/guardians have asked you about ways they can support their child's learning at home?



▲ 2 from last survey

Favorable: **43%**

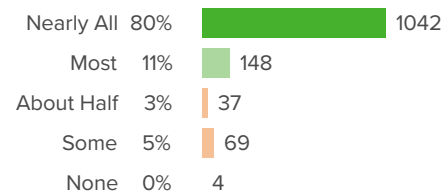
Q.3: How many of your students' parents/guardians know how well their child is doing in your class?



▲ 1 from last survey

Favorable: **75%**

Q.4: How many of your students' parents have you met?



▲ 0 from last survey

Favorable: **92%**



Quality of WCSD

Your average

58%

1,793 responses

Change

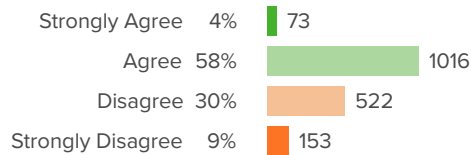
▼ 2

since last survey

District average: **56%** Washoe County School District

How did people respond?

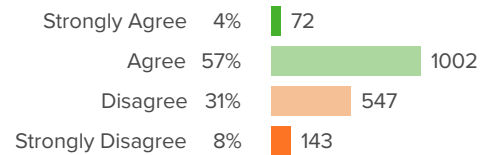
Q.1: I believe that most students who graduate from Washoe County School District are nationally competitive in the job market.



▼ 4 from last survey

Favorable: **62%**

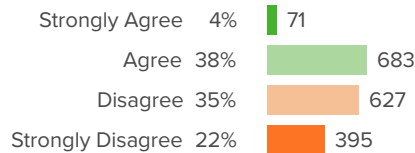
Q.2: I believe that most students who graduate from Washoe County School District are nationally competitive for college admissions.



▼ 5 from last survey

Favorable: **61%**

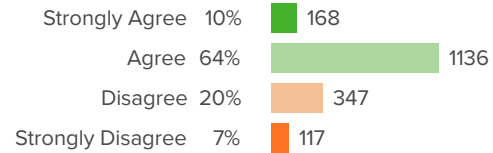
Q.3: I feel like my work is valued by this District.



▼ 5 from last survey

Favorable: **42%**

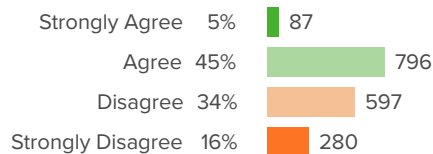
Q.4: The District keeps me well-informed about changes in policies and initiatives that affect me.



▲ 2 from last survey

Favorable: **74%**

Q.5: Overall, I feel optimistic about the direction Washoe County School District is headed.



▲ 1 from last survey

Favorable: **50%**



Safety

Your average

87%

1,793 responses

Change

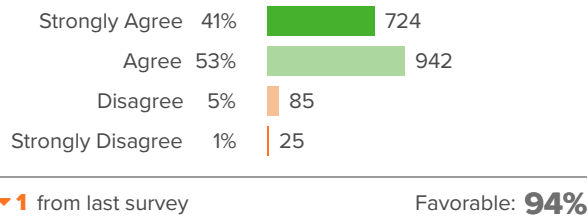
0

since last survey

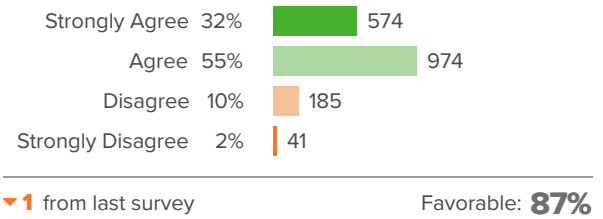
District average: **87%** Washoe County School District

How did people respond?

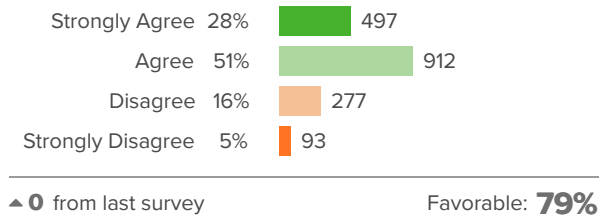
Q.1: I feel safe inside my school.



Q.2: I feel safe outside around my school.



Q.3: I feel safe leaving my school even when I am there late or on the weekends.





Social Emotional Learning

Your average

87%

1,793 responses

Change

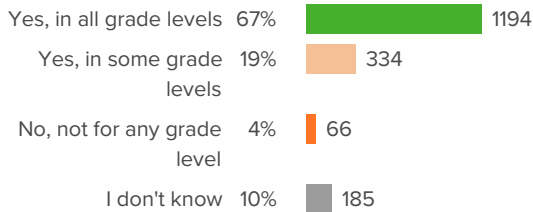
0

since last survey

District average: **85%** Washoe County School District

How did people respond?

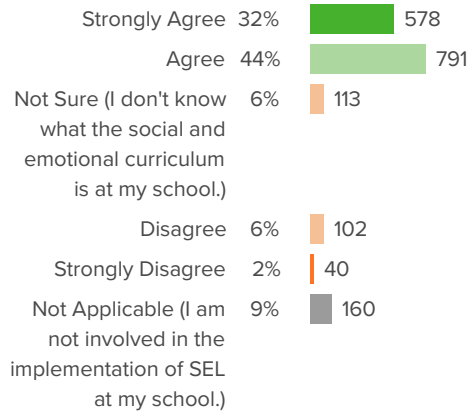
Q.1: Does your school follow an established written social and emotional learning curriculum?



▲ 9 from last survey

Favorable: **75%**

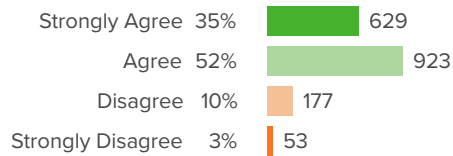
Q.2: I feel confident in my ability to implement the social and emotional learning curriculum that has been adopted at my school.



▲ 0 from last survey

Favorable: **84%**

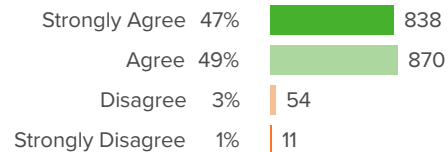
Q.3: The adults in this school interact with one another in a way that models social and emotional competence.



▲ 0 from last survey

Favorable: **87%**

Q.4: The adults in this school are expected to actively promote students' social and emotional development.

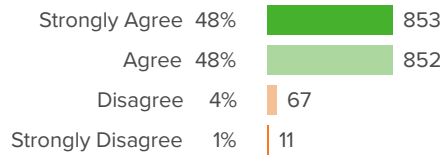


▲ 0 from last survey

Favorable: **96%**

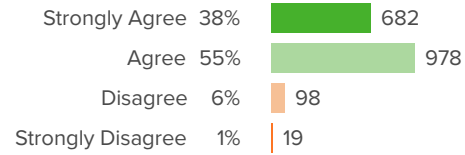


Q.5: All staff are expected to address students' social and emotional needs.



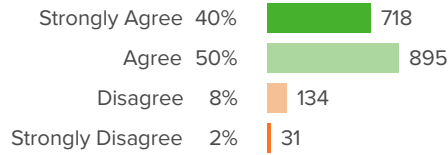
▲ 0 from last survey Favorable: **96%**

Q.6: The adults in this school interact with students in a way that supports students' social and emotional skills.



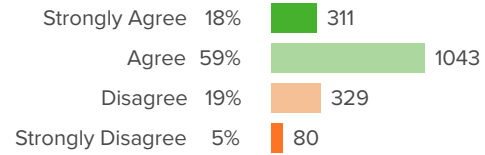
▼ 1 from last survey Favorable: **93%**

Q.7: The culture at my school supports social and emotional learning.



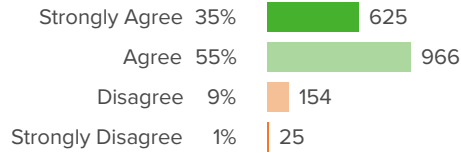
▲ 0 from last survey Favorable: **91%**

Q.8: The culture in the district supports the development of students' social and emotional skills.



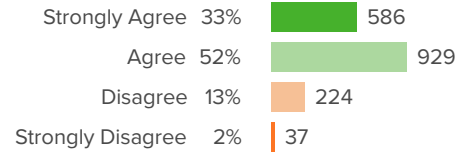
▼ 6 from last survey Favorable: **77%**

Q.9: My school has developed a vision for academic, social, and emotional learning.



▲ 0 from last survey Favorable: **90%**

Q.10: The vision for academic, social and emotional learning has been communicated to all school staff.



▲ 1 from last survey Favorable: **85%**



Staff Collaboration

Your average

85%

1,793 responses

Change

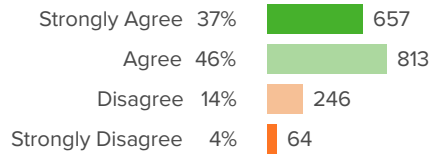
▲ 2

since last survey

District average: **82%** Washoe County School District

How did people respond?

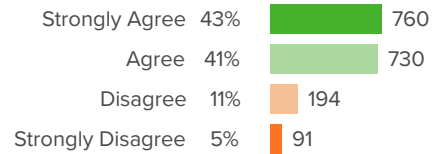
Q.1: There is a sense of teamwork among all school staff.



▲ 1 from last survey

Favorable: **83%**

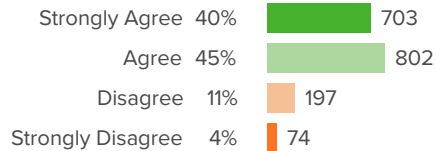
Q.2: The school leadership makes a sustained effort to address staff concerns.



▲ 3 from last survey

Favorable: **84%**

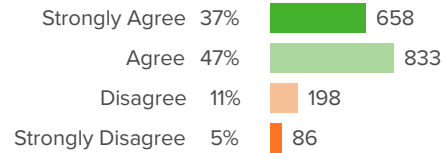
Q.3: Staff at my school are recognized and appreciated for good work.



▲ 3 from last survey

Favorable: **85%**

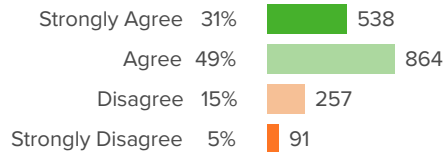
Q.4: The school leadership makes sure that staff are involved in making plans and decisions that affect this school.



▲ 4 from last survey

Favorable: **84%**

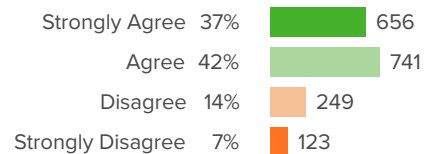
Q.5: The school leadership makes sure that my administrative duties do not interfere with my essential role of educating students.



▲ 0 from last survey

Favorable: **80%**

Q.6: I feel comfortable raising issues and concerns that are important to me at my school.

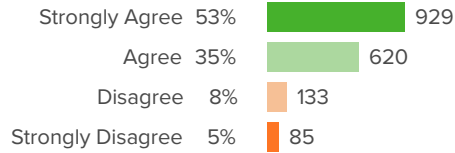


▲ 2 from last survey

Favorable: **79%**

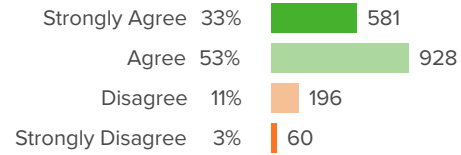


Q.7: I feel supported by my administrator.



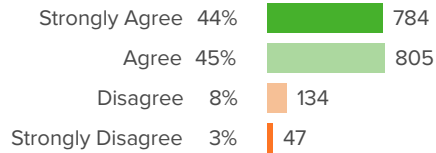
▲ 4 from last survey Favorable: **88%**

Q.8: My school provides me with the materials and resources needed to provide support for students of all abilities.



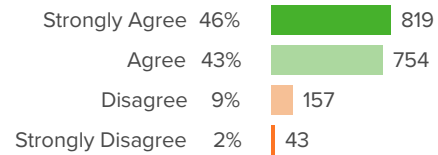
▲ 2 from last survey Favorable: **85%**

Q.9: I feel school leadership is clear about what my job is at this school.



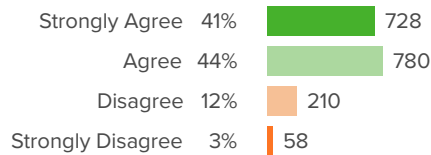
▲ 2 from last survey Favorable: **90%**

Q.10: Staff are proud to work at this school.



▲ 2 from last survey Favorable: **89%**

Q.11: I look forward to coming to this school every day.



▼ 1 from last survey Favorable: **85%**



Staff-Student Relationships

Your average

94%

1,793 responses

Change

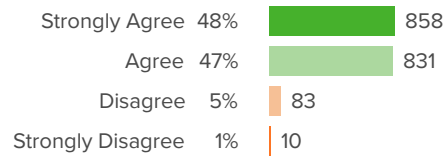
0

since last survey

District average: **91%** Washoe County School District

How did people respond?

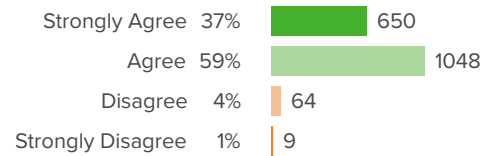
Q.1: Teachers and staff at my school care about every student.



▲ 0 from last survey

Favorable: **95%**

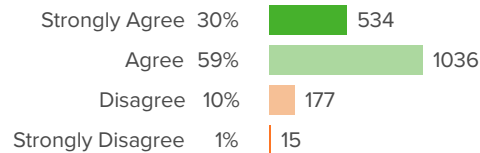
Q.2: Teachers and staff at my school listen to students' ideas and opinions.



▲ 0 from last survey

Favorable: **96%**

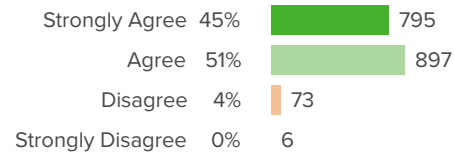
Q.3: Teachers and staff at my school talk openly to students about school issues.



▲ 0 from last survey

Favorable: **89%**

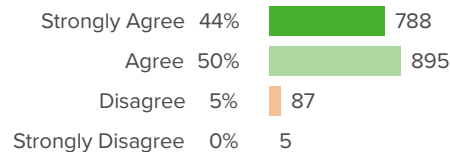
Q.4: Every single student at our school knows at least one staff member who would help them with a personal problem.



▲ 0 from last survey

Favorable: **96%**

Q.5: Every single student at our school knows at least one staff member who would care if they were not in school.



▲ 0 from last survey

Favorable: **95%**



Student Behaviors

Your average

90%

1,793 responses

Change

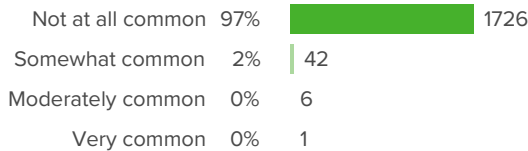
0

since last survey

District average: **81%** Washoe County School District

How did people respond?

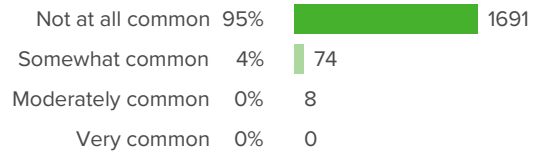
Q.1: How common are the following behaviors at this school? Student alcohol use



▲ 0 from last survey

Favorable: **100%**

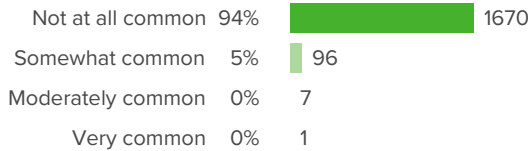
Q.2: How common are the following behaviors at this school? Student drug use



▲ 0 from last survey

Favorable: **100%**

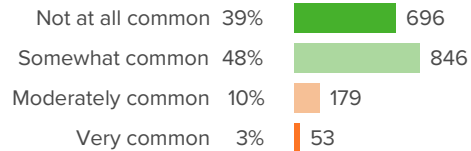
Q.3: How common are the following behaviors at this school? Student tobacco use



▲ 0 from last survey

Favorable: **100%**

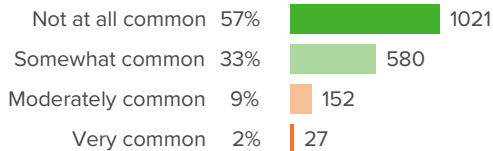
Q.4: How common are the following behaviors at this school? Harassment or bullying among students



▲ 3 from last survey

Favorable: **87%**

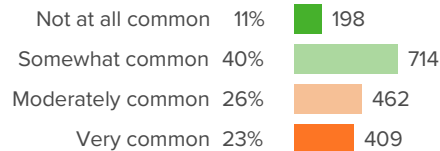
Q.5: How common are the following behaviors at this school? Physical fighting between students



▲ 1 from last survey

Favorable: **90%**

Q.6: How common are the following behaviors at this school? Disruptive student behavior

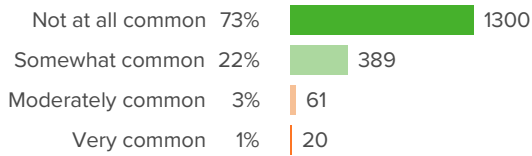


▼ 1 from last survey

Favorable: **51%**

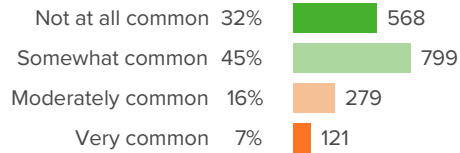


Q.7: How common are the following behaviors at this school? Racial/ethnic conflict among students



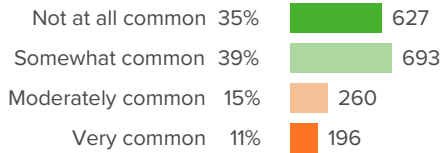
▲ 1 from last survey Favorable: **95%**

Q.8: How common are the following behaviors at this school? Student depression or other mental health problems



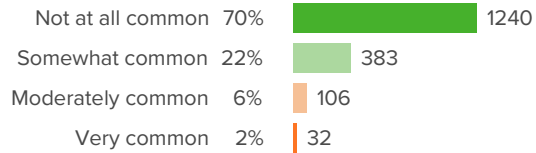
▼ 5 from last survey Favorable: **77%**

Q.9: How common are the following behaviors at this school? Lack of respect of staff by students



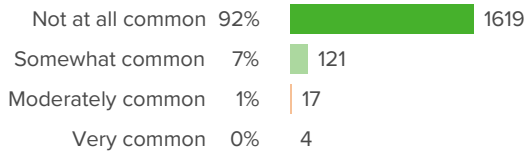
▲ 0 from last survey Favorable: **74%**

Q.10: How common are the following behaviors at this school? Cutting classes or being truant



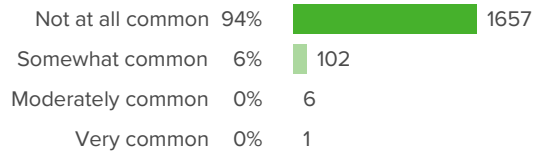
▲ 0 from last survey Favorable: **92%**

Q.11: How common are the following behaviors at this school? Gang-related activity



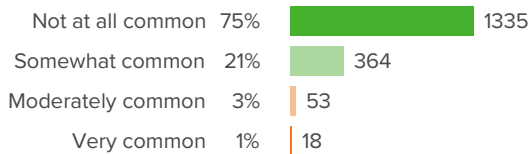
▲ 0 from last survey Favorable: **99%**

Q.12: How common are the following behaviors at this school? Weapons possession



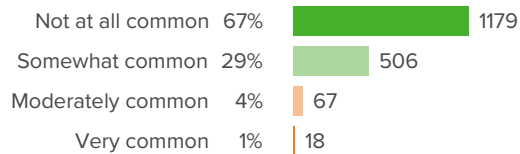
▲ 0 from last survey Favorable: **100%**

Q.13: How common are the following behaviors at this school? Vandalism (including graffiti)



▼ 1 from last survey Favorable: **96%**

Q.14: How common are the following behaviors at this school? Theft



▲ 0 from last survey Favorable: **95%**



Work Stress

Your average

69%

1,793 responses

Change

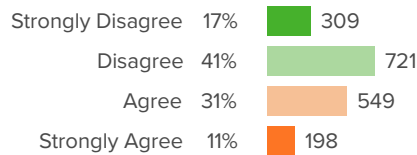
▼ **2**

since last survey

District average: **69%** Washoe County School District

How did people respond?

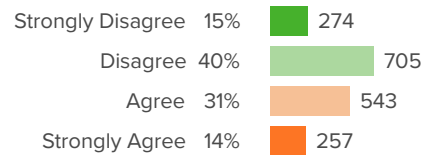
Q.1: I feel tense, restless, or anxious at work.



▼ **2** from last survey

Favorable: **58%**

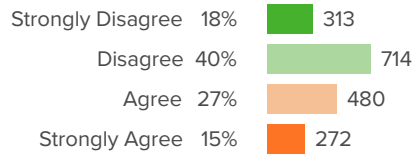
Q.2: I feel burnt out.



▼ **3** from last survey

Favorable: **55%**

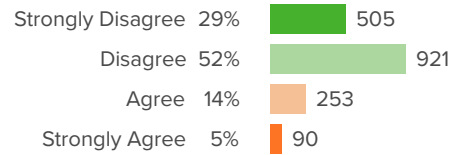
Q.3: With this work pace I don't think I'll make it to the retiring age.



▼ **2** from last survey

Favorable: **58%**

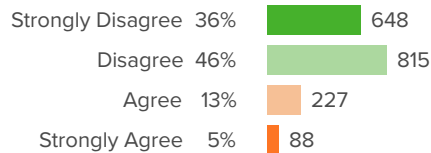
Q.4: I'm disappointed in our staff's ways of handling our shared affairs.



▲ **2** from last survey

Favorable: **81%**

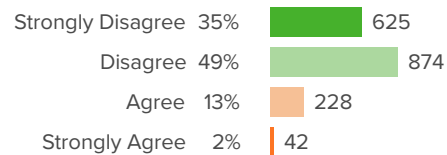
Q.5: I often feel like an outsider in my work community.



▼ **1** from last survey

Favorable: **82%**

Q.6: I often feel I have failed in my work with students.

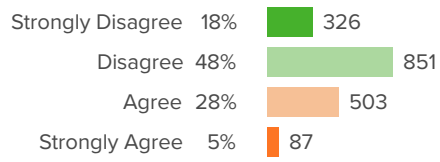


▼ **2** from last survey

Favorable: **85%**



Q.7: Dealing with problem situations concerning students often upsets me.



▼ **2** from last survey

Favorable: **67%**