



# Washoe County School District

WCSD School Climate and Safety Staff Survey  
2018-19



Report created by  
Panorama Education



## Summary

Topic Description	Results
Early Release Wednesdays	<b>79%</b> ▲4 since last survey
Expectations of Success	<b>93%</b> 0 since last survey
Fairness and Respect	<b>84%</b> ▲2 since last survey
Home-School Communication	<b>93%</b> ▲1 since last survey
Instructional Focus	<b>86%</b> ▲3 since last survey
Math Textbook Adoption	<b>60%</b>
Nevada Academic Content Standards	<b>85%</b>
Parent Involvement	<b>52%</b> ▲3 since last survey



## Physical Environment

76%

▼ 2

since last survey

## Quality of WCSD

59%

▲ 1

since last survey

## Safety

88%

0

since last survey

## Social Emotional Learning

86%

▲ 2

since last survey

## Staff Collaboration

82%

▲ 2

since last survey

## Staff-Student Relationships

92%

▲ 1

since last survey

## Student Behaviors

82%

0

since last survey

## Work Stress

71%

▲ 1

since last survey

3,450 responses



# Early Release Wednesdays

Your average

**79%**

3,450 responses

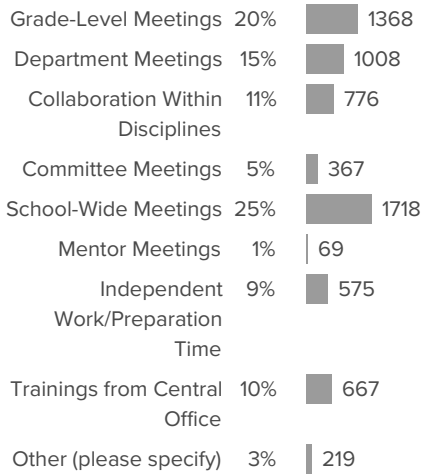
Change

**▲ 4**

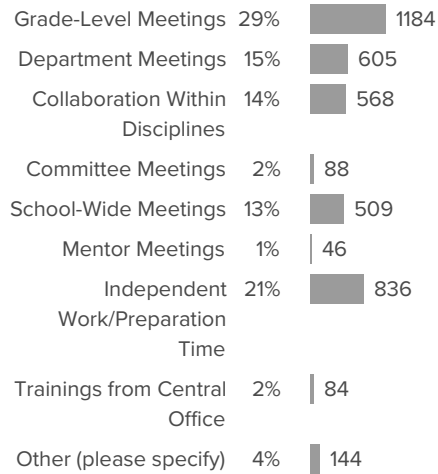
since last survey

## How did people respond?

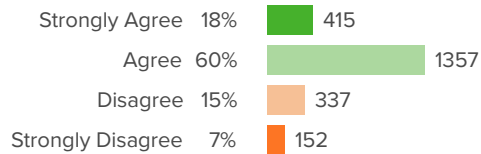
**Q.1: How are you using the time provided on early release Wednesdays? (please select up to three options)**



**Q.2: Of those you selected, what, if any, are the most helpful to you? (Please select up to 3 options)**



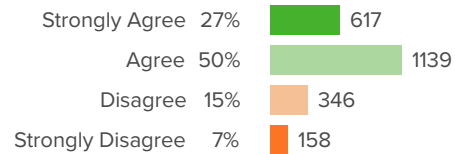
**Q.3: I am satisfied with the amount of time provided on early release Wednesdays.**



▲ 1 from last survey

Favorable: **78%**

**Q.4: The time provided for early release Wednesdays is used productively.**

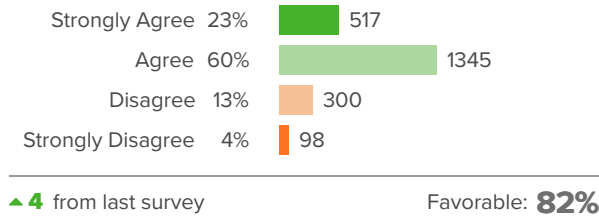


▲ 4 from last survey

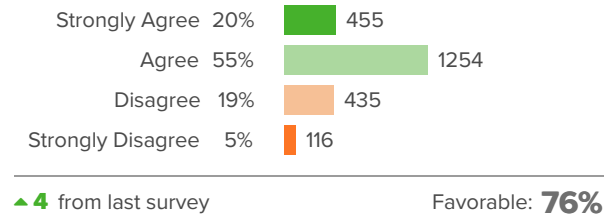
Favorable: **78%**



**Q.5: I apply the knowledge that I gain from participation in early release Wednesdays in my classroom practice.**



**Q.6: The discussion focus of early release Wednesdays is consistent over time.**





## Expectations of Success

Your average

**93%**

3,450 responses

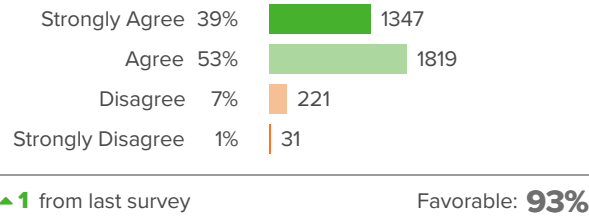
Change

**0**

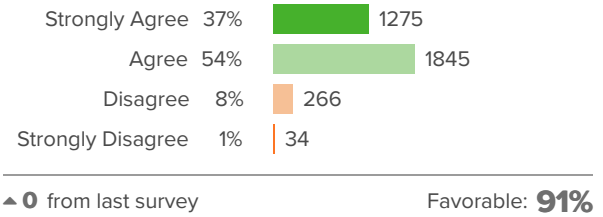
since last survey

### How did people respond?

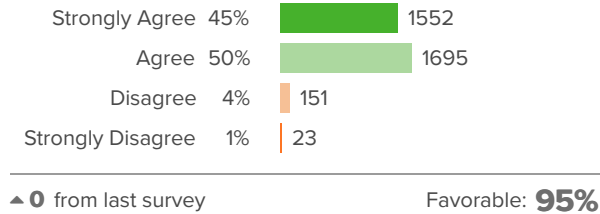
#### Q.1: Staff at my school set high expectations for students' achievement.



#### Q.2: Staff at my school work hard to motivate students who show low interest in school work.



#### Q.3: Staff at my school work hard to make sure that students stay in school.





# Fairness and Respect

Your average

**84%**

3,450 responses

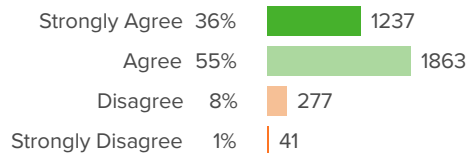
Change

**▲ 2**

since last survey

## How did people respond?

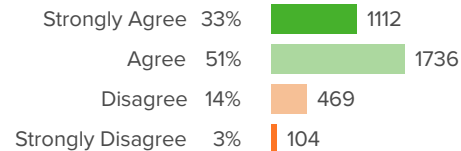
### Q.1: Staff respect all students at my school.



▲ 3 from last survey

Favorable: **91%**

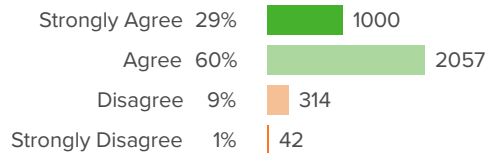
### Q.2: Staff are professional when speaking of each other and/or administrators.



▲ 2 from last survey

Favorable: **83%**

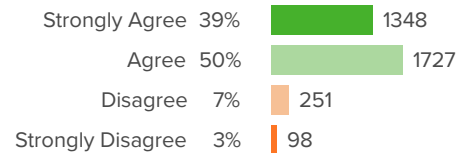
### Q.3: Students of different social backgrounds get along well at my school.



▲ 1 from last survey

Favorable: **90%**

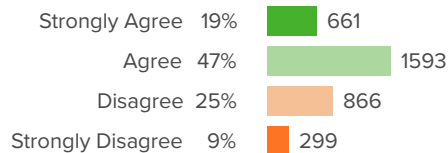
### Q.4: The rules and expectations about how students should behave at my school are fair.



▲ 2 from last survey

Favorable: **90%**

### Q.5: The rules and expectations about student behavior are enforced equally by staff.



▲ 4 from last survey

Favorable: **66%**



# Home-School Communication

Your average

**93%**

3,450 responses

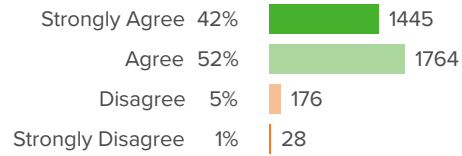
Change

**▲ 1**

since last survey

## How did people respond?

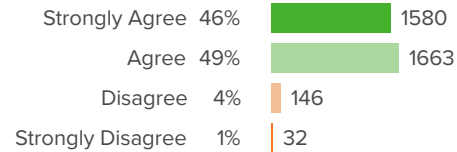
### Q.1: Staff at my school believe that parents are partners in the educational process.



▲ 1 from last survey

Favorable: **94%**

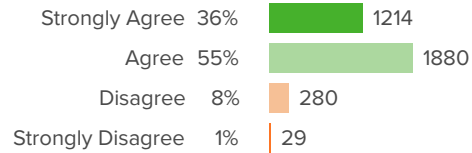
### Q.2: My school is welcoming to parents.



▲ 0 from last survey

Favorable: **95%**

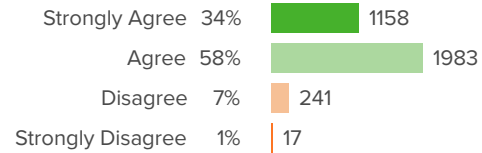
### Q.3: Staff at my school are expected to provide parents with ways to support their child's learning at home.



▲ 2 from last survey

Favorable: **91%**

### Q.4: Staff at my school frequently update parents/guardians about their child's progress in their classrooms.



▲ 1 from last survey

Favorable: **92%**





## Instructional Focus

Your average

**86%**

3,450 responses

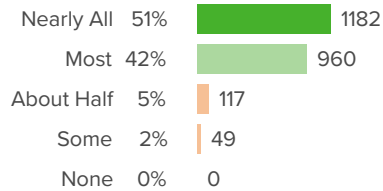
Change

**▲ 3**

since last survey

### How did people respond?

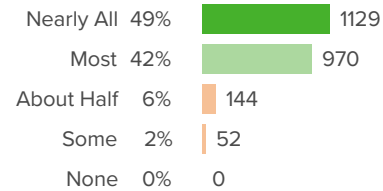
**Q.1: How many teachers in this school...Emphasize teaching lessons in ways that are relevant to students.**



▲ 2 from last survey

Favorable: **93%**

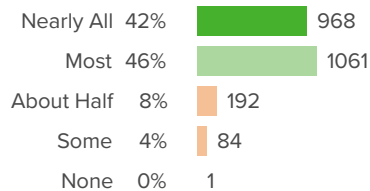
**Q.2: How many teachers in this school...Focus instruction on learning, not just remembering facts.**



▲ 1 from last survey

Favorable: **91%**

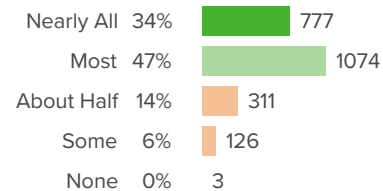
**Q.3: How many teachers in this school...Take responsibility for ensuring that all students master grade level objectives.**



▲ 2 from last survey

Favorable: **88%**

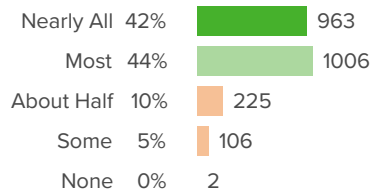
**Q.4: How many teachers in this school...Effectively differentiate instruction to meet the needs of students at all achievement levels.**



▲ 3 from last survey

Favorable: **81%**

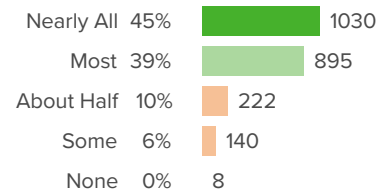
**Q.5: How many teachers in this school...Take responsibility for ensuring that the needs of students with special instructional requirements are addressed.**



▲ 3 from last survey

Favorable: **86%**

**Q.6: How many teachers in this school...Communicate with each other to make student learning consistent across classes within the same grade level.**

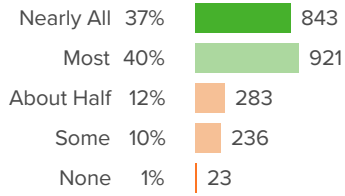


▲ 6 from last survey

Favorable: **84%**



**Q.7: How many teachers in this school...Communicate with each other to make student learning consistent across grade levels.**



▲ 4 from last survey

Favorable: **76%**



# Math Textbook Adoption

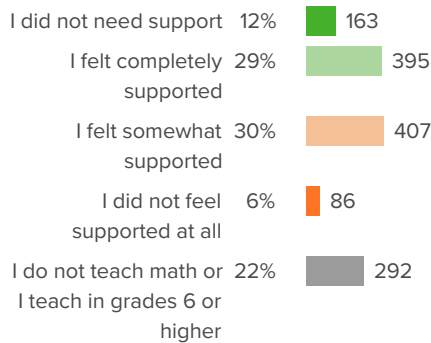
Your average

# 60%

3,450 responses

## How did people respond?

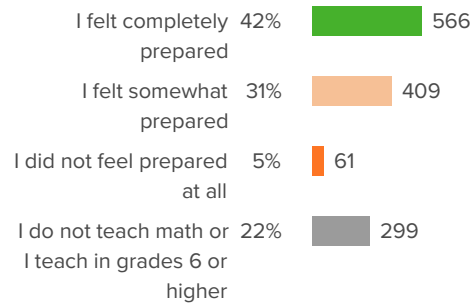
### Q.1: How supported did you feel this year to use the new Math instructional materials (Bridges/enVision) to teach the Math Nevada Academic Content?



▲ 4 from last survey

Favorable: **53%**

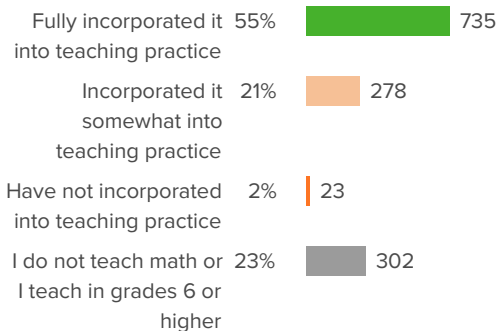
### Q.2: How prepared did you feel to use the new Math instructional materials (Bridges/enVision) to teach Math Nevada Academic Content Standards this year?



▲ 5 from last survey

Favorable: **55%**

### Q.3: To what extent did you incorporate the new Math instructional materials (Bridges/enVision) into your teaching practice?



▲ 0 from last survey

Favorable: **71%**



# Nevada Academic Content Standards

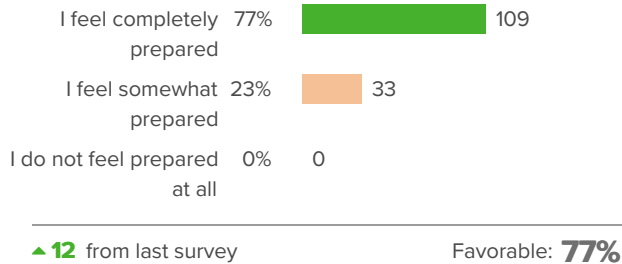
Your average

# 85%

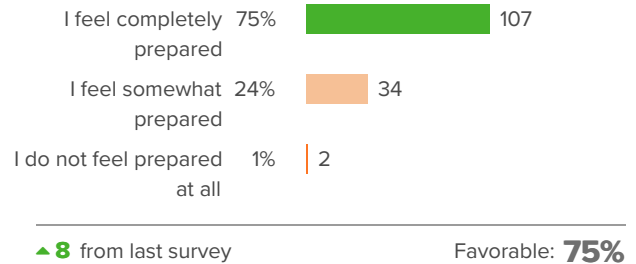
3,450 responses

## How did people respond?

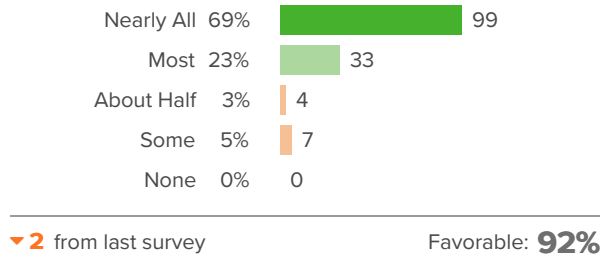
### Q.1: Do you feel prepared to support your school's educators to teach Math Nevada Academic Content Standards?



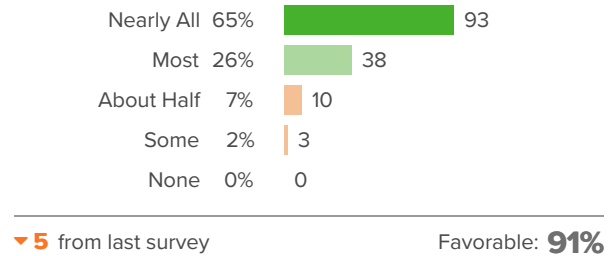
### Q.2: Do you feel prepared to support your school's educators to teach English Language Arts Nevada Academic Content Standards?



### Q.3: How many teachers in this school have fully incorporated Math Nevada Academic Content Standards into their teaching expectations and practice?

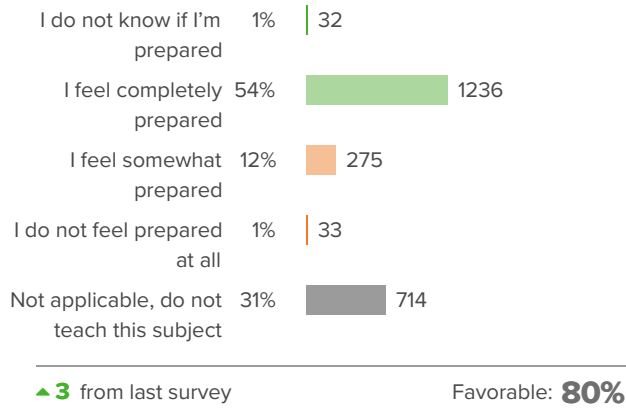


### Q.4: How many teachers in this school have fully incorporated English Language Arts Nevada Academic Content Standards into their teaching expectations and practice?

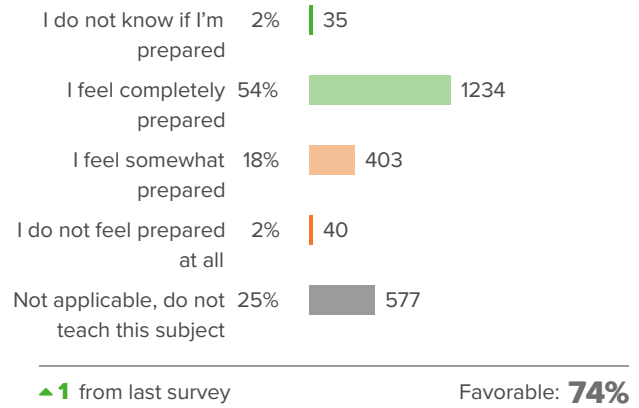




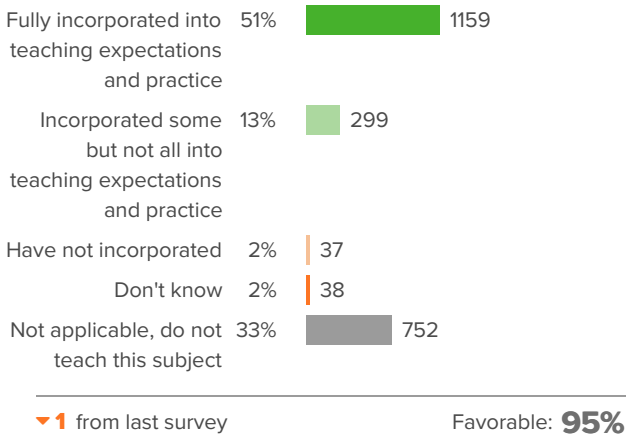
**Q.5: How prepared do you feel to teach Math Nevada Academic Content Standards?**



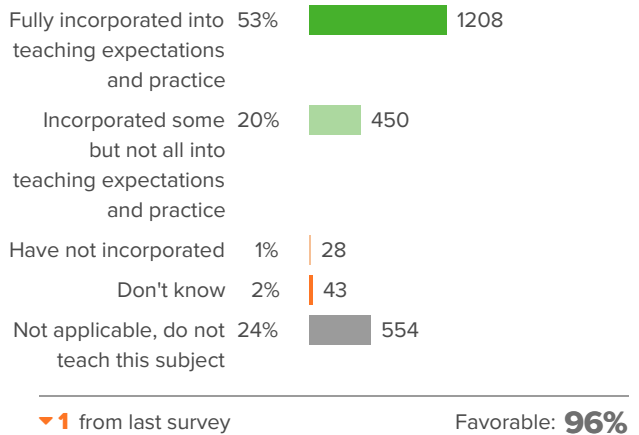
**Q.6: How prepared do you feel to teach English Language Arts Nevada Academic Content Standards?**



**Q.7: To what extent have you incorporated Math Nevada Academic Content Standards into your teaching practice?**



**Q.8: To what extent have you incorporated English Language Arts Nevada Academic Content Standards into your teaching practice?**





# Parent Involvement

Your average

**52%**

3,450 responses

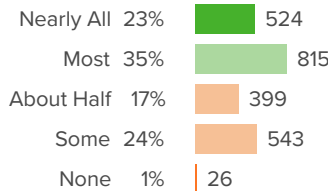
Change

**▲ 3**

since last survey

## How did people respond?

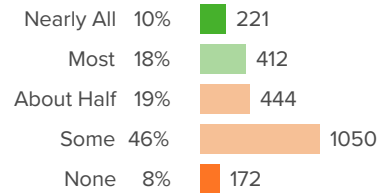
### Q.1: How many of your students' parents/guardians support your teaching efforts?



▲ 4 from last survey

Favorable: **58%**

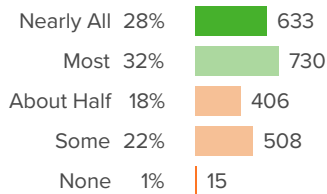
### Q.2: How many of your students' parents/guardians have asked you about ways they can support their child's learning at home?



▲ 6 from last survey

Favorable: **28%**

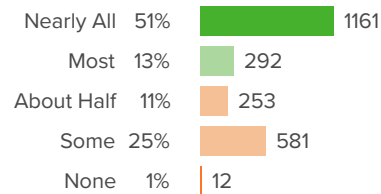
### Q.3: How many of your students' parents/guardians know how well their child is doing in your class?



▲ 3 from last survey

Favorable: **59%**

### Q.4: How many of your students' parents have you met?



▼ 1 from last survey

Favorable: **63%**



# Physical Environment

Your average

**76%**

3,450 responses

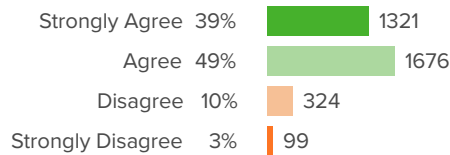
Change

**▼ 2**

since last survey

## How did people respond?

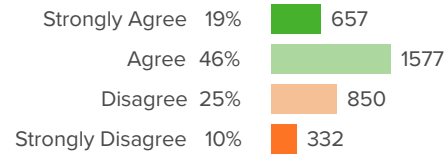
### Q.1: My school building is clean.



▼ 2 from last survey

Favorable: **88%**

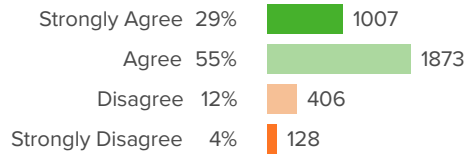
### Q.2: The temperature in my school is comfortable all year round.



▼ 1 from last survey

Favorable: **65%**

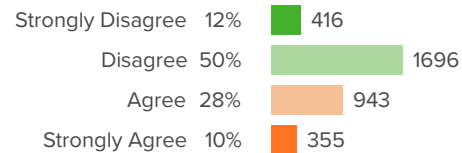
### Q.3: The bathrooms in my school are clean.



▼ 1 from last survey

Favorable: **84%**

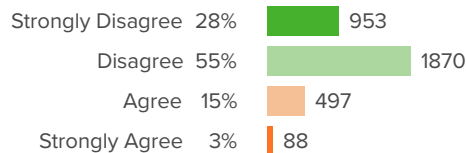
### Q.4: A lot of equipment at my school is broken or outdated.



▼ 3 from last survey

Favorable: **62%**

### Q.5: Vandalism of school property is a problem at my school.



▼ 1 from last survey

Favorable: **83%**



## Quality of WCSD

Your average

**59%**

3,450 responses

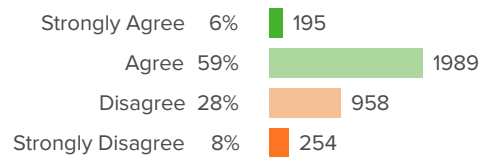
Change

**▲ 1**

since last survey

### How did people respond?

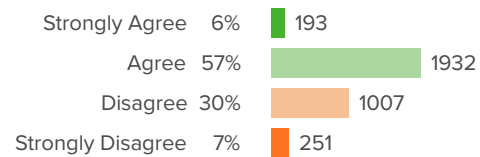
**Q.1: I believe that most students who graduate from Washoe County School District are nationally competitive in the job market.**



▲ 0 from last survey

Favorable: **64%**

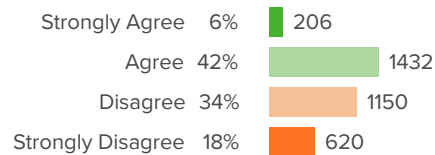
**Q.2: I believe that most students who graduate from Washoe County School District are nationally competitive for college admissions.**



▲ 0 from last survey

Favorable: **63%**

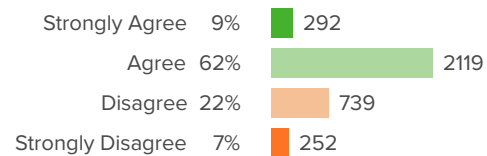
**Q.3: I feel like my work is valued by this District.**



▲ 0 from last survey

Favorable: **48%**

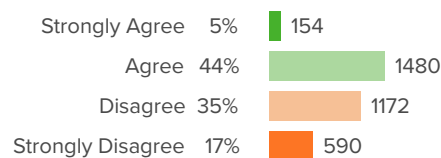
**Q.4: The District keeps me well-informed about changes in policies and initiatives that affect me.**



▲ 0 from last survey

Favorable: **71%**

**Q.5: Overall, I feel optimistic about the direction Washoe County School District is headed.**



▲ 4 from last survey

Favorable: **48%**





# Safety

Your average

**88%**

3,450 responses

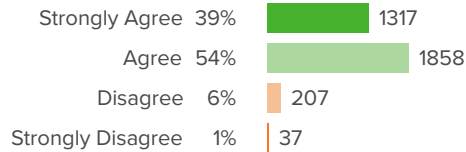
Change

**0**

since last survey

## How did people respond?

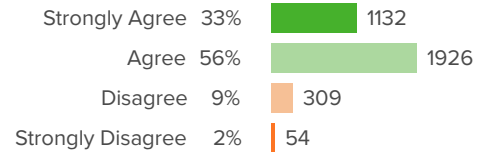
### Q.1: I feel safe inside my school.



▲ **2** from last survey

Favorable: **93%**

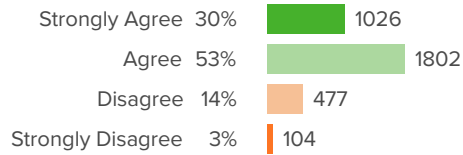
### Q.2: I feel safe outside around my school.



▲ **1** from last survey

Favorable: **89%**

### Q.3: I feel safe leaving my school even when I am there late or on the weekends.



▼ **1** from last survey

Favorable: **83%**



# Social Emotional Learning

Your average

**86%**

3,450 responses

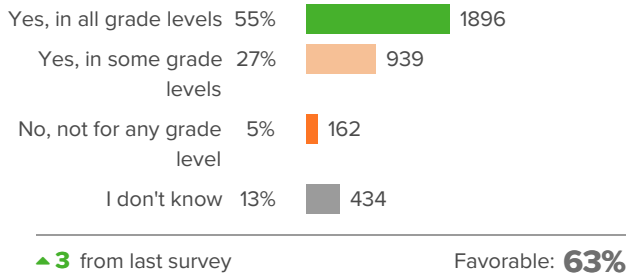
Change

**▲ 2**

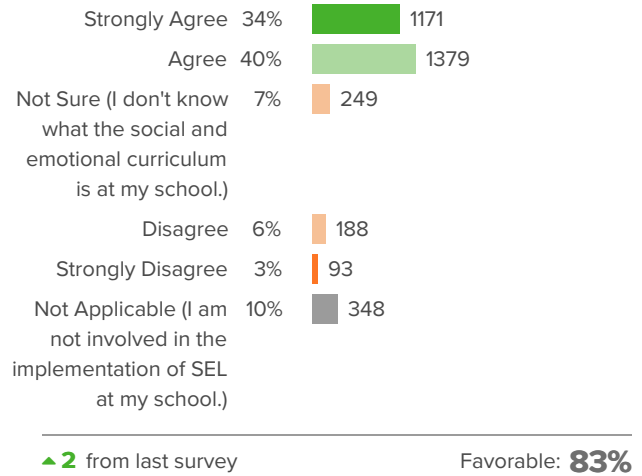
since last survey

## How did people respond?

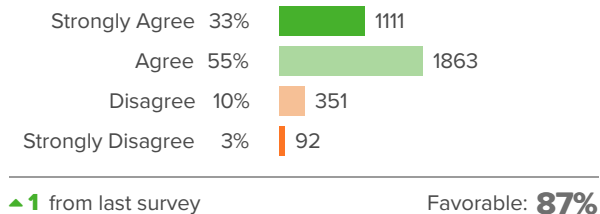
### Q.1: Does your school follow an established written social and emotional learning curriculum?



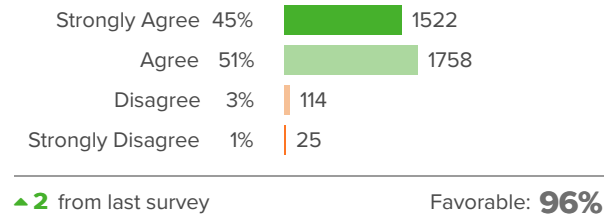
### Q.2: I feel confident in my ability to implement the social and emotional learning curriculum that has been adopted at my school.



### Q.3: The adults in this school interact with one another in a way that models social and emotional competence.

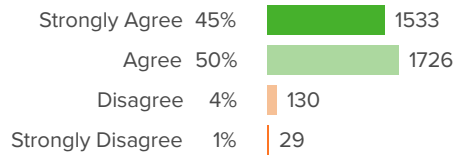


### Q.4: The adults in this school are expected to actively promote students' social and emotional development.





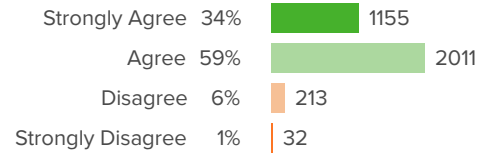
**Q.5: All staff are expected to address students' social and emotional needs.**



▲ 2 from last survey

Favorable: **95%**

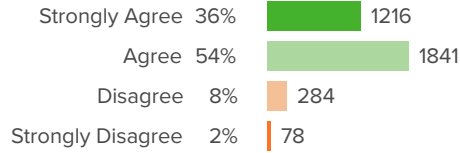
**Q.6: The adults in this school interact with students in a way that supports students' social and emotional skills.**



▲ 1 from last survey

Favorable: **93%**

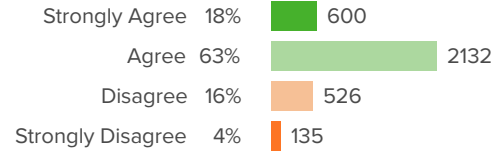
**Q.7: The culture at my school supports social and emotional learning.**



▲ 2 from last survey

Favorable: **89%**

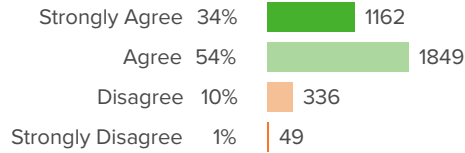
**Q.8: The culture in the district supports the development of students' social and emotional skills.**



▲ 4 from last survey

Favorable: **81%**

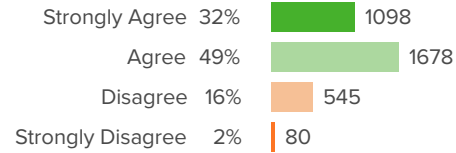
**Q.9: My school has developed a vision for academic, social, and emotional learning.**



▲ 3 from last survey

Favorable: **89%**

**Q.10: The vision for academic, social and emotional learning has been communicated to all school staff.**



▲ 3 from last survey

Favorable: **82%**



## Staff Collaboration

Your average

**82%**

3,450 responses

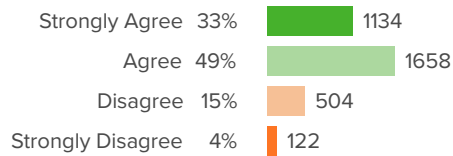
Change

**▲ 2**

since last survey

### How did people respond?

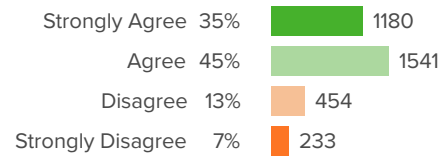
#### Q.1: There is a sense of teamwork among all school staff.



▲ 3 from last survey

Favorable: **82%**

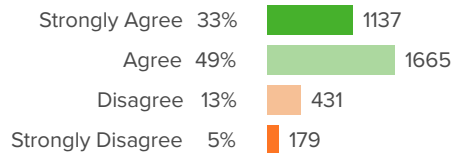
#### Q.2: The school leadership makes a sustained effort to address staff concerns.



▲ 3 from last survey

Favorable: **80%**

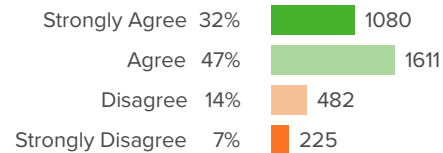
#### Q.3: Staff at my school are recognized and appreciated for good work.



▲ 3 from last survey

Favorable: **82%**

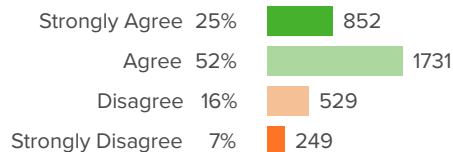
#### Q.4: The school leadership makes sure that staff are involved in making plans and decisions that affect this school.



▲ 3 from last survey

Favorable: **79%**

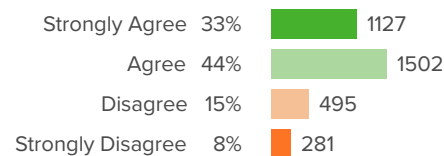
#### Q.5: The school leadership makes sure that my administrative duties do not interfere with my essential role of educating students.



▲ 1 from last survey

Favorable: **77%**

#### Q.6: I feel comfortable raising issues and concerns that are important to me at my school.

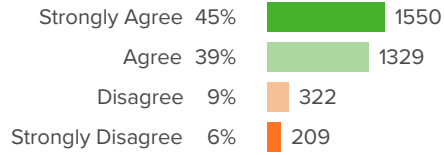


▲ 2 from last survey

Favorable: **77%**

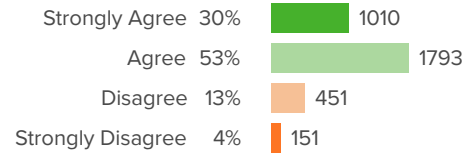


**Q.7: I feel supported by my administrator.**



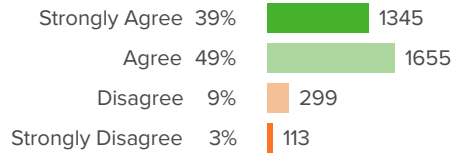
▲ **3** from last survey Favorable: **84%**

**Q.8: My school provides me with the materials and resources needed to provide support for students of all abilities.**



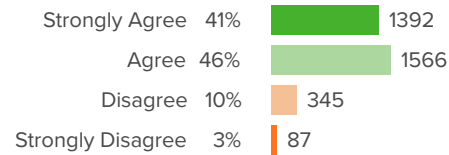
▲ **1** from last survey Favorable: **82%**

**Q.9: I feel school leadership is clear about what my job is at this school.**



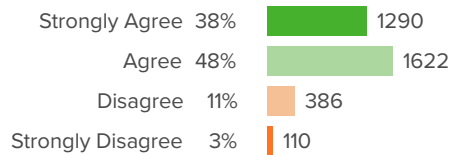
▲ **1** from last survey Favorable: **88%**

**Q.10: Staff are proud to work at this school.**



▲ **0** from last survey Favorable: **87%**

**Q.11: I look forward to coming to this school every day.**



▲ **1** from last survey Favorable: **85%**



## Staff-Student Relationships

Your average

**92%**

3,450 responses

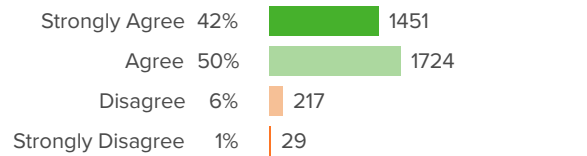
Change

**▲ 1**

since last survey

### How did people respond?

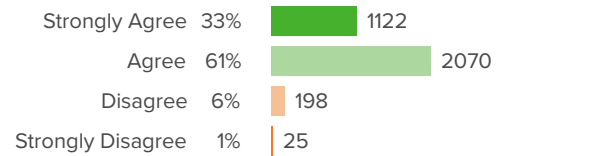
#### Q.1: Teachers and staff at my school care about every student.



▲ 1 from last survey

Favorable: **93%**

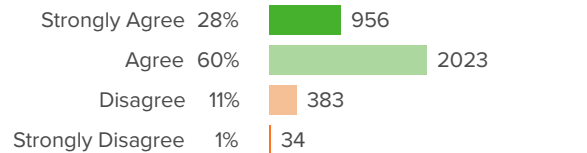
#### Q.2: Teachers and staff at my school listen to students' ideas and opinions.



▲ 0 from last survey

Favorable: **93%**

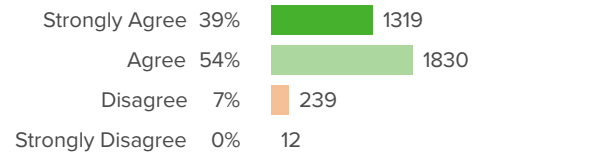
#### Q.3: Teachers and staff at my school talk openly to students about school issues.



▲ 1 from last survey

Favorable: **88%**

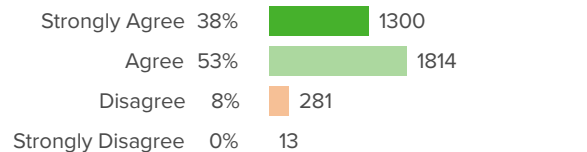
#### Q.4: Every single student at our school knows at least one staff member who would help them with a personal problem.



▲ 2 from last survey

Favorable: **93%**

#### Q.5: Every single student at our school knows at least one staff member who would care if they were not in school.



▲ 0 from last survey

Favorable: **91%**



## Student Behaviors

Your average

**82%**

3,450 responses

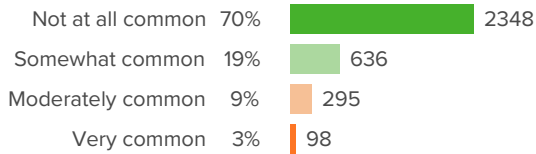
Change

**0**

since last survey

### How did people respond?

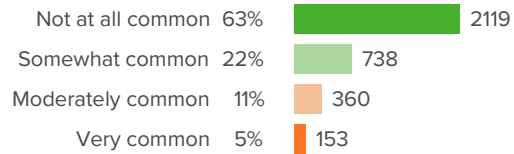
#### Q.1: How common are the following behaviors at this school? Student alcohol use



▲ 0 from last survey

Favorable: **88%**

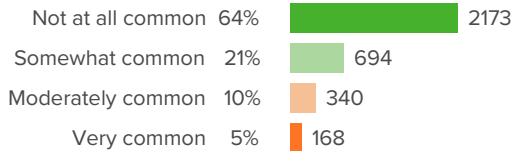
#### Q.2: How common are the following behaviors at this school? Student drug use



▲ 0 from last survey

Favorable: **85%**

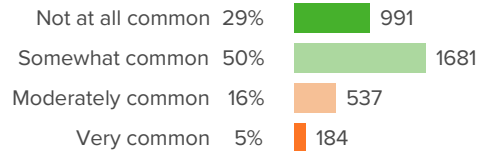
#### Q.3: How common are the following behaviors at this school? Student tobacco use



▼ 1 from last survey

Favorable: **85%**

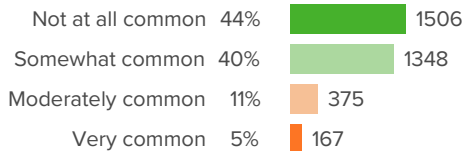
#### Q.4: How common are the following behaviors at this school? Harassment or bullying among students



▲ 1 from last survey

Favorable: **79%**

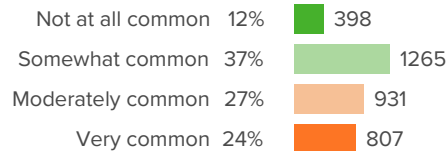
#### Q.5: How common are the following behaviors at this school? Physical fighting between students



▼ 1 from last survey

Favorable: **84%**

#### Q.6: How common are the following behaviors at this school? Disruptive student behavior

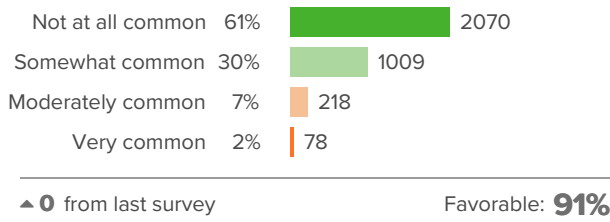


▼ 3 from last survey

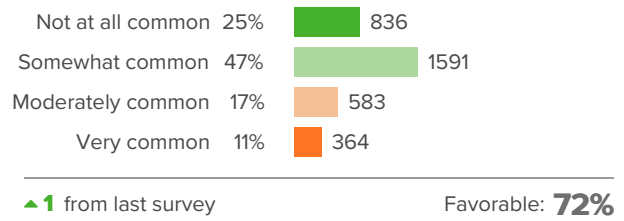
Favorable: **49%**



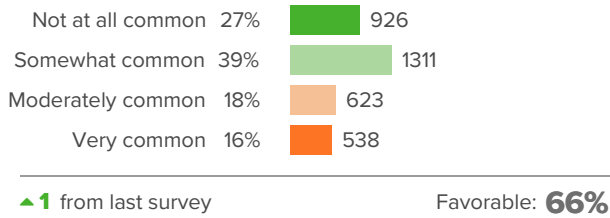
**Q.7: How common are the following behaviors at this school? Racial/ethnic conflict among students**



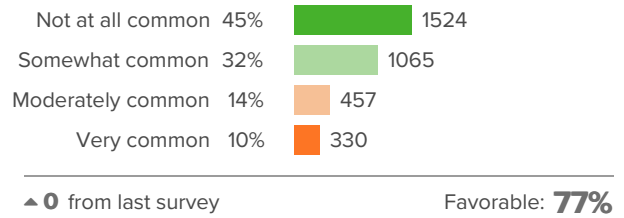
**Q.8: How common are the following behaviors at this school? Student depression or other mental health problems**



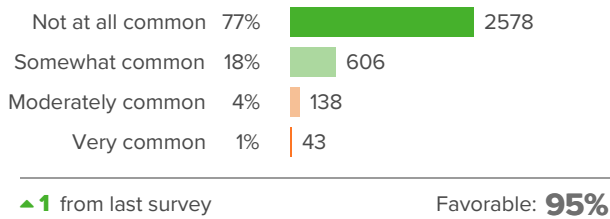
**Q.9: How common are the following behaviors at this school? Lack of respect of staff by students**



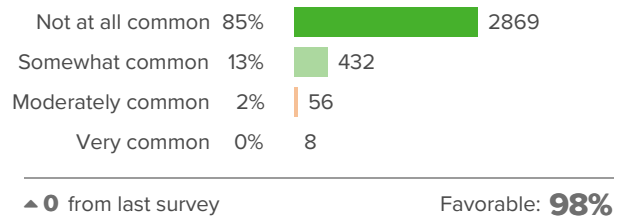
**Q.10: How common are the following behaviors at this school? Cutting classes or being truant**



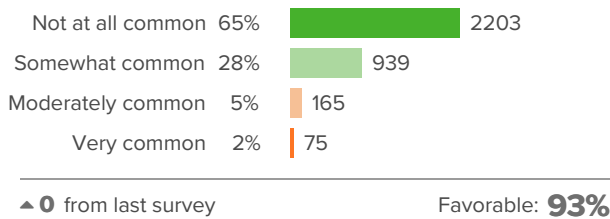
**Q.11: How common are the following behaviors at this school? Gang-related activity**



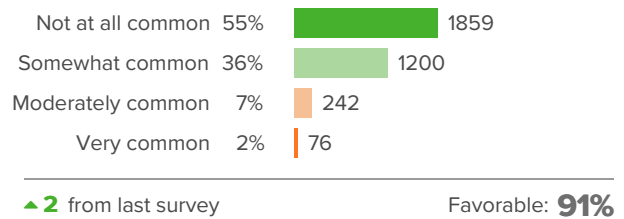
**Q.12: How common are the following behaviors at this school? Weapons possession**



**Q.13: How common are the following behaviors at this school? Vandalism (including graffiti)**



**Q.14: How common are the following behaviors at this school? Theft**







# Work Stress

Your average

**71%**

3,450 responses

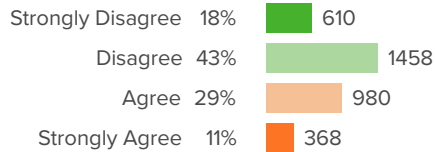
Change

**▲ 1**

since last survey

## How did people respond?

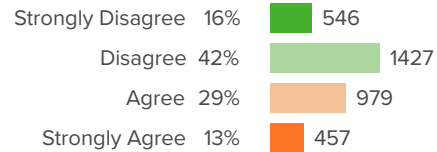
### Q.1: I feel tense, restless, or anxious at work.



▲ 1 from last survey

Favorable: **61%**

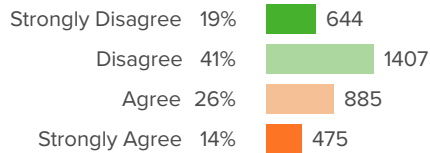
### Q.2: I feel burnt out.



▲ 2 from last survey

Favorable: **58%**

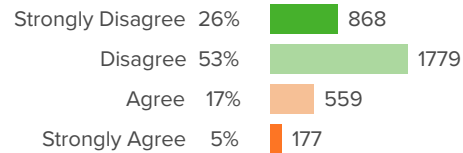
### Q.3: With this work pace I don't think I'll make it to the retiring age.



▼ 1 from last survey

Favorable: **60%**

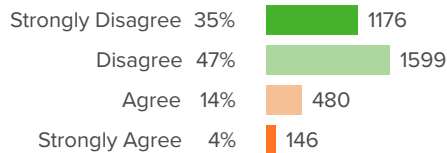
### Q.4: I'm disappointed in our staff's ways of handling our shared affairs.



▲ 2 from last survey

Favorable: **78%**

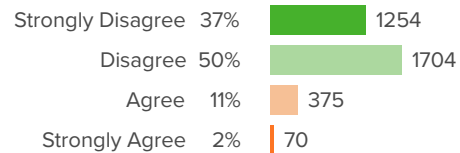
### Q.5: I often feel like an outsider in my work community.



▲ 1 from last survey

Favorable: **82%**

### Q.6: I often feel I have failed in my work with students.

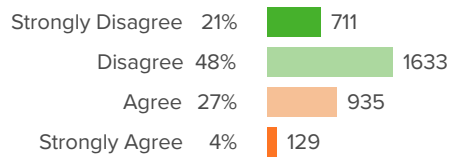


▲ 0 from last survey

Favorable: **87%**



**Q.7: Dealing with problem situations concerning students often upsets me.**



▼ 1 from last survey

Favorable: **69%**