



# Middle Schools

WCSD School Climate and Safety Staff Survey  
2018-19



Report created by  
Panorama Education



## Summary

Topic Description	Results	Comparison
<b>Early Release Wednesdays</b>	<b>80%</b> ▲ 4 since last survey	<b>79%</b> Washoe County School District
<b>Expectations of Success</b>	<b>90%</b> ▲ 1 since last survey	<b>93%</b> Washoe County School District
<b>Fairness and Respect</b>	<b>79%</b> ▲ 5 since last survey	<b>84%</b> Washoe County School District
<b>Home-School Communication</b>	<b>90%</b> ▲ 2 since last survey	<b>93%</b> Washoe County School District
<b>Instructional Focus</b>	<b>82%</b> ▲ 4 since last survey	<b>86%</b> Washoe County School District
<b>Math Textbook Adoption</b>	<b>50%</b>	<b>60%</b> Washoe County School District
<b>Nevada Academic Content Standards</b>	<b>78%</b>	<b>85%</b> Washoe County School District
<b>Parent Involvement</b>	<b>34%</b> ▲ 2 since last survey	<b>52%</b> Washoe County School District



**Physical Environment**

**73%**

**0**

since last survey

**76%**

Washoe County School District

**Quality of WCSD**

**56%**

**▲2**

since last survey

**59%**

Washoe County School District

**Safety**

**87%**

**▲2**

since last survey

**88%**

Washoe County School District

**Social Emotional Learning**

**86%**

**▲5**

since last survey

**86%**

Washoe County School District

**Staff Collaboration**

**81%**

**▲4**

since last survey

**82%**

Washoe County School District

**Staff-Student Relationships**

**89%**

**▲3**

since last survey

**92%**

Washoe County School District

**Student Behaviors**

**76%**

**▲5**

since last survey

**82%**

Washoe County School District

**Work Stress**

**68%**

**▲3**

since last survey

**71%**

Washoe County School District

600 responses



# Early Release Wednesdays

Your average

# 80%

600 responses

Change

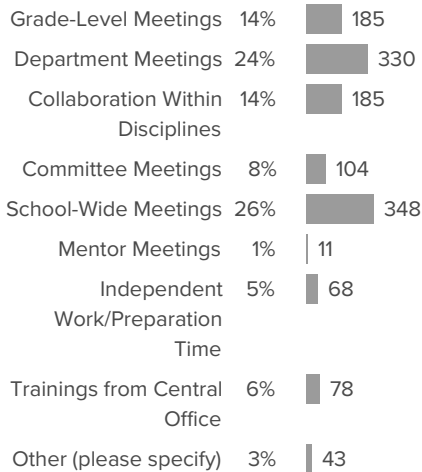
# ▲ 4

since last survey

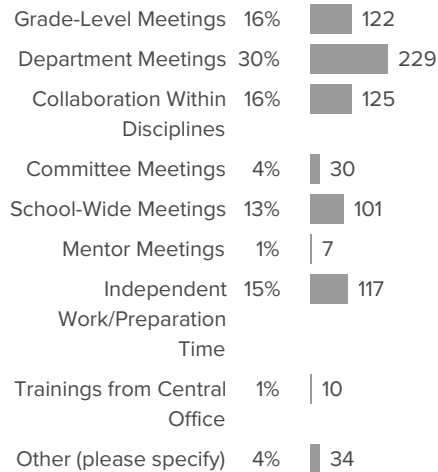
District average: **79%** Washoe County School District

## How did people respond?

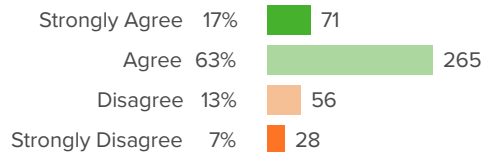
**Q.1: How are you using the time provided on early release Wednesdays? (please select up to three options)**



**Q.2: Of those you selected, what, if any, are the most helpful to you? (Please select up to 3 options)**



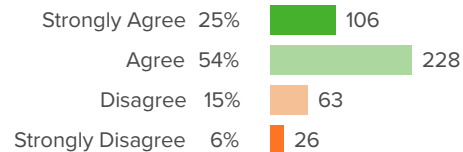
**Q.3: I am satisfied with the amount of time provided on early release Wednesdays.**



▲ 0 from last survey

Favorable: **80%**

**Q.4: The time provided for early release Wednesdays is used productively.**

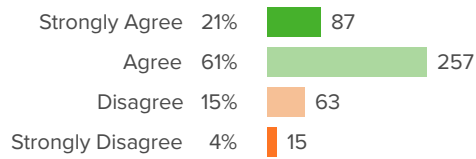


▲ 7 from last survey

Favorable: **79%**



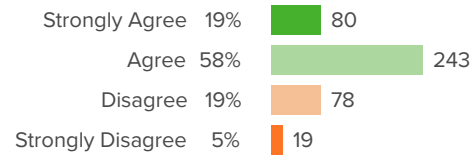
**Q.5: I apply the knowledge that I gain from participation in early release Wednesdays in my classroom practice.**



▲ 3 from last survey

Favorable: **82%**

**Q.6: The discussion focus of early release Wednesdays is consistent over time.**



▲ 3 from last survey

Favorable: **77%**



# Expectations of Success

Your average

# 90%

600 responses

Change

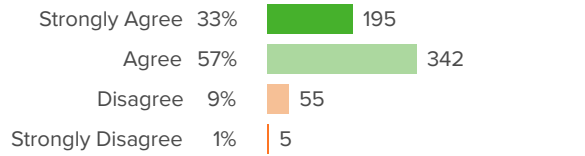
# ▲ 1

since last survey

District average: **93%** Washoe County School District

## How did people respond?

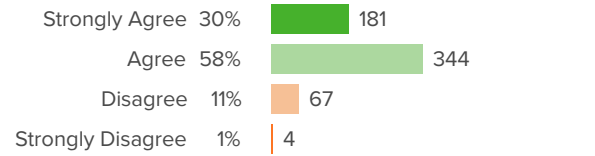
### Q.1: Staff at my school set high expectations for students' achievement.



▲ 0 from last survey

Favorable: **90%**

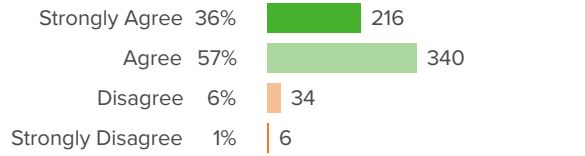
### Q.2: Staff at my school work hard to motivate students who show low interest in school work.



▲ 3 from last survey

Favorable: **88%**

### Q.3: Staff at my school work hard to make sure that students stay in school.



▲ 2 from last survey

Favorable: **93%**



# Fairness and Respect

Your average

**79%**

600 responses

Change

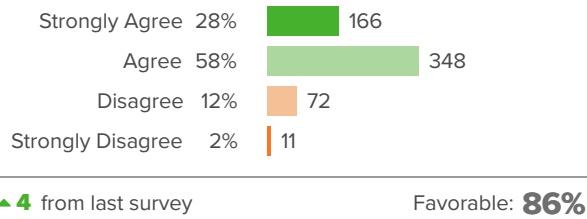
**▲ 5**

since last survey

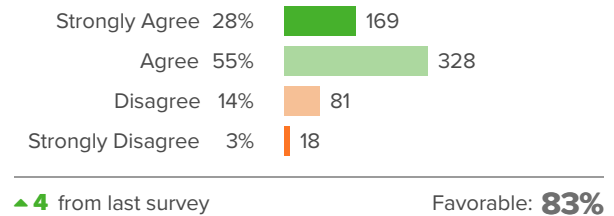
District average: **84%** Washoe County School District

## How did people respond?

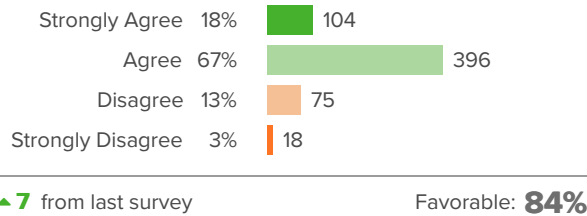
### Q.1: Staff respect all students at my school.



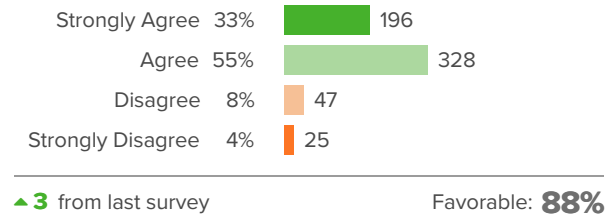
### Q.2: Staff are professional when speaking of each other and/or administrators.



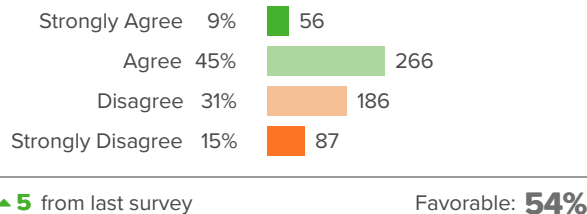
### Q.3: Students of different social backgrounds get along well at my school.



### Q.4: The rules and expectations about how students should behave at my school are fair.



### Q.5: The rules and expectations about student behavior are enforced equally by staff.





# Home-School Communication

Your average

# 90%

600 responses

Change

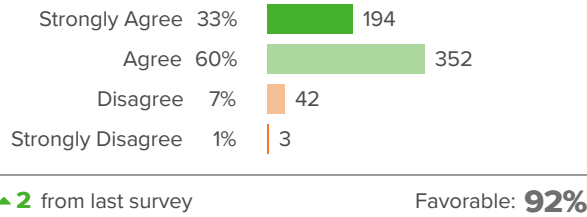
# ▲ 2

since last survey

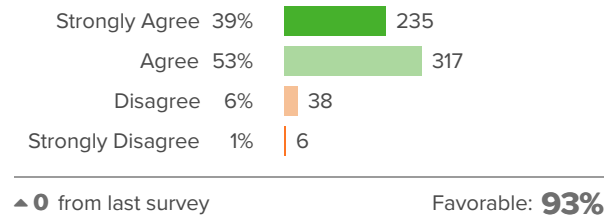
District average: **93%** Washoe County School District

## How did people respond?

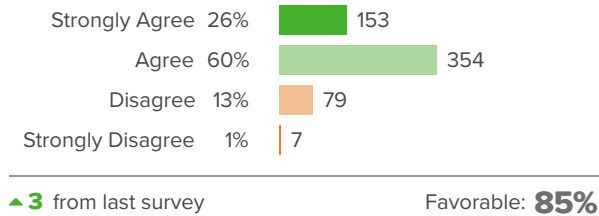
### Q.1: Staff at my school believe that parents are partners in the educational process.



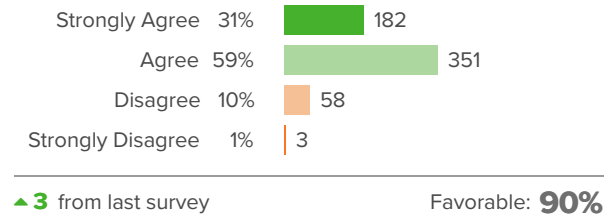
### Q.2: My school is welcoming to parents.



### Q.3: Staff at my school are expected to provide parents with ways to support their child's learning at home.



### Q.4: Staff at my school frequently update parents/guardians about their child's progress in their classrooms.







# Instructional Focus

Your average

# 82%

600 responses

Change

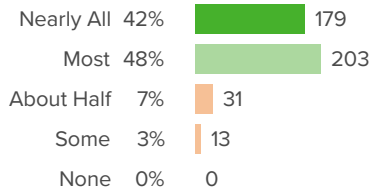
# ▲ 4

since last survey

District average: **86%** Washoe County School District

## How did people respond?

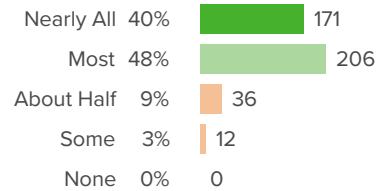
**Q.1: How many teachers in this school...Emphasize teaching lessons in ways that are relevant to students.**



▲ 1 from last survey

Favorable: **90%**

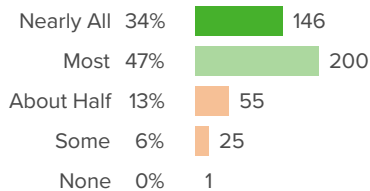
**Q.2: How many teachers in this school...Focus instruction on learning, not just remembering facts.**



▲ 3 from last survey

Favorable: **89%**

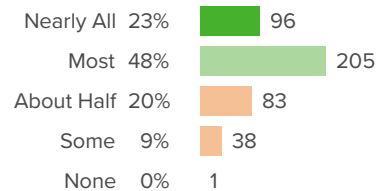
**Q.3: How many teachers in this school...Take responsibility for ensuring that all students master grade level objectives.**



▲ 0 from last survey

Favorable: **81%**

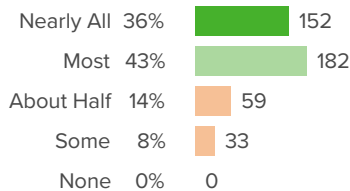
**Q.4: How many teachers in this school...Effectively differentiate instruction to meet the needs of students at all achievement levels.**



▲ 6 from last survey

Favorable: **71%**

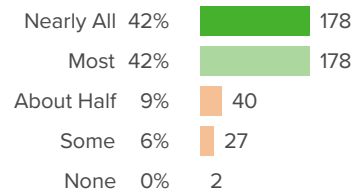
**Q.5: How many teachers in this school...Take responsibility for ensuring that the needs of students with special instructional requirements are addressed.**



▲ 2 from last survey

Favorable: **78%**

**Q.6: How many teachers in this school...Communicate with each other to make student learning consistent across classes within the same grade level.**

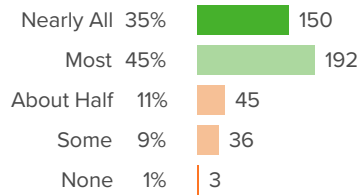


▲ 6 from last survey

Favorable: **84%**



**Q.7: How many teachers in this school...Communicate with each other to make student learning consistent across grade levels.**



▲ **6** from last survey

Favorable: **80%**



# Math Textbook Adoption

Your average

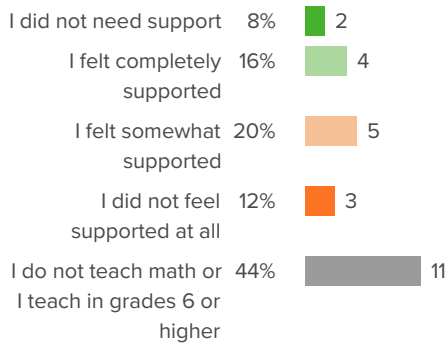
# 50%

600 responses

District average: **60%** Washoe County School District

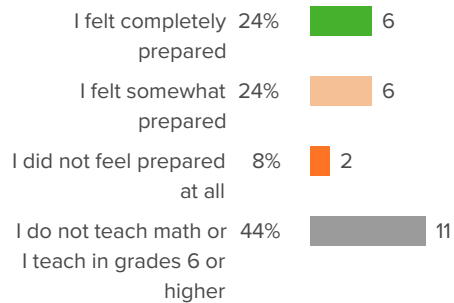
## How did people respond?

### Q.1: How supported did you feel this year to use the new Math instructional materials (Bridges/enVision) to teach the Math Nevada Academic Content?



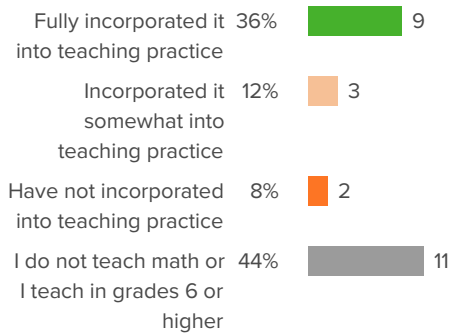
Favorable: **43%**

### Q.2: How prepared did you feel to use the new Math instructional materials (Bridges/enVision) to teach Math Nevada Academic Content Standards this year?



Favorable: **43%**

### Q.3: To what extent did you incorporate the new Math instructional materials (Bridges/enVision) into your teaching practice?



Favorable: **64%**



# Nevada Academic Content Standards

Your average

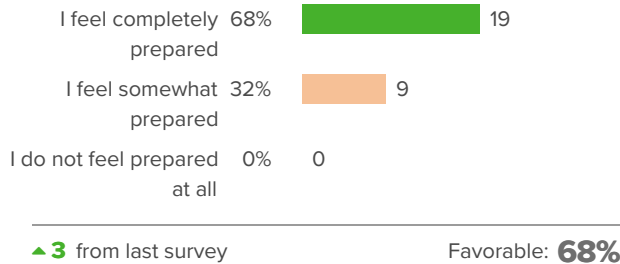
# 78%

600 responses

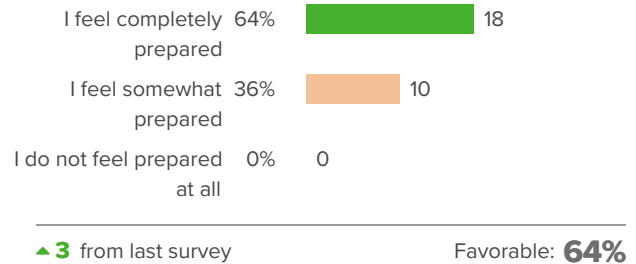
District average: **85%** Washoe County School District

## How did people respond?

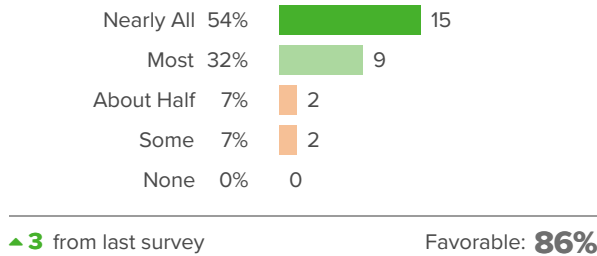
**Q.1: Do you feel prepared to support your school's educators to teach Math Nevada Academic Content Standards?**



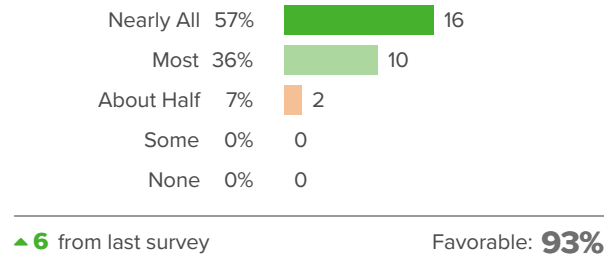
**Q.2: Do you feel prepared to support your school's educators to teach English Language Arts Nevada Academic Content Standards?**



**Q.3: How many teachers in this school have fully incorporated Math Nevada Academic Content Standards into their teaching expectations and practice?**

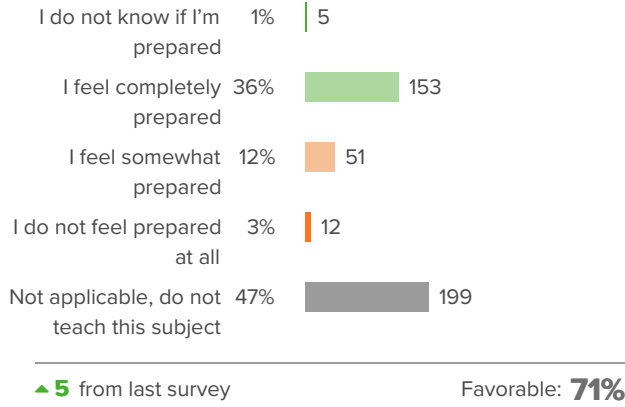


**Q.4: How many teachers in this school have fully incorporated English Language Arts Nevada Academic Content Standards into their teaching expectations and practice?**

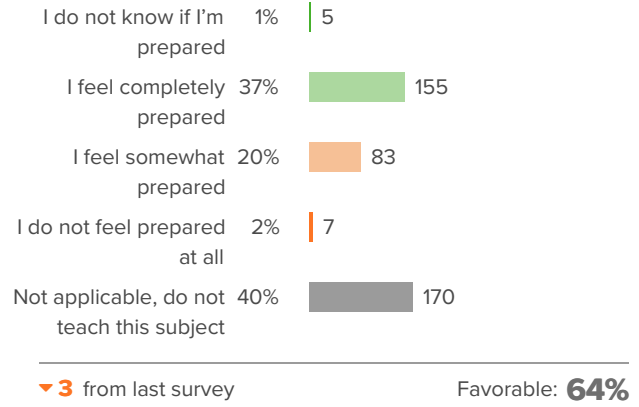




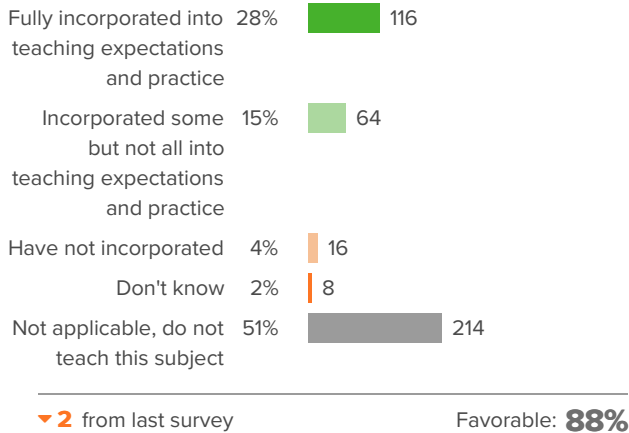
**Q.5: How prepared do you feel to teach Math Nevada Academic Content Standards?**



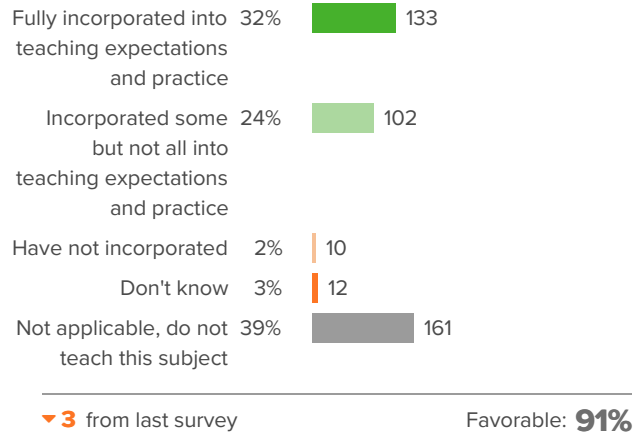
**Q.6: How prepared do you feel to teach English Language Arts Nevada Academic Content Standards?**



**Q.7: To what extent have you incorporated Math Nevada Academic Content Standards into your teaching practice?**



**Q.8: To what extent have you incorporated English Language Arts Nevada Academic Content Standards into your teaching practice?**





# Parent Involvement

Your average

**34%**

600 responses

Change

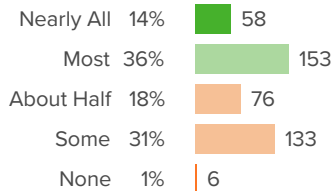
**▲ 2**

since last survey

District average: **52%** Washoe County School District

## How did people respond?

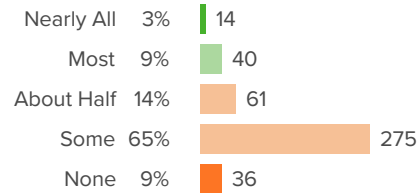
**Q.1: How many of your students' parents/guardians support your teaching efforts?**



▲ 7 from last survey

Favorable: **50%**

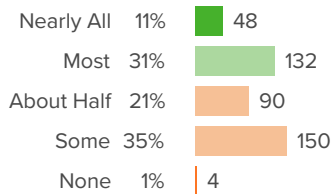
**Q.2: How many of your students' parents/guardians have asked you about ways they can support their child's learning at home?**



▲ 3 from last survey

Favorable: **13%**

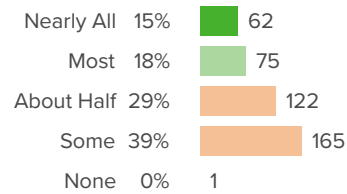
**Q.3: How many of your students' parents/guardians know how well their child is doing in your class?**



▲ 2 from last survey

Favorable: **42%**

**Q.4: How many of your students' parents have you met?**



▼ 1 from last survey

Favorable: **32%**



# Physical Environment

Your average

**73%**

600 responses

Change

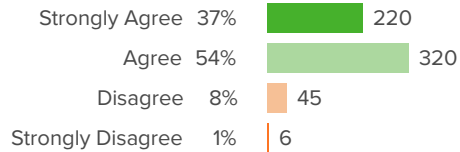
**0**

since last survey

District average: **76%** Washoe County School District

## How did people respond?

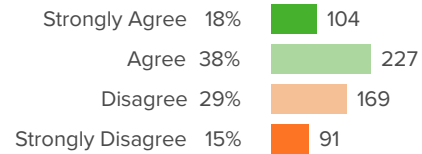
### Q.1: My school building is clean.



▼ 2 from last survey

Favorable: **91%**

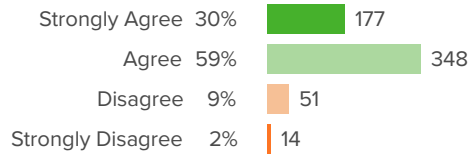
### Q.2: The temperature in my school is comfortable all year round.



▲ 2 from last survey

Favorable: **56%**

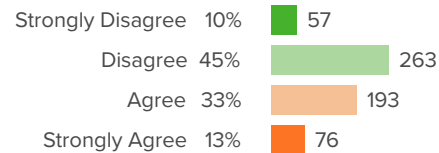
### Q.3: The bathrooms in my school are clean.



▲ 3 from last survey

Favorable: **89%**

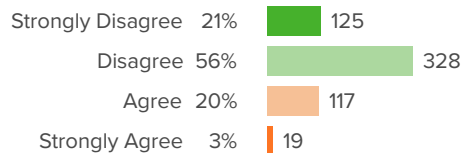
### Q.4: A lot of equipment at my school is broken or outdated.



▼ 4 from last survey

Favorable: **54%**

### Q.5: Vandalism of school property is a problem at my school.



▲ 3 from last survey

Favorable: **77%**



# Quality of WCSD

Your average

# 56%

600 responses

Change

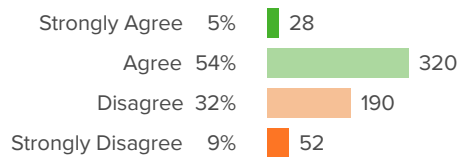
# ▲ 2

since last survey

District average: **59%** Washoe County School District

## How did people respond?

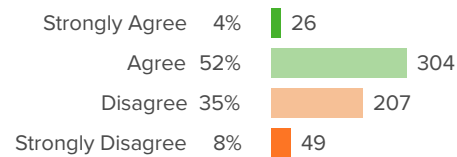
**Q.1: I believe that most students who graduate from Washoe County School District are nationally competitive in the job market.**



▲ 1 from last survey

Favorable: **59%**

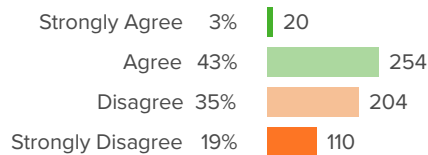
**Q.2: I believe that most students who graduate from Washoe County School District are nationally competitive for college admissions.**



▲ 1 from last survey

Favorable: **56%**

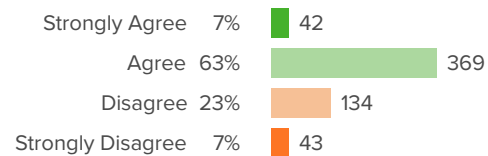
**Q.3: I feel like my work is valued by this District.**



▲ 2 from last survey

Favorable: **47%**

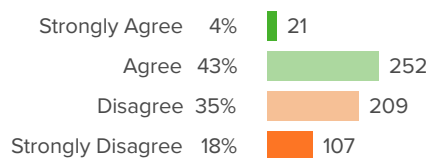
**Q.4: The District keeps me well-informed about changes in policies and initiatives that affect me.**



▼ 1 from last survey

Favorable: **70%**

**Q.5: Overall, I feel optimistic about the direction Washoe County School District is headed.**



▲ 6 from last survey

Favorable: **46%**





# Safety

Your average

**87%**

600 responses

Change

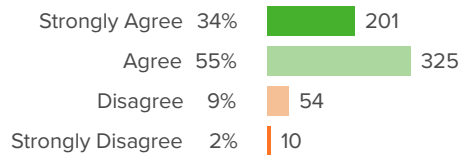
**▲ 2**

since last survey

District average: **88%** Washoe County School District

## How did people respond?

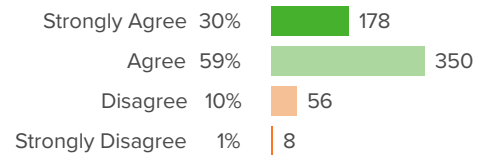
### Q.1: I feel safe inside my school.



▲ 3 from last survey

Favorable: **89%**

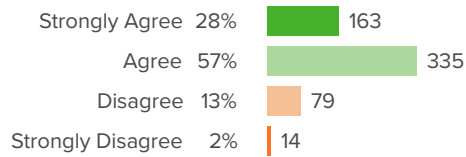
### Q.2: I feel safe outside around my school.



▲ 4 from last survey

Favorable: **89%**

### Q.3: I feel safe leaving my school even when I am there late or on the weekends.



▲ 1 from last survey

Favorable: **84%**



# Social Emotional Learning

Your average

**86%**

600 responses

Change

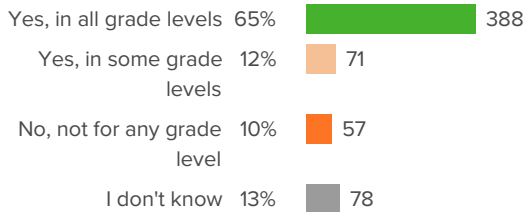
**▲ 5**

since last survey

District average: **86%** Washoe County School District

## How did people respond?

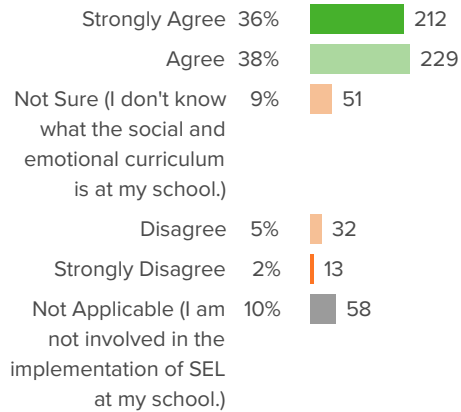
### Q.1: Does your school follow an established written social and emotional learning curriculum?



▲ 5 from last survey

Favorable: **75%**

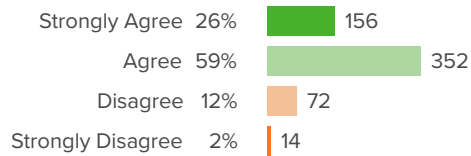
### Q.2: I feel confident in my ability to implement the social and emotional learning curriculum that has been adopted at my school.



▲ 5 from last survey

Favorable: **82%**

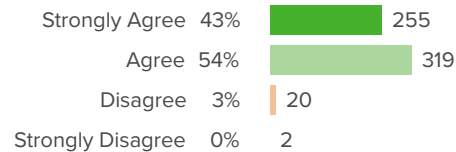
### Q.3: The adults in this school interact with one another in a way that models social and emotional competence.



▲ 2 from last survey

Favorable: **86%**

### Q.4: The adults in this school are expected to actively promote students' social and emotional development.

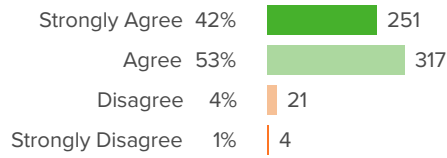


▲ 3 from last survey

Favorable: **96%**



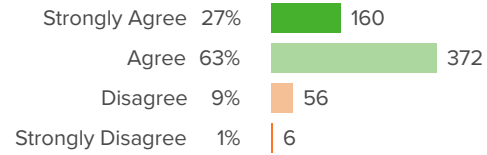
**Q.5: All staff are expected to address students' social and emotional needs.**



▲ 3 from last survey

Favorable: **96%**

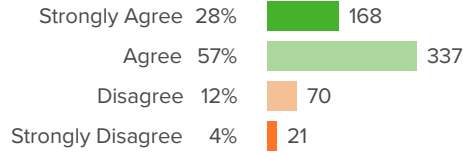
**Q.6: The adults in this school interact with students in a way that supports students' social and emotional skills.**



▲ 3 from last survey

Favorable: **90%**

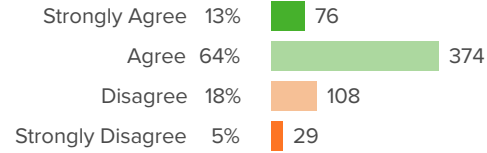
**Q.7: The culture at my school supports social and emotional learning.**



▲ 6 from last survey

Favorable: **85%**

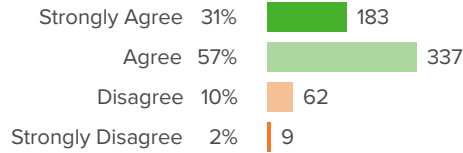
**Q.8: The culture in the district supports the development of students' social and emotional skills.**



▲ 6 from last survey

Favorable: **77%**

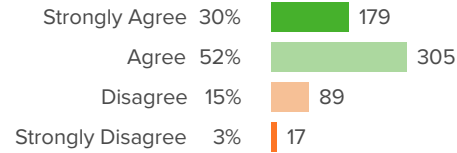
**Q.9: My school has developed a vision for academic, social, and emotional learning.**



▲ 7 from last survey

Favorable: **88%**

**Q.10: The vision for academic, social and emotional learning has been communicated to all school staff.**



▲ 8 from last survey

Favorable: **82%**



# Staff Collaboration

Your average

**81%**

600 responses

Change

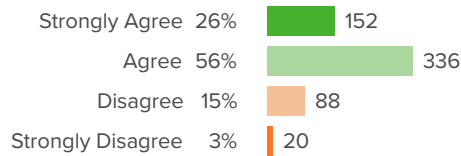
**▲ 4**

since last survey

District average: **82%** Washoe County School District

## How did people respond?

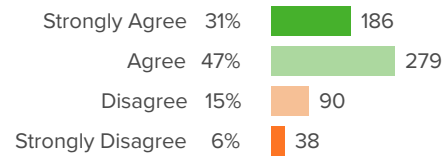
**Q.1: There is a sense of teamwork among all school staff.**



▲ 4 from last survey

Favorable: **82%**

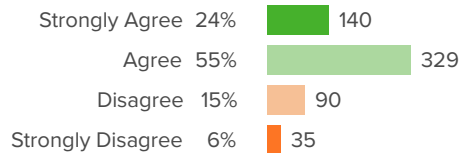
**Q.2: The school leadership makes a sustained effort to address staff concerns.**



▲ 4 from last survey

Favorable: **78%**

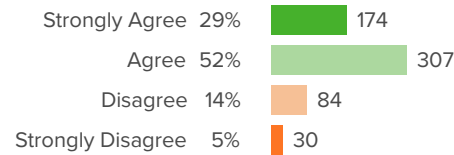
**Q.3: Staff at my school are recognized and appreciated for good work.**



▲ 6 from last survey

Favorable: **79%**

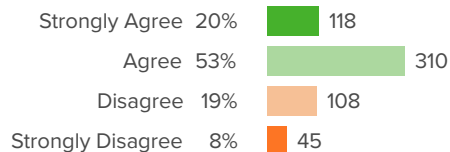
**Q.4: The school leadership makes sure that staff are involved in making plans and decisions that affect this school.**



▲ 7 from last survey

Favorable: **81%**

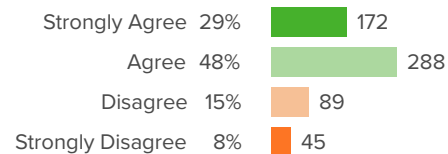
**Q.5: The school leadership makes sure that my administrative duties do not interfere with my essential role of educating students.**



▲ 0 from last survey

Favorable: **74%**

**Q.6: I feel comfortable raising issues and concerns that are important to me at my school.**

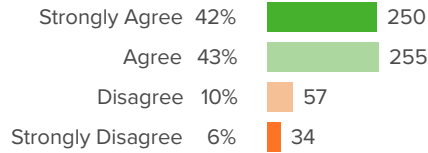


▲ 2 from last survey

Favorable: **77%**

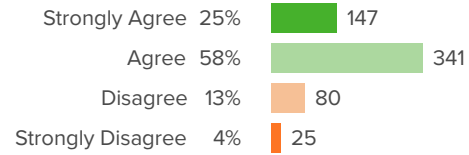


**Q.7: I feel supported by my administrator.**



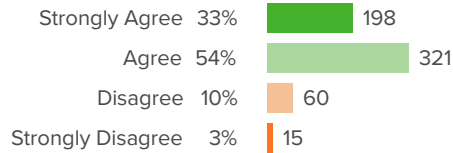
▲ **7** from last survey Favorable: **85%**

**Q.8: My school provides me with the materials and resources needed to provide support for students of all abilities.**



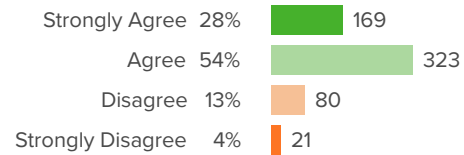
▲ **3** from last survey Favorable: **82%**

**Q.9: I feel school leadership is clear about what my job is at this school.**



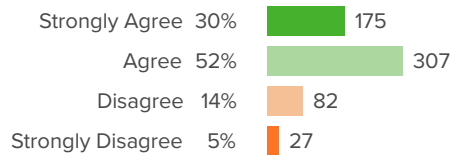
▲ **2** from last survey Favorable: **87%**

**Q.10: Staff are proud to work at this school.**



▲ **5** from last survey Favorable: **83%**

**Q.11: I look forward to coming to this school every day.**



▲ **7** from last survey Favorable: **82%**



# Staff-Student Relationships

Your average

**89%**

600 responses

Change

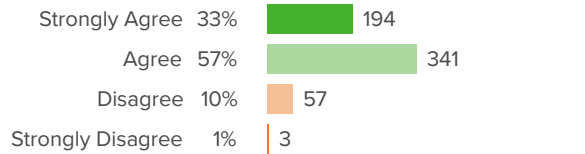
**▲ 3**

since last survey

District average: **92%** Washoe County School District

## How did people respond?

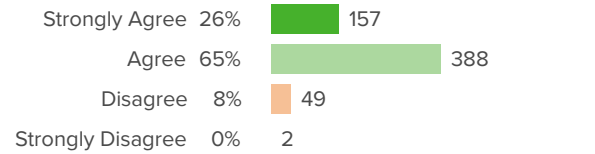
### Q.1: Teachers and staff at my school care about every student.



▲ 3 from last survey

Favorable: **90%**

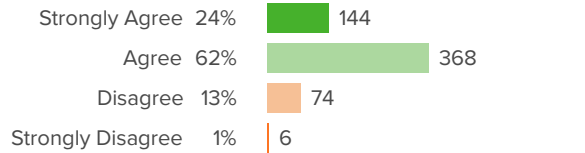
### Q.2: Teachers and staff at my school listen to students' ideas and opinions.



▲ 1 from last survey

Favorable: **91%**

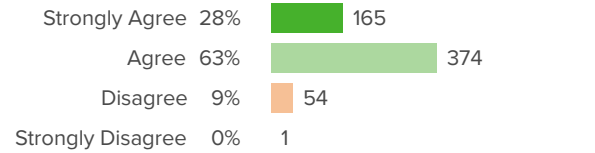
### Q.3: Teachers and staff at my school talk openly to students about school issues.



▲ 1 from last survey

Favorable: **86%**

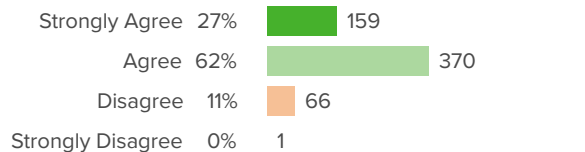
### Q.4: Every single student at our school knows at least one staff member who would help them with a personal problem.



▲ 6 from last survey

Favorable: **91%**

### Q.5: Every single student at our school knows at least one staff member who would care if they were not in school.



▲ 4 from last survey

Favorable: **89%**



# Student Behaviors

Your average

# 76%

600 responses

Change

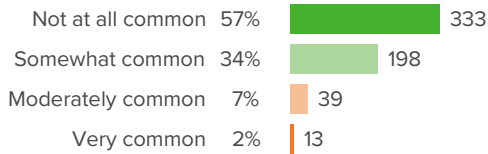
# ▲ 5

since last survey

District average: **82%** Washoe County School District

## How did people respond?

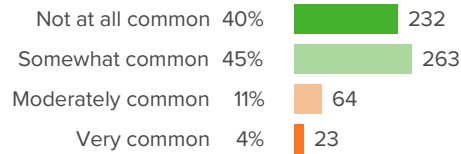
### Q.1: How common are the following behaviors at this school? Student alcohol use



▲ 5 from last survey

Favorable: **91%**

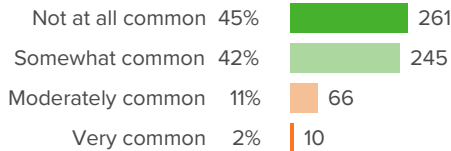
### Q.2: How common are the following behaviors at this school? Student drug use



▲ 8 from last survey

Favorable: **85%**

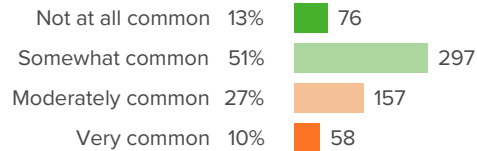
### Q.3: How common are the following behaviors at this school? Student tobacco use



▲ 1 from last survey

Favorable: **87%**

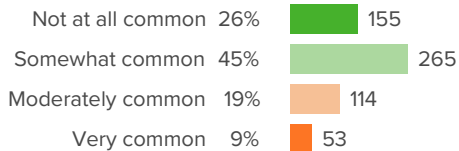
### Q.4: How common are the following behaviors at this school? Harassment or bullying among students



▲ 6 from last survey

Favorable: **63%**

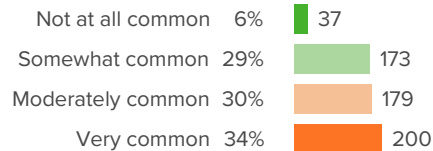
### Q.5: How common are the following behaviors at this school? Physical fighting between students



▲ 6 from last survey

Favorable: **72%**

### Q.6: How common are the following behaviors at this school? Disruptive student behavior

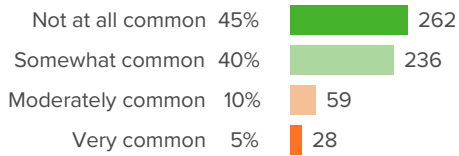


▲ 0 from last survey

Favorable: **36%**

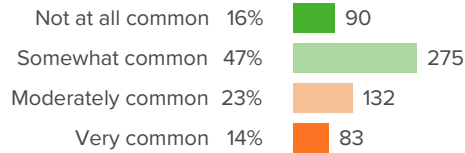


**Q.7: How common are the following behaviors at this school? Racial/ethnic conflict among students**



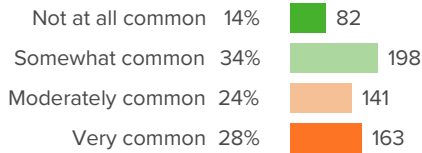
▲ 4 from last survey Favorable: **85%**

**Q.8: How common are the following behaviors at this school? Student depression or other mental health problems**



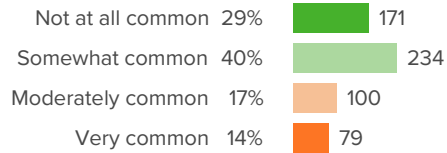
▲ 5 from last survey Favorable: **63%**

**Q.9: How common are the following behaviors at this school? Lack of respect of staff by students**



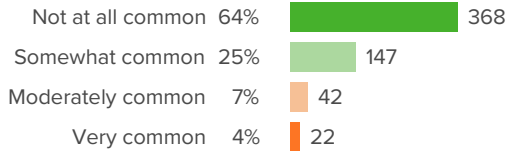
▲ 7 from last survey Favorable: **48%**

**Q.10: How common are the following behaviors at this school? Cutting classes or being truant**



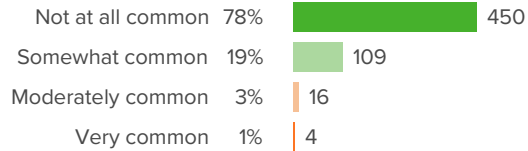
▲ 5 from last survey Favorable: **69%**

**Q.11: How common are the following behaviors at this school? Gang-related activity**



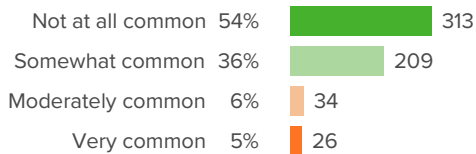
▲ 5 from last survey Favorable: **89%**

**Q.12: How common are the following behaviors at this school? Weapons possession**



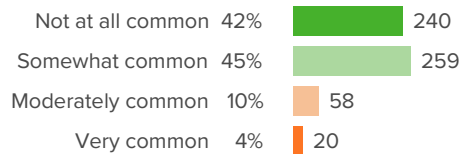
▲ 4 from last survey Favorable: **97%**

**Q.13: How common are the following behaviors at this school? Vandalism (including graffiti)**



▲ 8 from last survey Favorable: **90%**

**Q.14: How common are the following behaviors at this school? Theft**



▲ 8 from last survey Favorable: **86%**





# Work Stress

Your average

# 68%

600 responses

Change

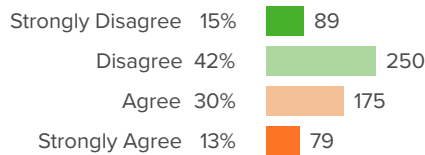
# ▲ 3

since last survey

District average: **71%** Washoe County School District

## How did people respond?

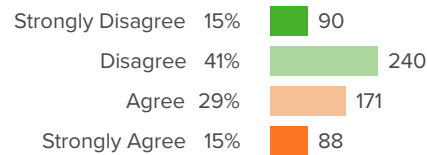
### Q.1: I feel tense, restless, or anxious at work.



▲ 4 from last survey

Favorable: **57%**

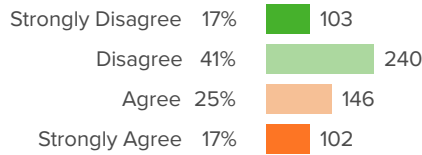
### Q.2: I feel burnt out.



▲ 5 from last survey

Favorable: **56%**

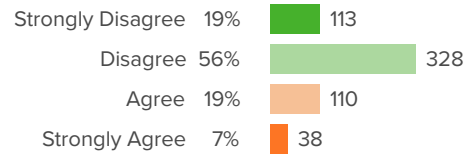
### Q.3: With this work pace I don't think I'll make it to the retiring age.



▲ 1 from last survey

Favorable: **58%**

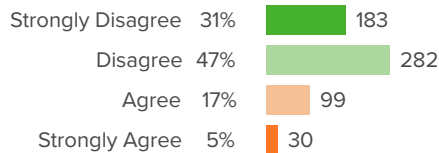
### Q.4: I'm disappointed in our staff's ways of handling our shared affairs.



▲ 6 from last survey

Favorable: **75%**

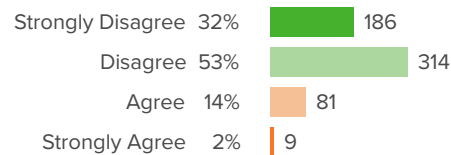
### Q.5: I often feel like an outsider in my work community.



▲ 1 from last survey

Favorable: **78%**

### Q.6: I often feel I have failed in my work with students.

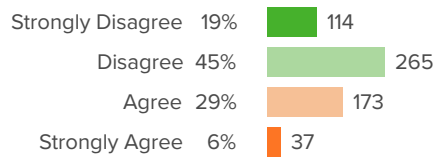


▲ 0 from last survey

Favorable: **85%**



**Q.7: Dealing with problem situations concerning students often upsets me.**



▲ 0 from last survey

Favorable: **64%**