



Middle Schools

Parent Climate Survey
2018-19



Report created by
Panorama Education

Summary

Topic Description	Results	Comparison
Communication with School	86% 0 since last survey	89% Washoe County School District
Family Efficacy How confident families are with regard to key parenting skills.	71% ▼ 1 since last survey	75% Washoe County School District
Learning Behaviors Families' perceptions of their child's learning-related behaviors.	58% 0 since last survey	61% Washoe County School District
Overall Quality	71% ▼ 4 since last survey	79% Washoe County School District
Physical Safety	85% ▲ 1 since last survey	90% Washoe County School District
Quality Education	82% ▼ 1 since last survey	87% Washoe County School District
Relationships / Respect	83% ▼ 3 since last survey	88% Washoe County School District



School Fit

Families' perceptions of how well a school matches their child's developmental needs.

55%

▼ 3

since last survey

65%

Washoe County School District

School Leadership

87%

88%

Washoe County School District

Supportive Place

80%

▼ 2

since last survey

85%

Washoe County School District

1,620 responses

Communication with School

Your average

86%

1,620 responses

Change

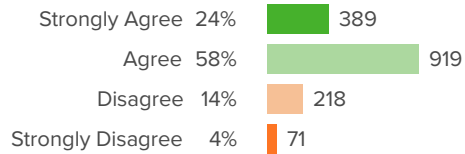
0

since last survey

District average: **89%** Washoe County School District

How did people respond?

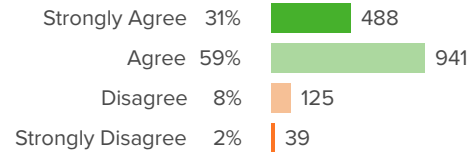
Q.1: I am kept informed about my child's ongoing learning and progress.



▼ **1** from last survey

Favorable: **82%**

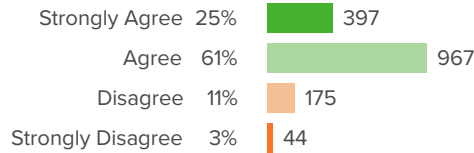
Q.2: I am kept informed about my child's grades.



▲ **0** from last survey

Favorable: **90%**

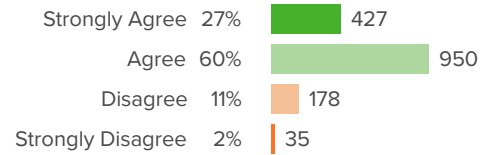
Q.3: My child's teacher(s) are available to discuss my child's learning needs with me.



▼ **1** from last survey

Favorable: **86%**

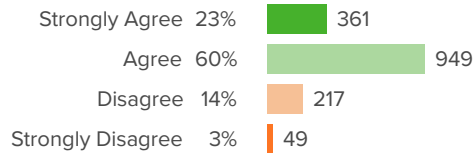
Q.4: I am kept informed about my child's behavior.



▲ **0** from last survey

Favorable: **87%**

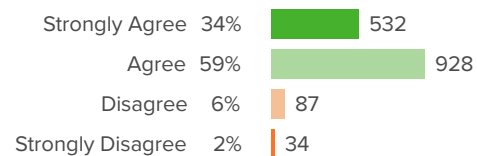
Q.5: I am satisfied with the opportunities for me to be involved in my child's school.



▼ **2** from last survey

Favorable: **83%**

Q.6: Teachers at my child's school update grades and assignments on the Infinite Campus Parent Portal at least twice a month.

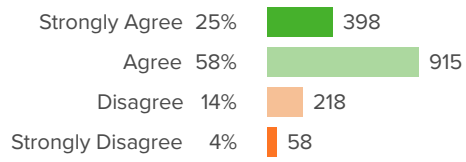


▲ **1** from last survey

Favorable: **92%**



Q.7: Overall, I am satisfied with the communication between this school and me.



▼ **1** from last survey

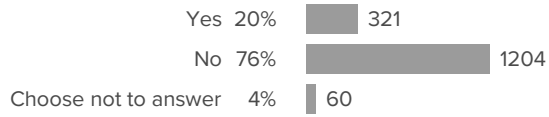
Favorable: **83%**



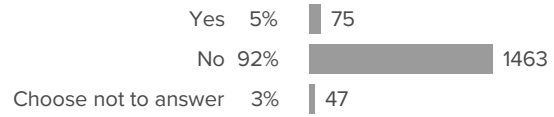
Demographics

How did people respond?

Q.1: Is your child receiving Special Education services, including gifted and talented?

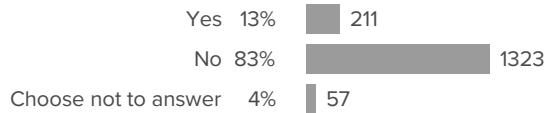


Q.2: Is your child receiving English Language Learner (ELL) services?

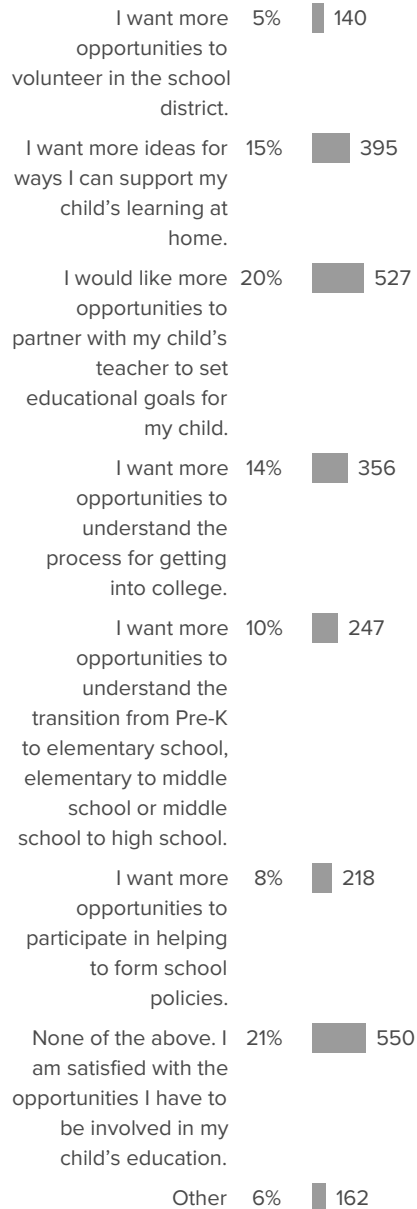




Q.3: Are you a district employee?

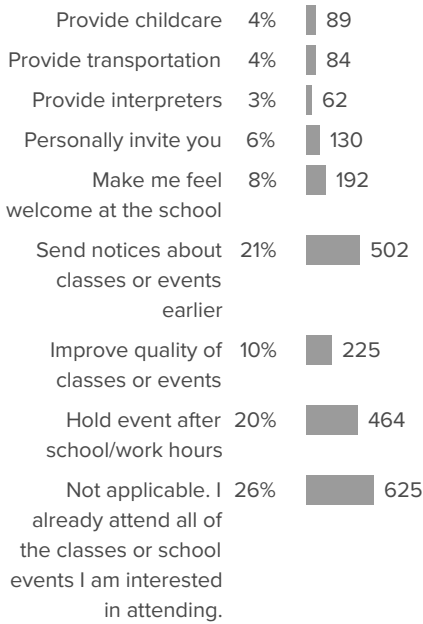


Q.4: How could your child's school do a better job of partnering with you in your child's education? (Please SELECT ALL THAT APPLY)

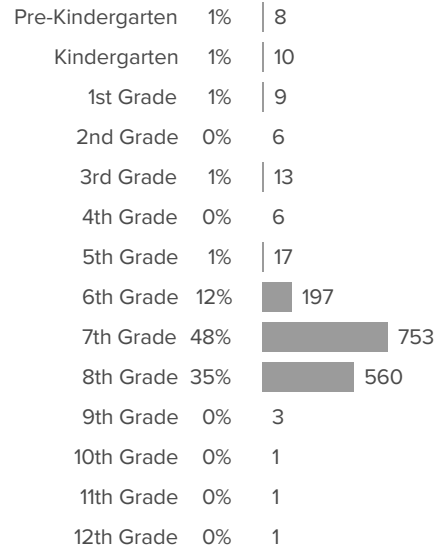




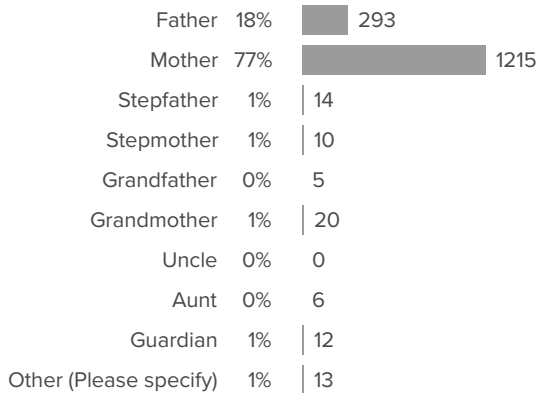
Q.5: What can your child’s school do to help make it easier to attend classes or events that might interest you? (Please SELECT ALL THAT APPLY)



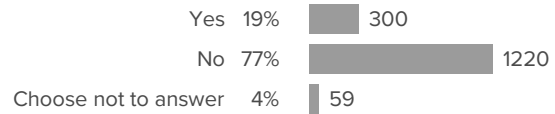
Q.6: What grade is your child currently in at this school? (Please select only ONE)



Q.7: What is your relationship to the child(ren)?

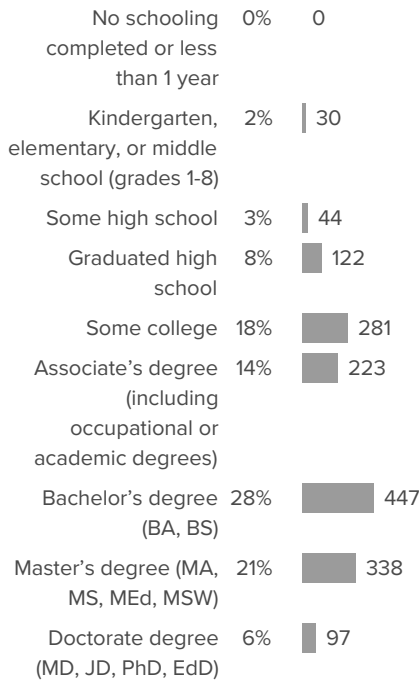


Q.8: Does your child receive free or reduced price lunch?

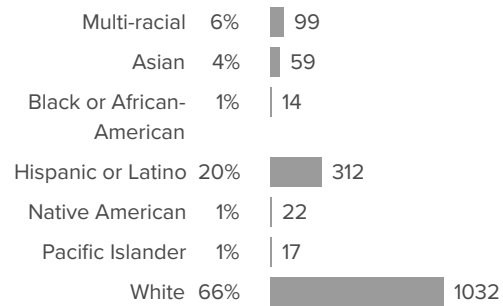




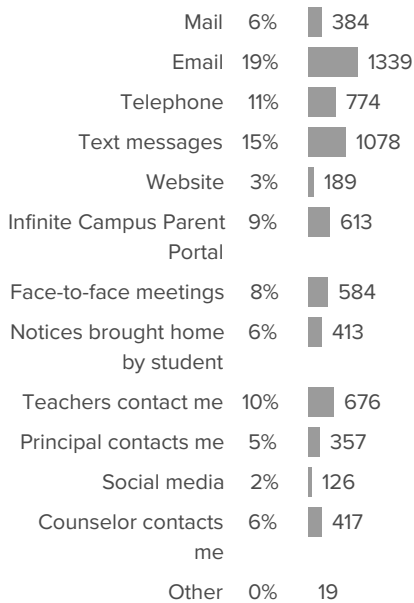
Q.9: What is the highest level of education any member of your household has obtained? (Please select only ONE)



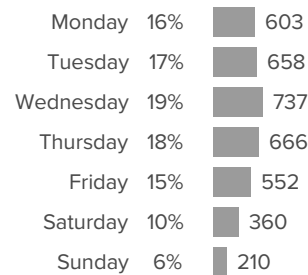
Q.10: What is your race or ethnicity? (Please select only ONE.)



Q.11: What are the best ways for the school to communicate with you about your child's education? (Please SELECT ALL THAT APPLY)

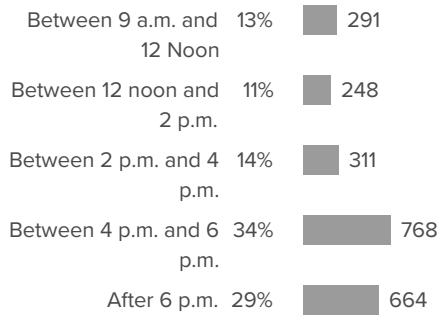


Q.12: What is the best day of the week for you to attend school workshops or events? (Please SELECT ALL THAT APPLY)





Q.13: What is the best time of day for you to attend school workshops or events? (Please SELECT ALL THAT APPLY)



Family Efficacy

Your average

71%

1,620 responses

Change

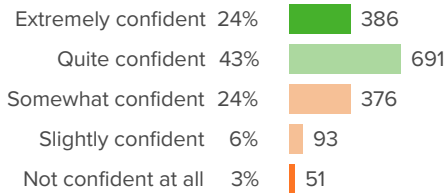
▼ **1**

since last survey

District average: **75%** Washoe County School District

How did people respond?

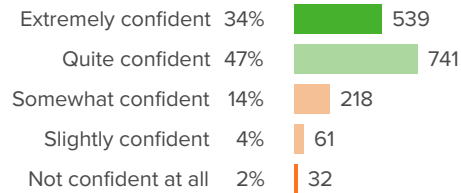
Q.1: How confident are you that you can help your child develop good friendships?



▼ **1** from last survey

Favorable: **67%**

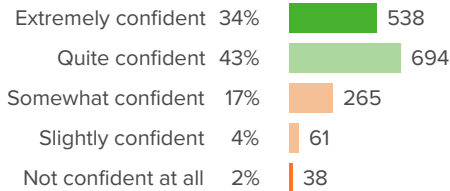
Q.2: How confident are you in your ability to make choices about your child's schooling?



▲ **2** from last survey

Favorable: **80%**

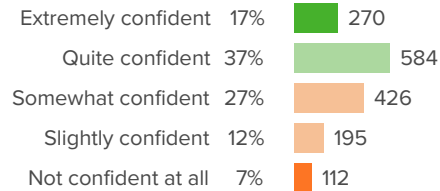
Q.3: How confident are you that you can motivate your child to try hard in school?



▼ **1** from last survey

Favorable: **77%**

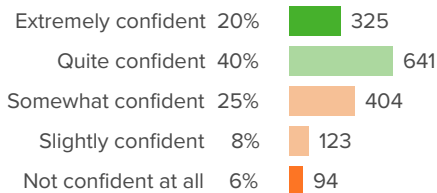
Q.4: How confident are you in your ability to connect with other parents?



▼ **1** from last survey

Favorable: **54%**

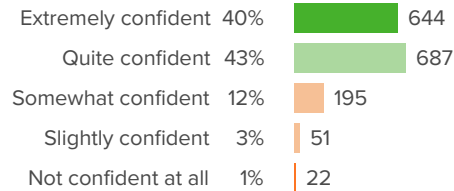
Q.5: How confident are you in your ability to make sure your child's school meets your child's learning needs?



▼ **2** from last survey

Favorable: **61%**

Q.6: How confident are you in your ability to support your child's learning at home?

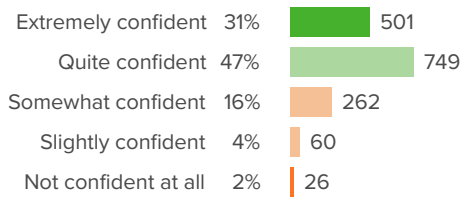


▼ **1** from last survey

Favorable: **83%**



Q.7: How confident are you in your ability to help your child deal with his/her emotions appropriately?



▼ **1** from last survey

Favorable: **78%**

Learning Behaviors

Your average

58%

1,620 responses

Change

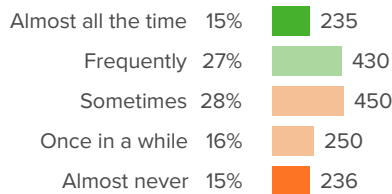
0

since last survey

District average: **61%** Washoe County School District

How did people respond?

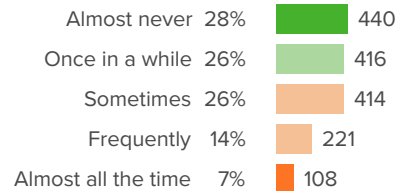
Q.1: How often does your child read for fun?



▲ 2 from last survey

Favorable: **42%**

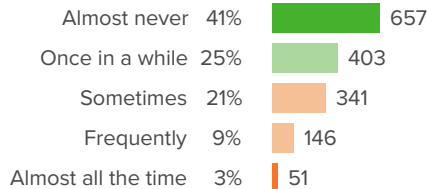
Q.2: How often does your child struggle to get organized for school?



▲ 0 from last survey

Favorable: **54%**

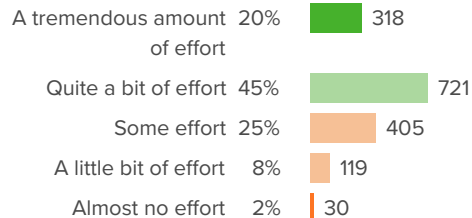
Q.3: How often does your child give up on learning activities that s/he finds hard?



▲ 0 from last survey

Favorable: **66%**

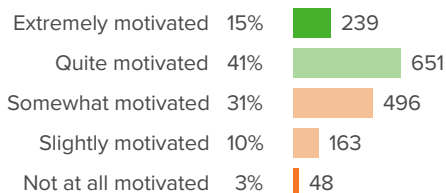
Q.4: How much effort does your child put into school-related tasks?



▲ 0 from last survey

Favorable: **65%**

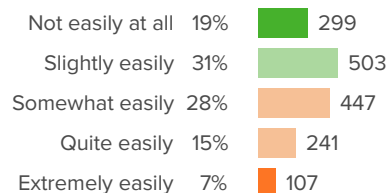
Q.5: How motivated is your child to learn the topics covered in class?



▼ 4 from last survey

Favorable: **56%**

Q.6: When working on school activities at home, how easily is your child distracted?

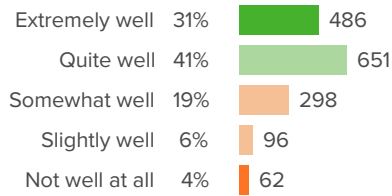


▲ 0 from last survey

Favorable: **50%**



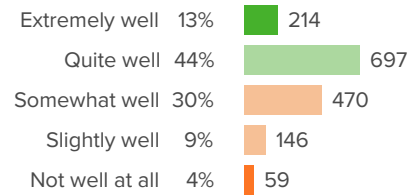
Q.7: On average, how well does your child work independently on learning activities at home?



▲ **1** from last survey

Favorable: **71%**

Q.8: In general, how well does your child learn from feedback about his/her work?



▼ **4** from last survey

Favorable: **57%**



Overall Quality

Your average

71%

1,620 responses

Change

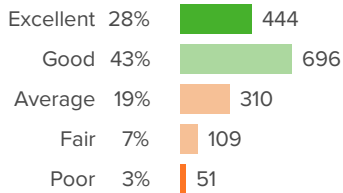
▼ **4**

since last survey

District average: **79%** Washoe County School District

How did people respond?

Q.1: How would you rate the quality of education your child's school has provided this year?



▼ **4** from last survey

Favorable: **71%**



Physical Safety

Your average

85%

1,620 responses

Change

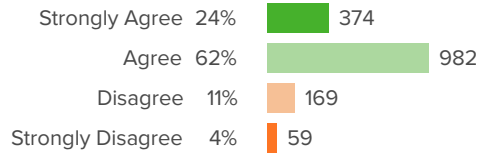
▲ 1

since last survey

District average: **90%** Washoe County School District

How did people respond?

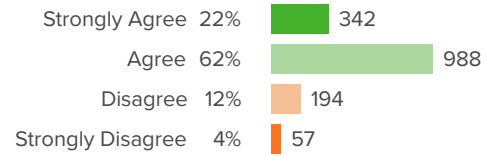
Q.1: My child feels safe inside the school building.



▲ 1 from last survey

Favorable: **86%**

Q.2: My child feels safe outside, on the school grounds.



▲ 1 from last survey

Favorable: **84%**

Quality Education

Your average

82%

1,620 responses

Change

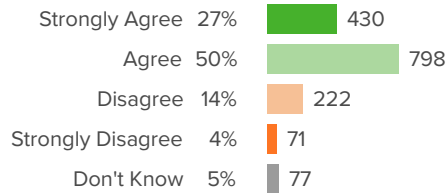
▼ **1**

since last survey

District average: **87%** Washoe County School District

How did people respond?

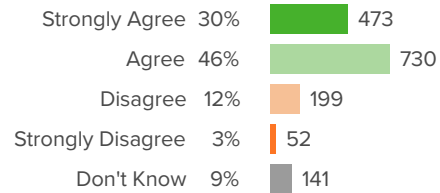
Q.1: My child is receiving the kind of instruction that is appropriate for his or her abilities.



▼ **1** from last survey

Favorable: **81%**

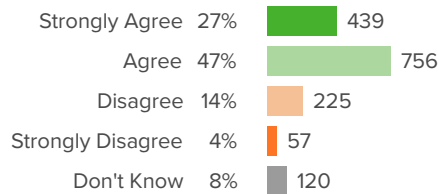
Q.2: My child's teacher(s) set high expectations for my child's individual learning.



▲ **0** from last survey

Favorable: **83%**

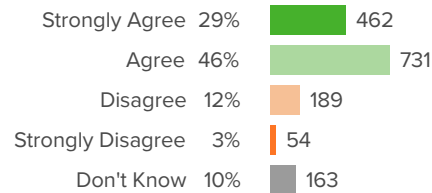
Q.3: My child's teacher(s) provide my child with all of the accommodations needed to do well in his or her classes.



▼ **2** from last survey

Favorable: **81%**

Q.4: If my child needs extra help, the teacher(s) are available.



▼ **1** from last survey

Favorable: **83%**

Relationships / Respect

Your average

83%

1,620 responses

Change

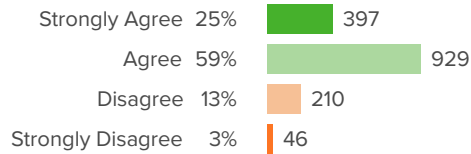
▼ **3**

since last survey

District average: **88%** Washoe County School District

How did people respond?

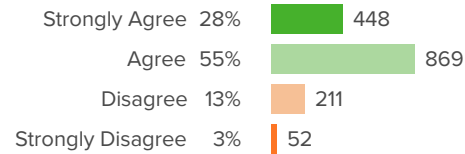
Q.1: Staff at my child's school really care about my child.



▼ **2** from last survey

Favorable: **84%**

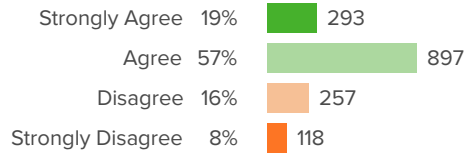
Q.2: My child has at least one staff member at the school in whom they can confide.



▼ **3** from last survey

Favorable: **83%**

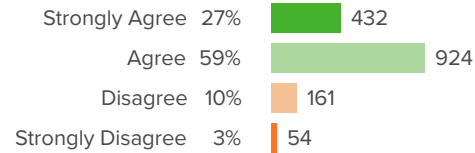
Q.3: The rules and expectations for behavior are the same for every student at my child's school.



▼ **4** from last survey

Favorable: **76%**

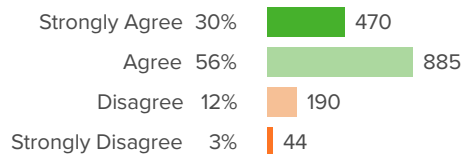
Q.4: My child is treated fairly by all teachers and staff, no matter his or her race, cultural, or family background.



▼ **3** from last survey

Favorable: **86%**

Q.5: I have at least one staff member I can contact when I want to discuss my child's education.



▼ **2** from last survey

Favorable: **85%**

School Fit

Your average

55%

1,620 responses

Change

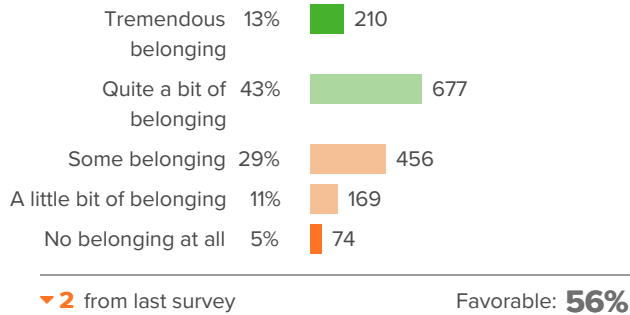
▼ **3**

since last survey

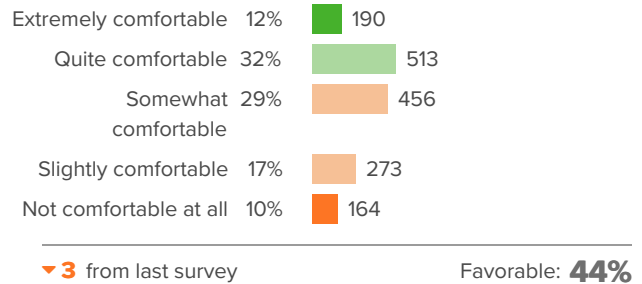
District average: **65%** Washoe County School District

How did people respond?

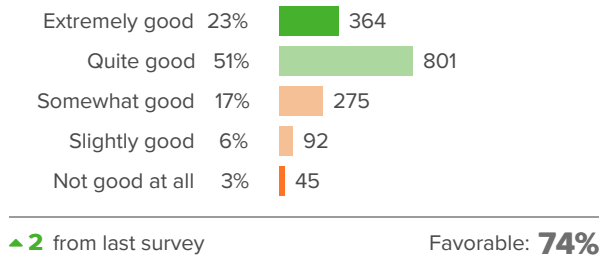
Q.1: How much of a sense of belonging does your child feel at his/her school?



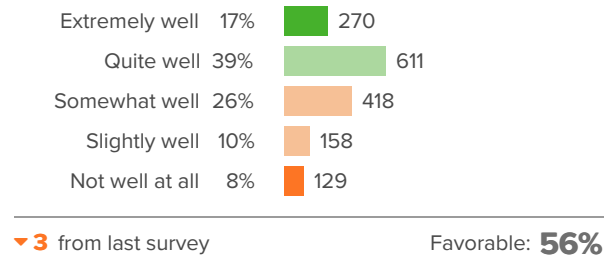
Q.2: How comfortable is your child in asking for help from school adults?



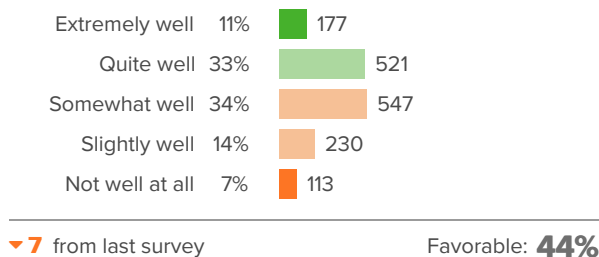
Q.3: Given your child's cultural background, how good a fit is his/her school?



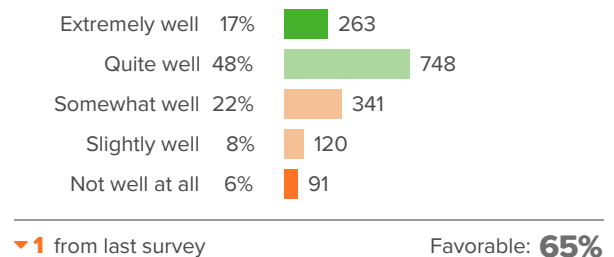
Q.4: How well do you feel your child's school is preparing him/her for his/her next academic year?



Q.5: How well do the activities offered at your child's school match his/her interests?

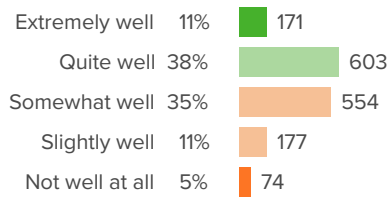


Q.6: At your child's school, how well does the overall approach to discipline work for your child?





Q.7: How well do the teaching styles of your child's teachers match your child's learning style?



▼ **3** from last survey

Favorable: **49%**

School Leadership

Your average

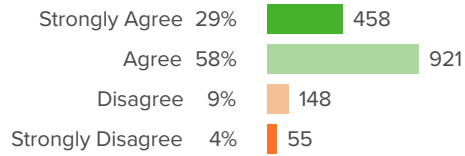
87%

1,620 responses

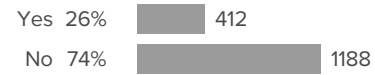
District average: **88%** Washoe County School District

How did people respond?

Q.1: The principal makes decisions that are in the best interest of all the children at this school.



Q.2: Have you had an issue or concern to discuss with the principal or assistant principal this year?



▼ **2** from last survey

Favorable: **87%**

Supportive Place

Your average

80%

1,620 responses

Change

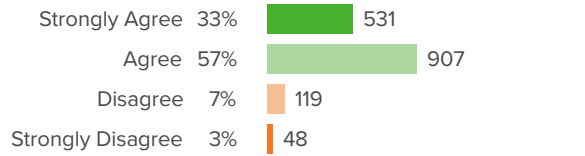
▼ **2**

since last survey

District average: **85%** Washoe County School District

How did people respond?

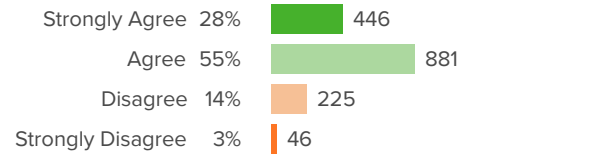
Q.1: School employees make me feel welcome at my child's school.



▲ **1** from last survey

Favorable: **90%**

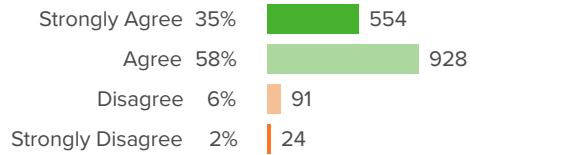
Q.2: If I need help or have a question, I know whom to talk to at this school.



▼ **3** from last survey

Favorable: **83%**

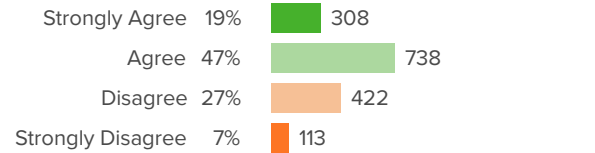
Q.3: School employees are polite to me at this school.



▲ **0** from last survey

Favorable: **93%**

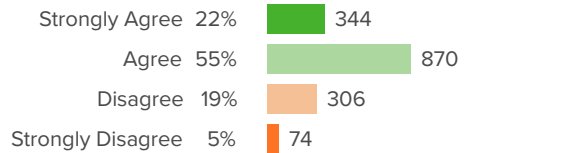
Q.4: The teacher and I work together to create goals for my child.



▼ **3** from last survey

Favorable: **66%**

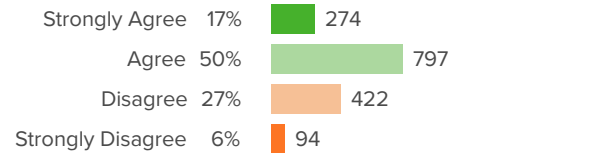
Q.5: I have an opportunity to participate in important educational decisions about my child.



▼ **2** from last survey

Favorable: **76%**

Q.6: My child's school seeks parent input about how to make the school better.

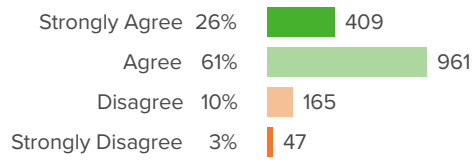


▼ **2** from last survey

Favorable: **67%**



Q.7: School employees provide quality customer service at this school.



▲ 0 from last survey

Favorable: **87%**