



High Schools

WCSD School Climate and Safety Staff Survey
2018-19



Report created by
Panorama Education



Summary

Topic Description	Results	Comparison
Early Release Wednesdays	76% ▲3 since last survey	79% Washoe County School District
Expectations of Success	90% ▼1 since last survey	93% Washoe County School District
Fairness and Respect	82% ▲1 since last survey	84% Washoe County School District
Home-School Communication	90% ▲1 since last survey	93% Washoe County School District
Instructional Focus	81% ▲3 since last survey	86% Washoe County School District
Nevada Academic Content Standards	75%	85% Washoe County School District
Parent Involvement	28% ▼2 since last survey	52% Washoe County School District
Physical Environment	73% ▼2 since last survey	76% Washoe County School District



Quality of WCSD

59%

▲2

since last survey

59%

Washoe County School District

Safety

91%

▲1

since last survey

88%

Washoe County School District

Social Emotional Learning

83%

▲4

since last survey

86%

Washoe County School District

Staff Collaboration

82%

▲3

since last survey

82%

Washoe County School District

Staff-Student Relationships

87%

0

since last survey

92%

Washoe County School District

Student Behaviors

71%

▼4

since last survey

82%

Washoe County School District

Work Stress

72%

0

since last survey

71%

Washoe County School District

942 responses



Early Release Wednesdays

Your average

76%

942 responses

Change

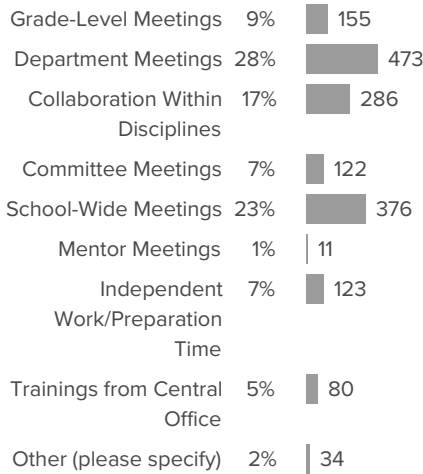
▲ 3

since last survey

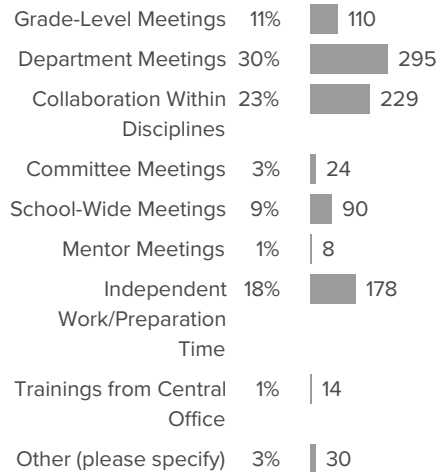
District average: **79%** Washoe County School District

How did people respond?

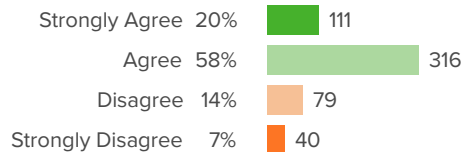
Q.1: How are you using the time provided on early release Wednesdays? (please select up to three options)



Q.2: Of those you selected, what, if any, are the most helpful to you? (Please select up to 3 options)



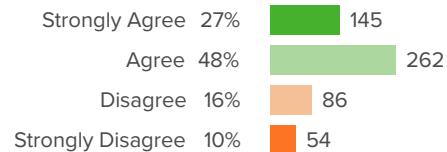
Q.3: I am satisfied with the amount of time provided on early release Wednesdays.



▲ 4 from last survey

Favorable: **78%**

Q.4: The time provided for early release Wednesdays is used productively.

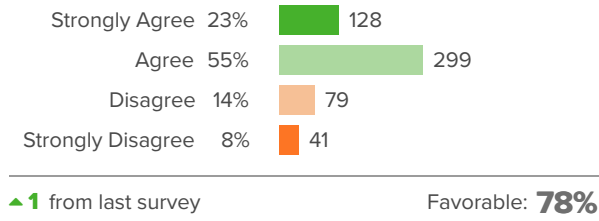


▲ 1 from last survey

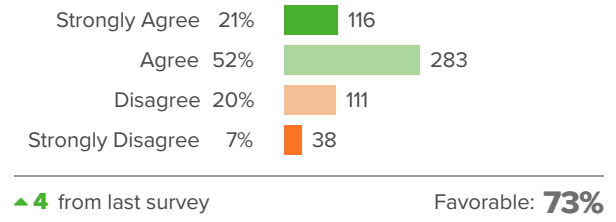
Favorable: **74%**



Q.5: I apply the knowledge that I gain from participation in early release Wednesdays in my classroom practice.



Q.6: The discussion focus of early release Wednesdays is consistent over time.





Expectations of Success

Your average

90%

942 responses

Change

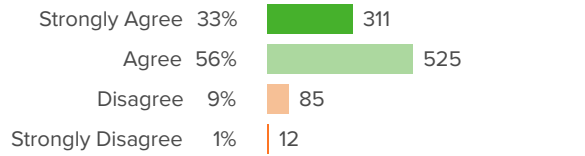
▼ **1**

since last survey

District average: **93%** Washoe County School District

How did people respond?

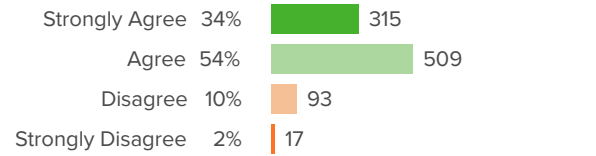
Q.1: Staff at my school set high expectations for students' achievement.



▲ **1** from last survey

Favorable: **90%**

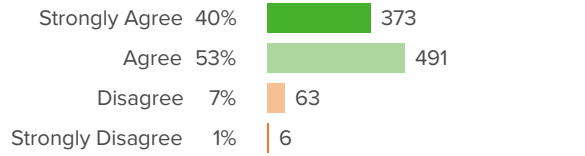
Q.2: Staff at my school work hard to motivate students who show low interest in school work.



▼ **1** from last survey

Favorable: **88%**

Q.3: Staff at my school work hard to make sure that students stay in school.



▼ **1** from last survey

Favorable: **93%**



Fairness and Respect

Your average

82%

942 responses

Change

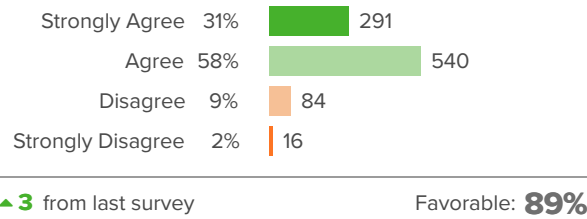
▲ 1

since last survey

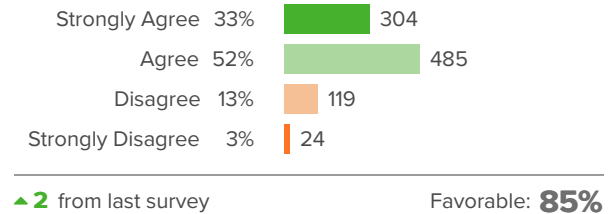
District average: **84%** Washoe County School District

How did people respond?

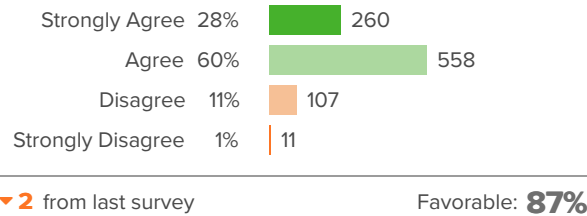
Q.1: Staff respect all students at my school.



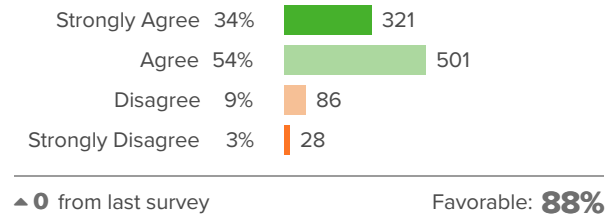
Q.2: Staff are professional when speaking of each other and/or administrators.



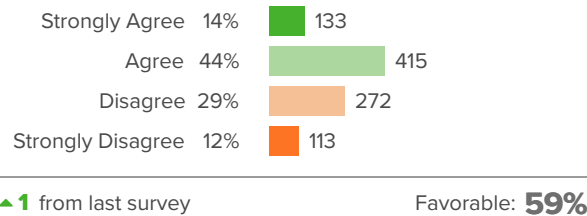
Q.3: Students of different social backgrounds get along well at my school.



Q.4: The rules and expectations about how students should behave at my school are fair.



Q.5: The rules and expectations about student behavior are enforced equally by staff.





Home-School Communication

Your average

90%

942 responses

Change

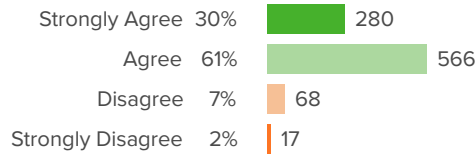
▲ 1

since last survey

District average: **93%** Washoe County School District

How did people respond?

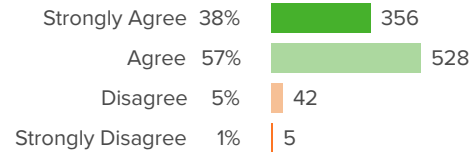
Q.1: Staff at my school believe that parents are partners in the educational process.



▲ 0 from last survey

Favorable: **91%**

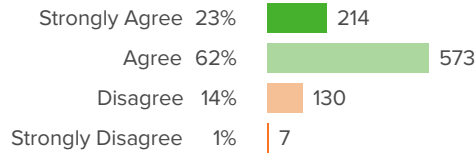
Q.2: My school is welcoming to parents.



▲ 1 from last survey

Favorable: **95%**

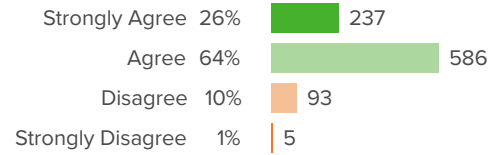
Q.3: Staff at my school are expected to provide parents with ways to support their child's learning at home.



▲ 3 from last survey

Favorable: **85%**

Q.4: Staff at my school frequently update parents/guardians about their child's progress in their classrooms.



▲ 2 from last survey

Favorable: **89%**



Instructional Focus

Your average

81%

942 responses

Change

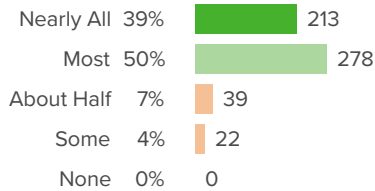
▲ 3

since last survey

District average: **86%** Washoe County School District

How did people respond?

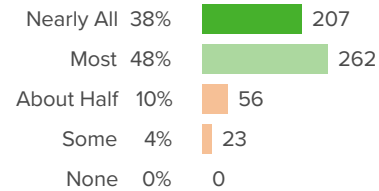
Q.1: How many teachers in this school...Emphasize teaching lessons in ways that are relevant to students.



▲ 3 from last survey

Favorable: **89%**

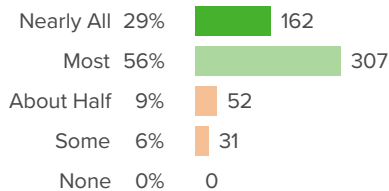
Q.2: How many teachers in this school...Focus instruction on learning, not just remembering facts.



▲ 2 from last survey

Favorable: **86%**

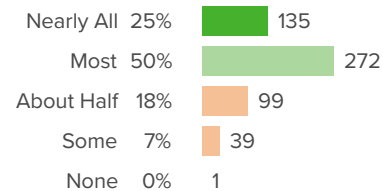
Q.3: How many teachers in this school...Take responsibility for ensuring that all students master grade level objectives.



▲ 3 from last survey

Favorable: **85%**

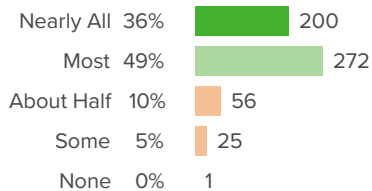
Q.4: How many teachers in this school...Effectively differentiate instruction to meet the needs of students at all achievement levels.



▲ 2 from last survey

Favorable: **75%**

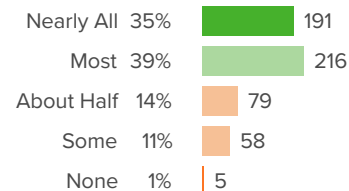
Q.5: How many teachers in this school...Take responsibility for ensuring that the needs of students with special instructional requirements are addressed.



▲ 1 from last survey

Favorable: **85%**

Q.6: How many teachers in this school...Communicate with each other to make student learning consistent across classes within the same grade level.

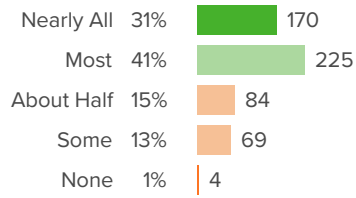


▲ 3 from last survey

Favorable: **74%**



Q.7: How many teachers in this school...Communicate with each other to make student learning consistent across grade levels.



▲ **3** from last survey

Favorable: **72%**



Nevada Academic Content Standards

Your average

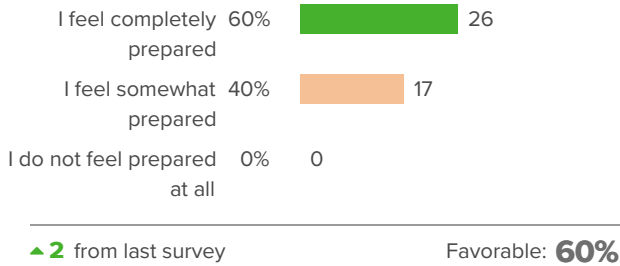
75%

942 responses

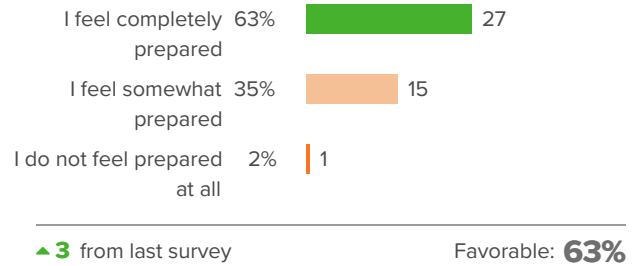
District average: **85%** Washoe County School District

How did people respond?

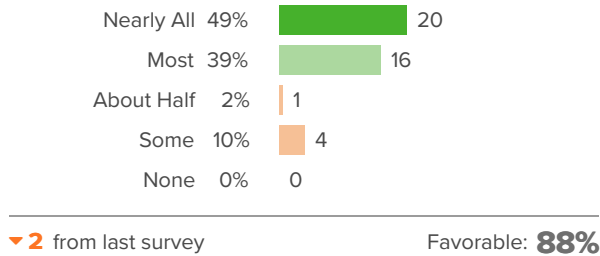
Q.1: Do you feel prepared to support your school's educators to teach Math Nevada Academic Content Standards?



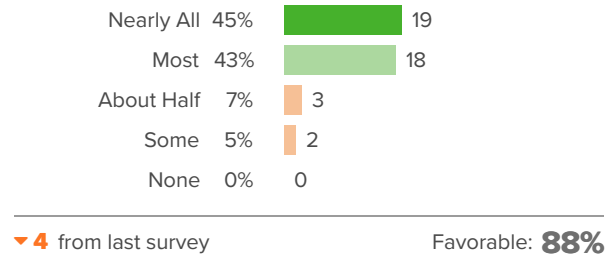
Q.2: Do you feel prepared to support your school's educators to teach English Language Arts Nevada Academic Content Standards?



Q.3: How many teachers in this school have fully incorporated Math Nevada Academic Content Standards into their teaching expectations and practice?

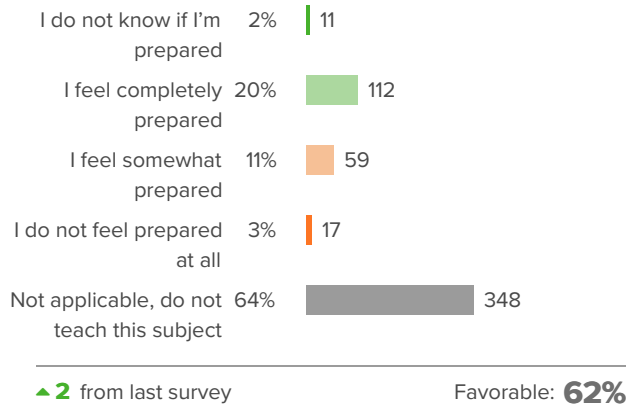


Q.4: How many teachers in this school have fully incorporated English Language Arts Nevada Academic Content Standards into their teaching expectations and practice?

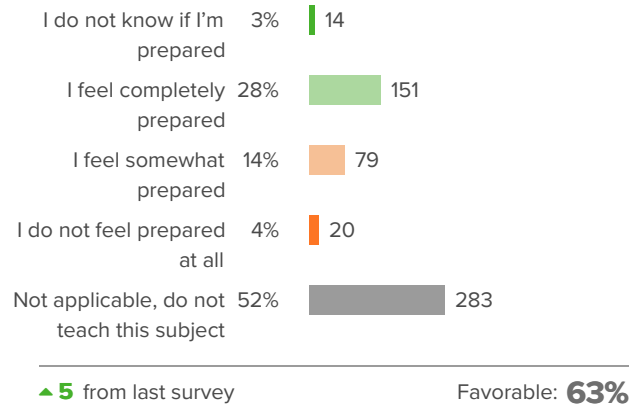




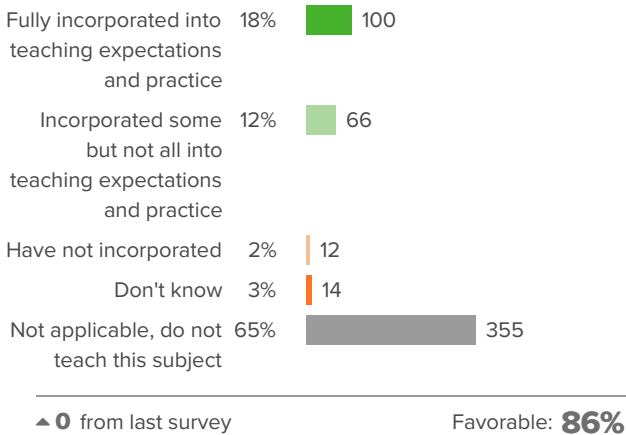
Q.5: How prepared do you feel to teach Math Nevada Academic Content Standards?



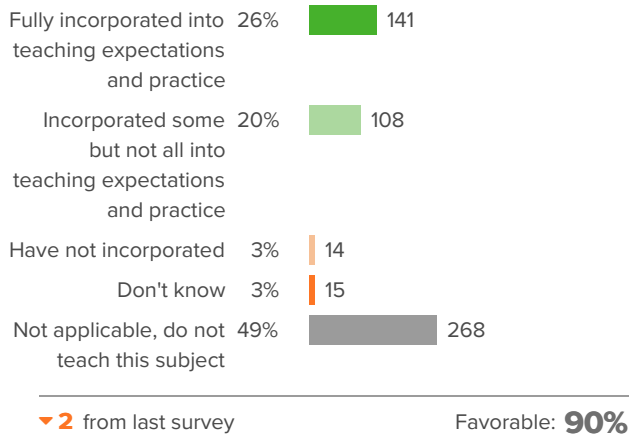
Q.6: How prepared do you feel to teach English Language Arts Nevada Academic Content Standards?



Q.7: To what extent have you incorporated Math Nevada Academic Content Standards into your teaching practice?



Q.8: To what extent have you incorporated English Language Arts Nevada Academic Content Standards into your teaching practice?





Parent Involvement

Your average

28%

942 responses

Change

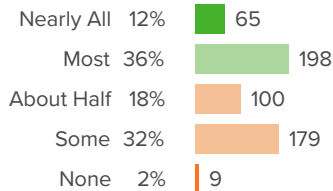
▼ 2

since last survey

District average: **52%** Washoe County School District

How did people respond?

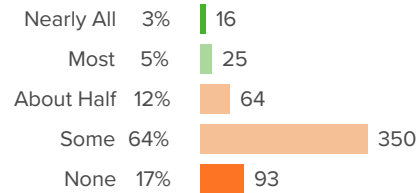
Q.1: How many of your students' parents/guardians support your teaching efforts?



▼ 2 from last survey

Favorable: **48%**

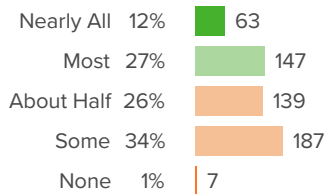
Q.2: How many of your students' parents/guardians have asked you about ways they can support their child's learning at home?



▼ 3 from last survey

Favorable: **7%**

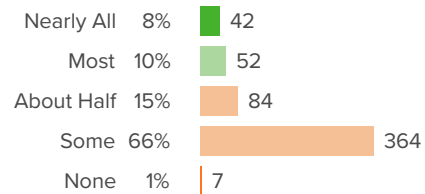
Q.3: How many of your students' parents/guardians know how well their child is doing in your class?



▼ 3 from last survey

Favorable: **39%**

Q.4: How many of your students' parents have you met?



▼ 2 from last survey

Favorable: **17%**



Physical Environment

Your average

73%

942 responses

Change

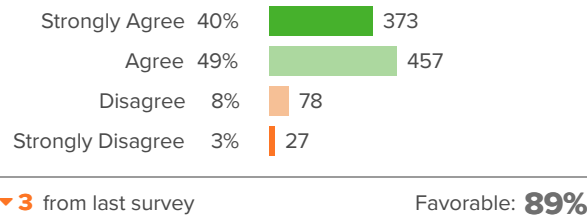
▼ **2**

since last survey

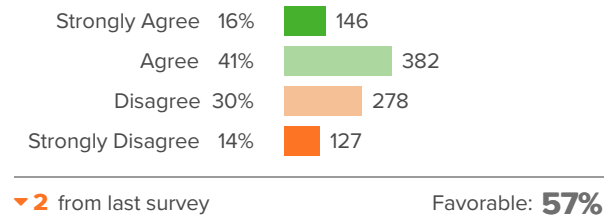
District average: **76%** Washoe County School District

How did people respond?

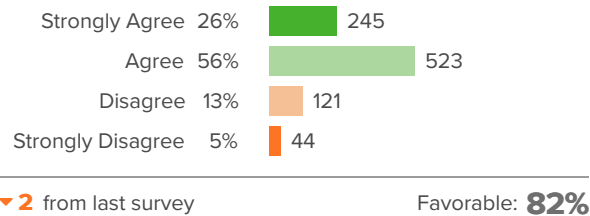
Q.1: My school building is clean.



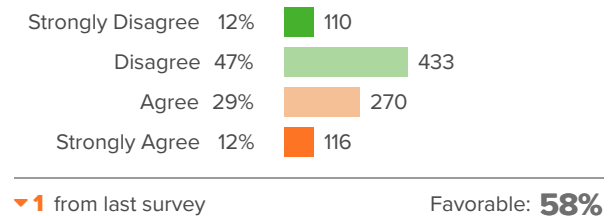
Q.2: The temperature in my school is comfortable all year round.



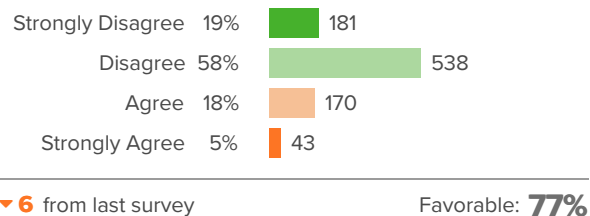
Q.3: The bathrooms in my school are clean.



Q.4: A lot of equipment at my school is broken or outdated.



Q.5: Vandalism of school property is a problem at my school.





Quality of WCSD

Your average

59%

942 responses

Change

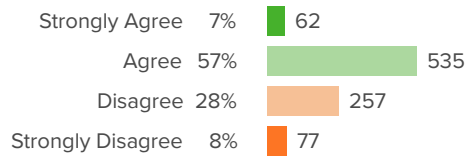
▲ 2

since last survey

District average: **59%** Washoe County School District

How did people respond?

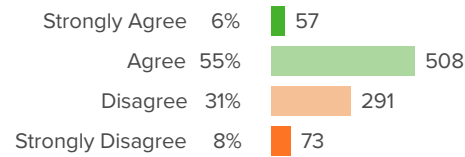
Q.1: I believe that most students who graduate from Washoe County School District are nationally competitive in the job market.



▲ 3 from last survey

Favorable: **64%**

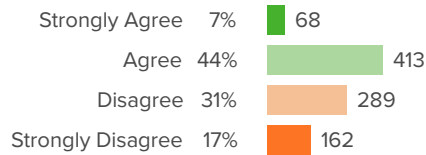
Q.2: I believe that most students who graduate from Washoe County School District are nationally competitive for college admissions.



▲ 2 from last survey

Favorable: **61%**

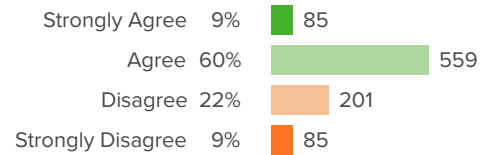
Q.3: I feel like my work is valued by this District.



▲ 1 from last survey

Favorable: **52%**

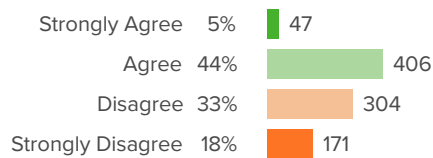
Q.4: The District keeps me well-informed about changes in policies and initiatives that affect me.



▼ 2 from last survey

Favorable: **69%**

Q.5: Overall, I feel optimistic about the direction Washoe County School District is headed.



▲ 4 from last survey

Favorable: **49%**



Safety

Your average

91%

942 responses

Change

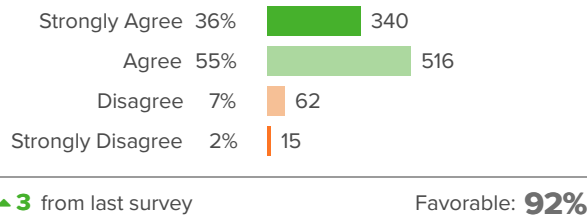
▲ 1

since last survey

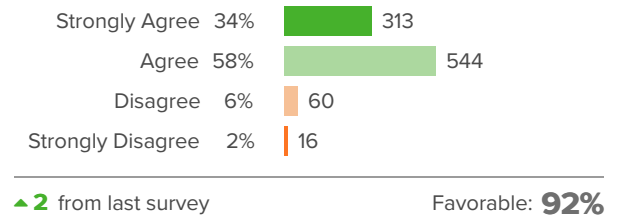
District average: **88%** Washoe County School District

How did people respond?

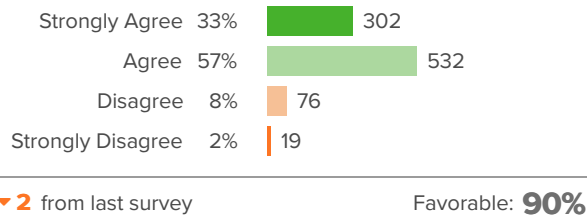
Q.1: I feel safe inside my school.



Q.2: I feel safe outside around my school.



Q.3: I feel safe leaving my school even when I am there late or on the weekends.





Social Emotional Learning

Your average

83%

942 responses

Change

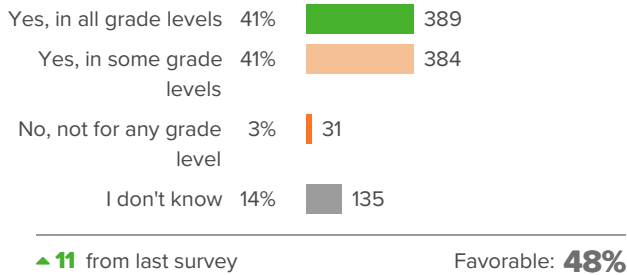
▲ 4

since last survey

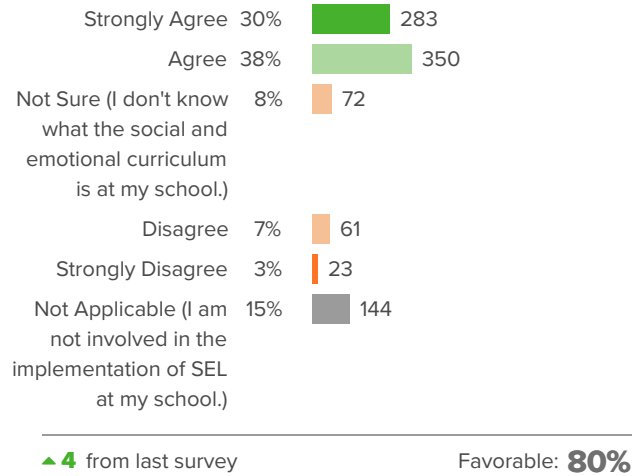
District average: **86%** Washoe County School District

How did people respond?

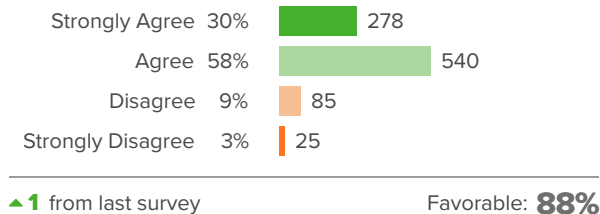
Q.1: Does your school follow an established written social and emotional learning curriculum?



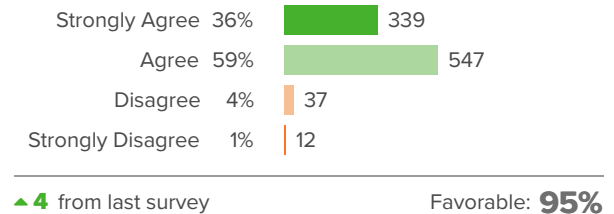
Q.2: I feel confident in my ability to implement the social and emotional learning curriculum that has been adopted at my school.



Q.3: The adults in this school interact with one another in a way that models social and emotional competence.

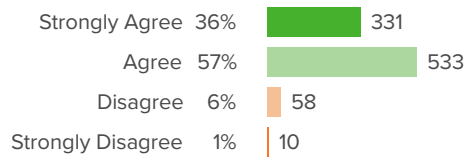


Q.4: The adults in this school are expected to actively promote students' social and emotional development.



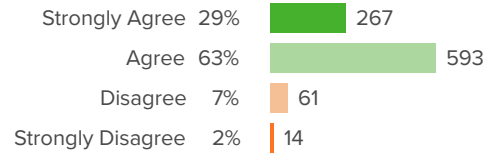


Q.5: All staff are expected to address students' social and emotional needs.



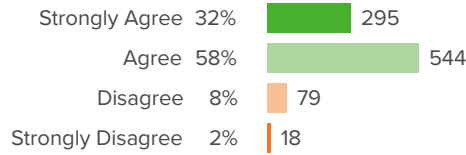
▲ 3 from last survey Favorable: **93%**

Q.6: The adults in this school interact with students in a way that supports students' social and emotional skills.



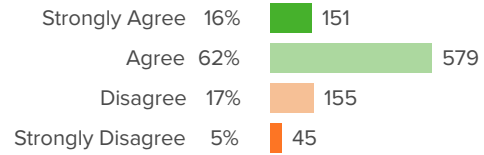
▲ 1 from last survey Favorable: **92%**

Q.7: The culture at my school supports social and emotional learning.



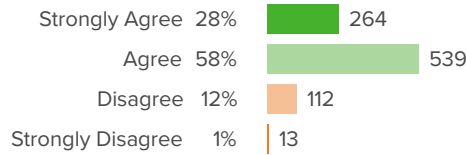
▲ 1 from last survey Favorable: **90%**

Q.8: The culture in the district supports the development of students' social and emotional skills.



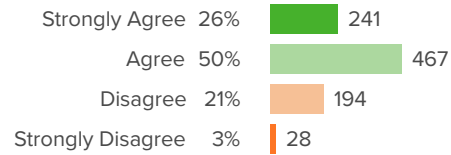
▲ 2 from last survey Favorable: **78%**

Q.9: My school has developed a vision for academic, social, and emotional learning.



▲ 3 from last survey Favorable: **87%**

Q.10: The vision for academic, social and emotional learning has been communicated to all school staff.



▲ 5 from last survey Favorable: **76%**



Staff Collaboration

Your average

82%

942 responses

Change

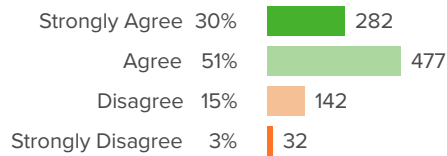
▲ 3

since last survey

District average: **82%** Washoe County School District

How did people respond?

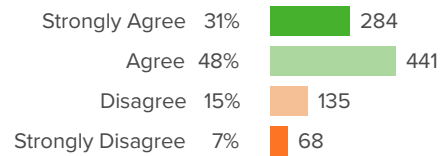
Q.1: There is a sense of teamwork among all school staff.



▲ 3 from last survey

Favorable: **81%**

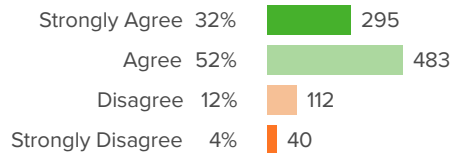
Q.2: The school leadership makes a sustained effort to address staff concerns.



▲ 4 from last survey

Favorable: **78%**

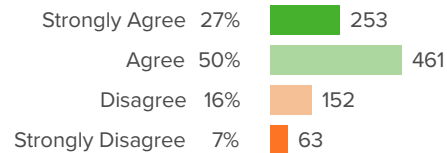
Q.3: Staff at my school are recognized and appreciated for good work.



▲ 5 from last survey

Favorable: **84%**

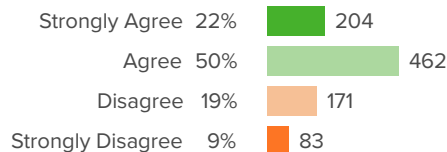
Q.4: The school leadership makes sure that staff are involved in making plans and decisions that affect this school.



▲ 6 from last survey

Favorable: **77%**

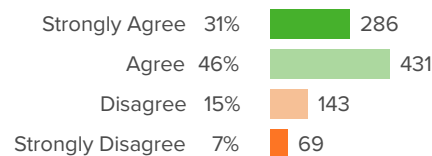
Q.5: The school leadership makes sure that my administrative duties do not interfere with my essential role of educating students.



▼ 1 from last survey

Favorable: **72%**

Q.6: I feel comfortable raising issues and concerns that are important to me at my school.

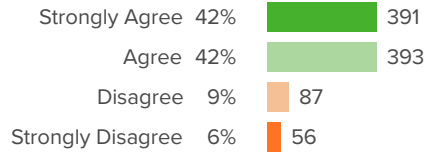


▲ 5 from last survey

Favorable: **77%**

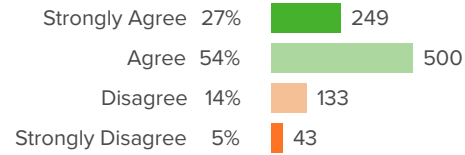


Q.7: I feel supported by my administrator.



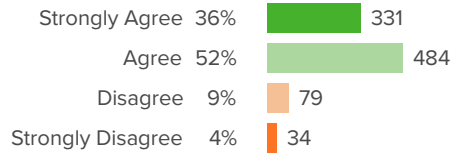
▲ 5 from last survey Favorable: **85%**

Q.8: My school provides me with the materials and resources needed to provide support for students of all abilities.



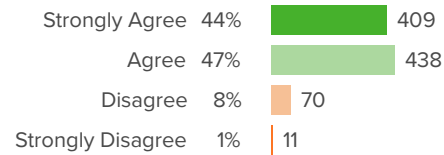
▲ 2 from last survey Favorable: **81%**

Q.9: I feel school leadership is clear about what my job is at this school.



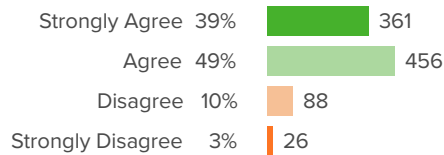
▲ 2 from last survey Favorable: **88%**

Q.10: Staff are proud to work at this school.



▲ 0 from last survey Favorable: **91%**

Q.11: I look forward to coming to this school every day.



▲ 2 from last survey Favorable: **88%**



Staff-Student Relationships

Your average

87%

942 responses

Change

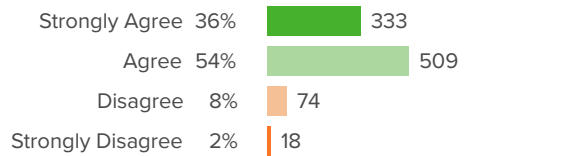
0

since last survey

District average: **92%** Washoe County School District

How did people respond?

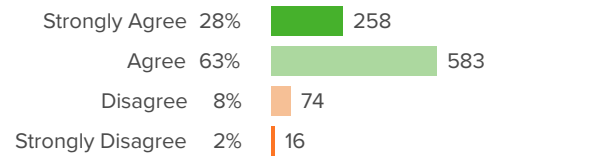
Q.1: Teachers and staff at my school care about every student.



▲ 2 from last survey

Favorable: **90%**

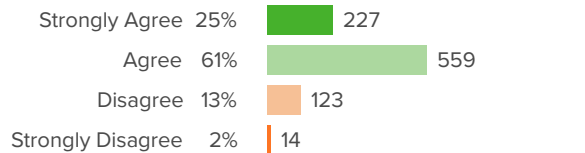
Q.2: Teachers and staff at my school listen to students' ideas and opinions.



▼ 1 from last survey

Favorable: **90%**

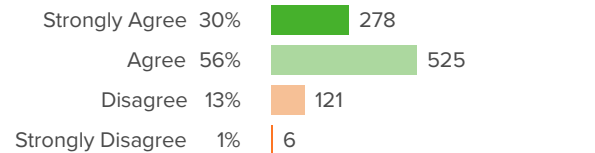
Q.3: Teachers and staff at my school talk openly to students about school issues.



▲ 0 from last survey

Favorable: **85%**

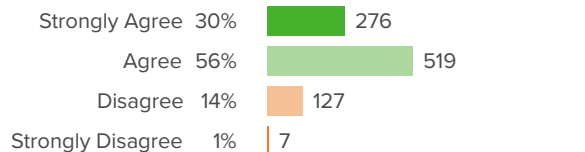
Q.4: Every single student at our school knows at least one staff member who would help them with a personal problem.



▼ 1 from last survey

Favorable: **86%**

Q.5: Every single student at our school knows at least one staff member who would care if they were not in school.



▲ 1 from last survey

Favorable: **86%**



Student Behaviors

Your average

71%

942 responses

Change

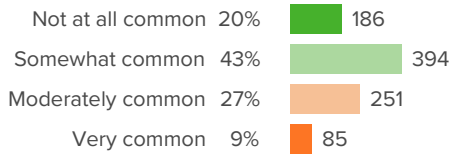
▼ 4

since last survey

District average: **82%** Washoe County School District

How did people respond?

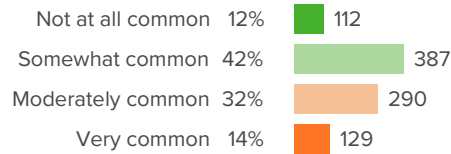
Q.1: How common are the following behaviors at this school? Student alcohol use



▼ 3 from last survey

Favorable: **63%**

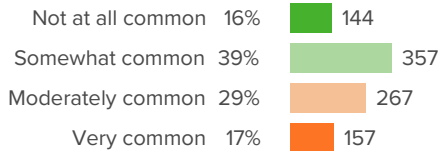
Q.2: How common are the following behaviors at this school? Student drug use



▼ 5 from last survey

Favorable: **54%**

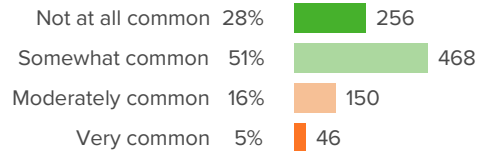
Q.3: How common are the following behaviors at this school? Student tobacco use



▼ 4 from last survey

Favorable: **54%**

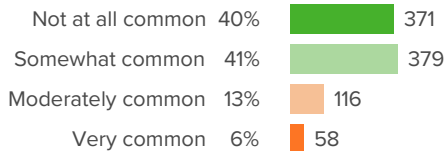
Q.4: How common are the following behaviors at this school? Harassment or bullying among students



▼ 2 from last survey

Favorable: **79%**

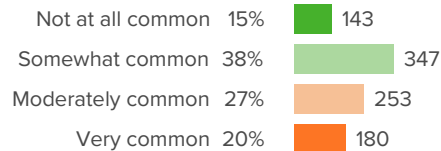
Q.5: How common are the following behaviors at this school? Physical fighting between students



▼ 3 from last survey

Favorable: **81%**

Q.6: How common are the following behaviors at this school? Disruptive student behavior

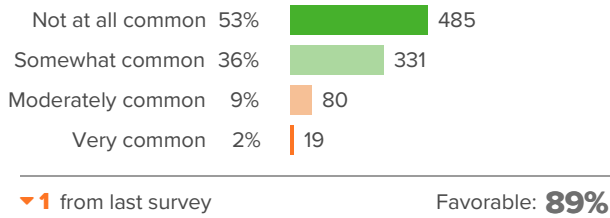


▼ 8 from last survey

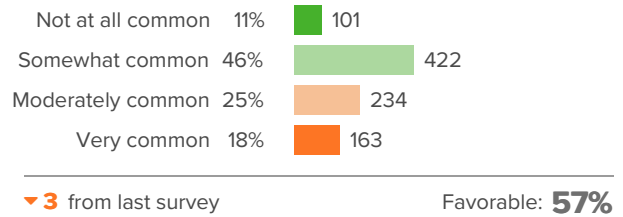
Favorable: **53%**



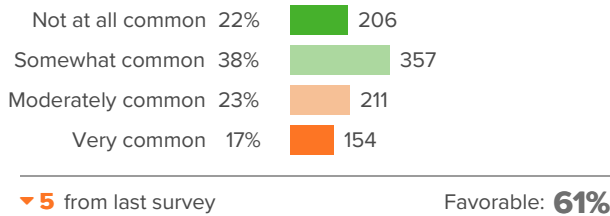
Q.7: How common are the following behaviors at this school? Racial/ethnic conflict among students



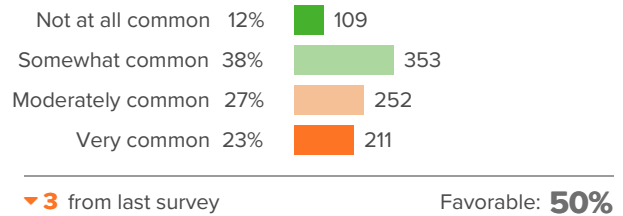
Q.8: How common are the following behaviors at this school? Student depression or other mental health problems



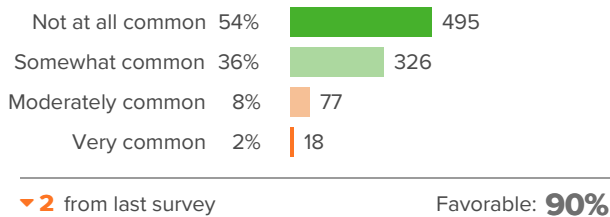
Q.9: How common are the following behaviors at this school? Lack of respect of staff by students



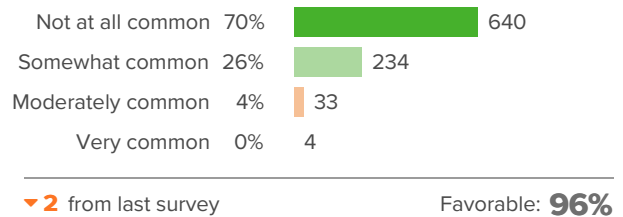
Q.10: How common are the following behaviors at this school? Cutting classes or being truant



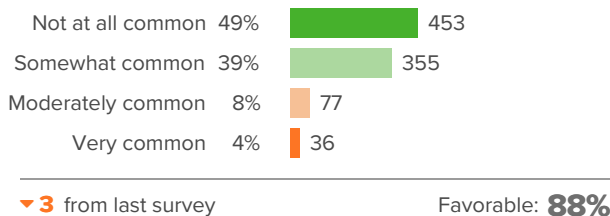
Q.11: How common are the following behaviors at this school? Gang-related activity



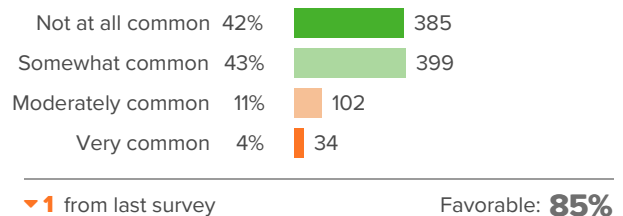
Q.12: How common are the following behaviors at this school? Weapons possession



Q.13: How common are the following behaviors at this school? Vandalism (including graffiti)



Q.14: How common are the following behaviors at this school? Theft





Work Stress

Your average

72%

942 responses

Change

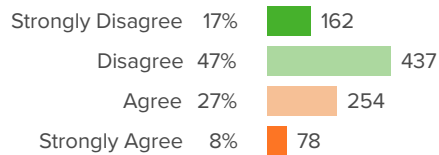
0

since last survey

District average: **71%** Washoe County School District

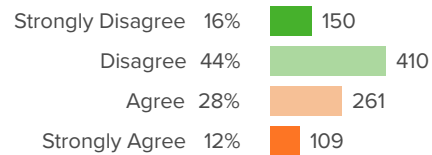
How did people respond?

Q.1: I feel tense, restless, or anxious at work.



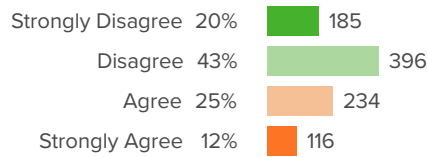
▲ 1 from last survey Favorable: **64%**

Q.2: I feel burnt out.



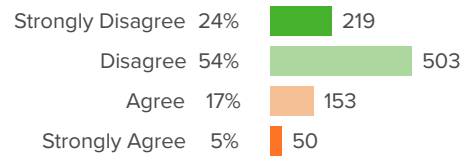
▲ 2 from last survey Favorable: **60%**

Q.3: With this work pace I don't think I'll make it to the retiring age.



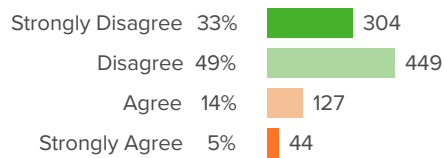
▼ 1 from last survey Favorable: **62%**

Q.4: I'm disappointed in our staff's ways of handling our shared affairs.



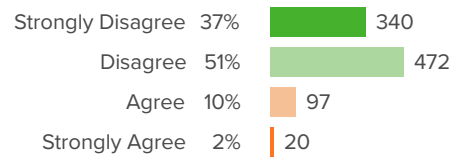
▲ 2 from last survey Favorable: **78%**

Q.5: I often feel like an outsider in my work community.



▲ 1 from last survey Favorable: **81%**

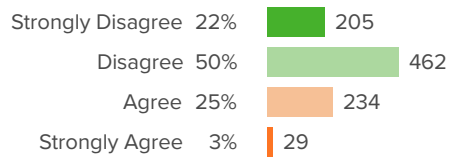
Q.6: I often feel I have failed in my work with students.



▼ 2 from last survey Favorable: **87%**



Q.7: Dealing with problem situations concerning students often upsets me.



▼ **1** from last survey

Favorable: **72%**