



# Washoe County School District

2017 Parent Climate Survey  
Spring 2017



Report created by  
Panorama Education



## Summary

Topic Description	Results	Benchmark
Communication with school	88%	
Demographics		
Overall quality	77%	
Physical safety	91%	
Quality education	85%	
Relationships/ respect	87%	
School leadership	87%	



**Supportive place**

**84%**

---

**Transportation**

**83%**

---

7,358 family member responses

# Communication with school

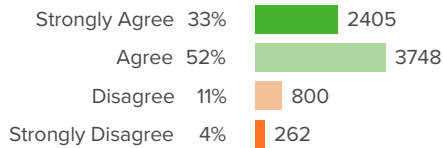
Your average

# 88%

7,358 responses

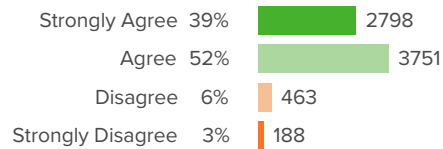
## How did family members respond?

### Q.1: I am kept informed about my child's ongoing learning and progress.



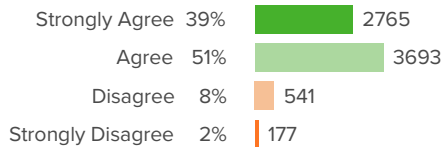
Favorable: **85%**

### Q.2: I am kept informed about my child's grades.



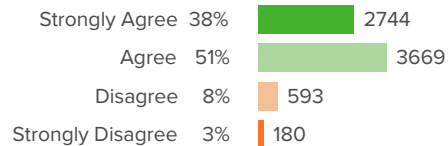
Favorable: **91%**

### Q.3: My child's teacher(s) are available to discuss my child's learning needs with me.



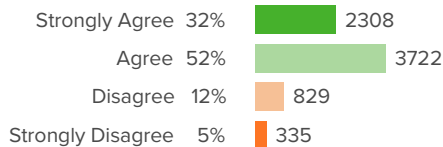
Favorable: **90%**

### Q.4: I am kept informed about my child's behavior.



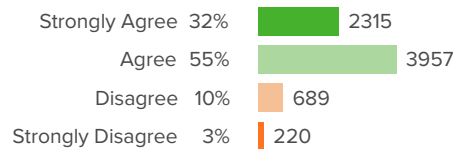
Favorable: **89%**

### Q.5: I am provided sufficient notice about activities like tutoring, after school programs, student performances, parent workshops, and other events.



Favorable: **84%**

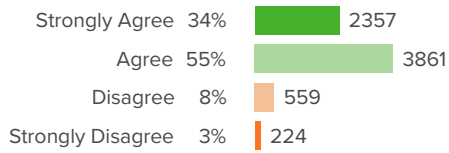
### Q.6: I am satisfied with the opportunities for me to be involved in my child's school.



Favorable: **87%**

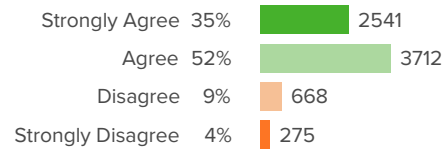


**Q.7: Teachers at my child's school update grades and assignments on the Infinite Campus Parent Portal at least twice a month.**



Favorable: **89%**

**Q.8: Overall, I am satisfied with the communication between this school and me.**



Favorable: **87%**

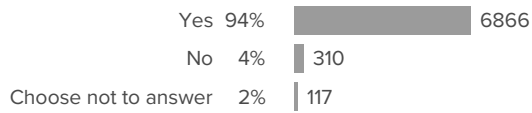


# Demographics

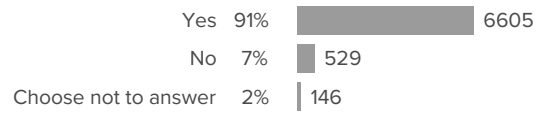
## How did family members respond?

---

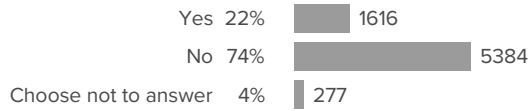
### Q.1: Do you have internet access at home?



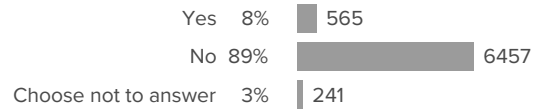
### Q.2: Does your child have internet access at home?



### Q.3: Is your child receiving Special Education services, including gifted and talented?

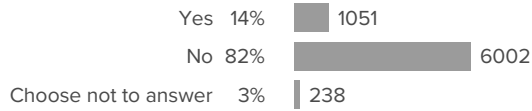


### Q.4: Is your child receiving English Language Learner (ELL) services?

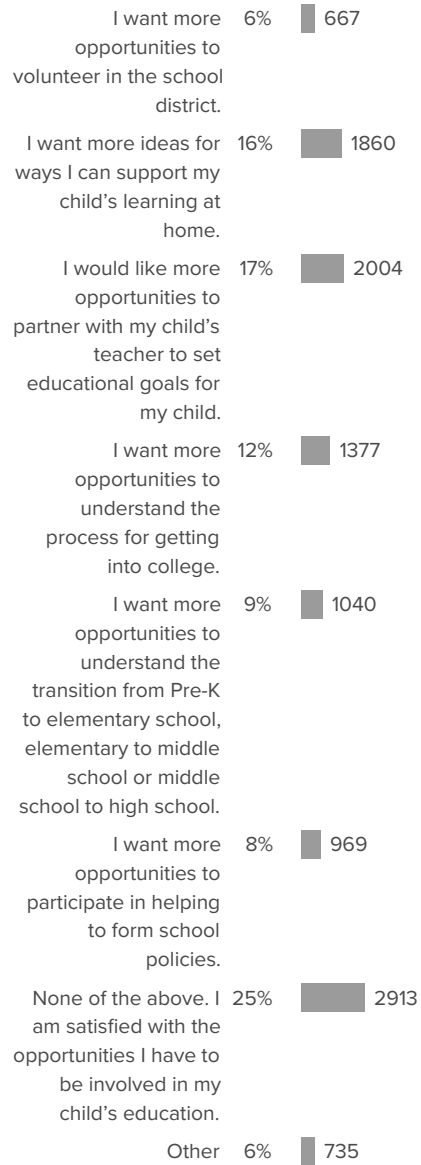




**Q.5: Are you a district employee?**

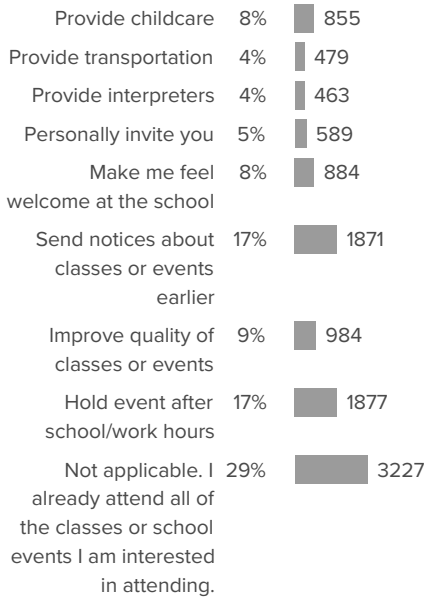


**Q.6: How could your child's school do a better job of partnering with you in your child's education? (Please SELECT ALL THAT APPLY)**

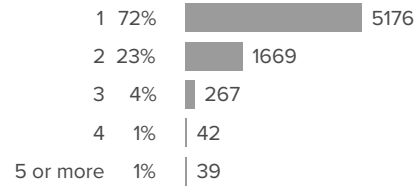




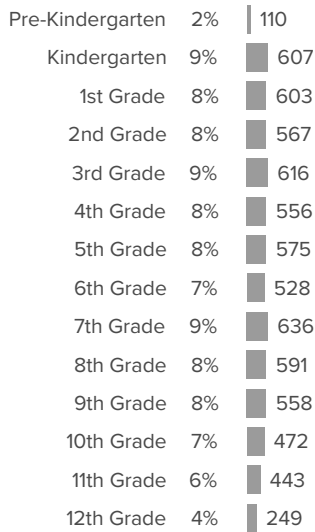
**Q.7: What can your child’s school do to help make it easier to attend classes or events that might interest you? (Please SELECT ALL THAT APPLY)**



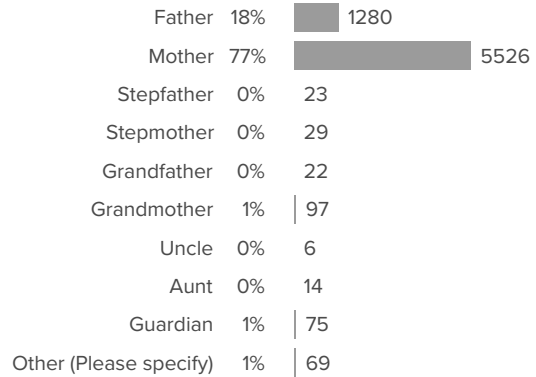
**Q.8: How many children do you have attending this school?**



**Q.9: What grade is your child currently in at this school? (Please select only ONE)**



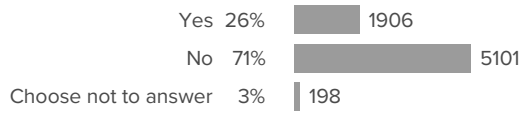
**Q.10: What is your relationship to the child(ren)?**



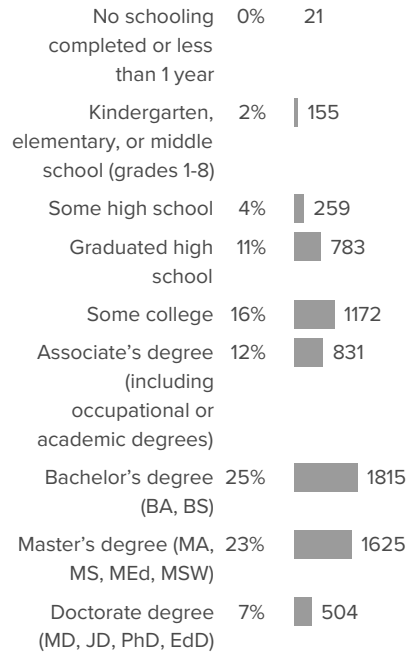




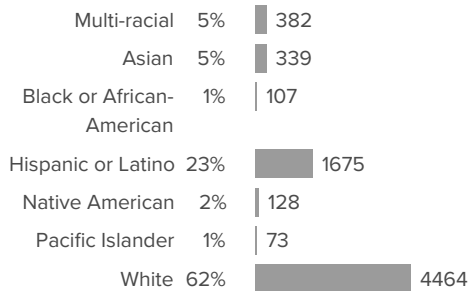
**Q.11: Does your child receive free or reduced price lunch?**



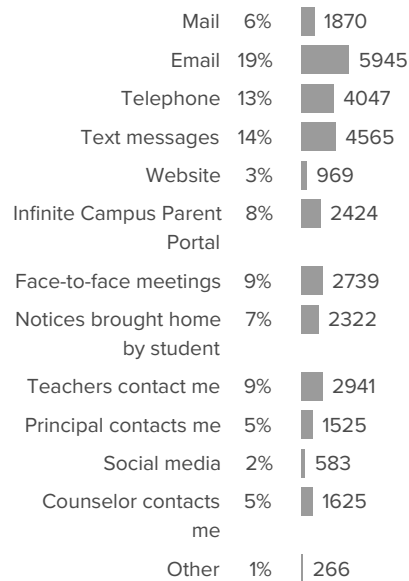
**Q.12: What is the highest level of education any member of your household has obtained? (Please select only ONE)**



**Q.13: What is your race or ethnicity? (Please select only ONE.)**



**Q.14: What are the best ways for the school to communicate with you about your child's education? (Please SELECT ALL THAT APPLY)**





**Q.15: What is the best day of the week for you to attend school workshops or events? (Please SELECT ALL THAT APPLY)**

Monday	15%	■	2599
Tuesday	17%	■	2873
Wednesday	18%	■	3184
Thursday	17%	■	2949
Friday	15%	■	2608
Saturday	11%	■	1963
Sunday	7%	■	1182

**Q.16: What is the best time of day for you to attend school workshops or events? (Please SELECT ALL THAT APPLY)**

Between 9 a.m. and 12 Noon	14%	■	1548
Between 12 noon and 2 p.m.	12%	■	1264
Between 2 p.m. and 4 p.m.	13%	■	1378
Between 4 p.m. and 6 p.m.	31%	■	3352
After 6 p.m.	31%	■	3366



## Overall quality

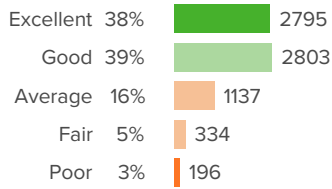
Your average

**77%**

7,358 responses

How did family members respond?

**Q.1: How would you rate the quality of education your child's school has provided this year?**



Favorable: **77%**



# Physical safety

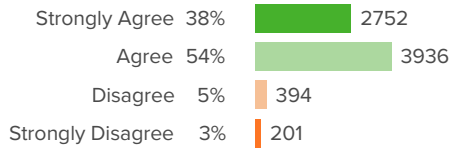
Your average

**91%**

7,358 responses

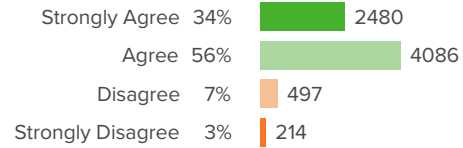
## How did family members respond?

### Q.1: My child feels safe inside the school building.



Favorable: **92%**

### Q.2: My child feels safe outside, on the school grounds.



Favorable: **90%**

## Quality education

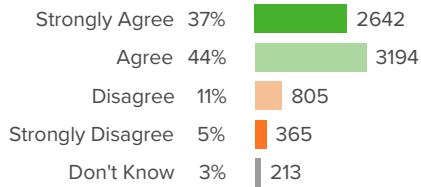
Your average

**85%**

7,358 responses

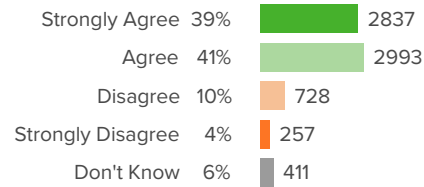
### How did family members respond?

**Q.1: My child is receiving the kind of instruction that is appropriate for his or her abilities.**



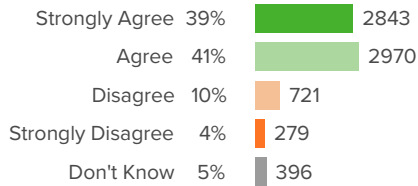
Favorable: **83%**

**Q.2: My child's teacher(s) set high expectations for my child's individual learning.**



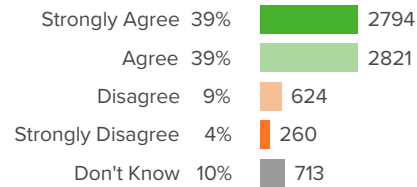
Favorable: **86%**

**Q.3: My child's teacher(s) provide my child with all of the accommodations needed to do well in his or her classes.**



Favorable: **85%**

**Q.4: If my child needs extra help, the teacher(s) are available.**



Favorable: **86%**

## Relationships/ respect

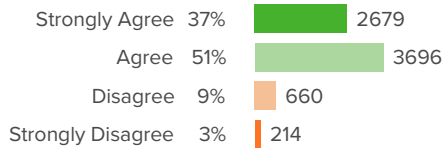
Your average

# 87%

7,358 responses

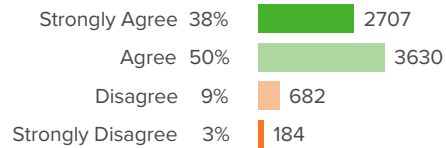
### How did family members respond?

#### Q.1: Staff at my child's school really care about my child.



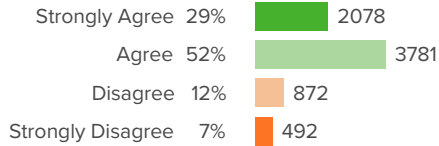
Favorable: **88%**

#### Q.2: My child has at least one staff member at the school in whom they can confide.



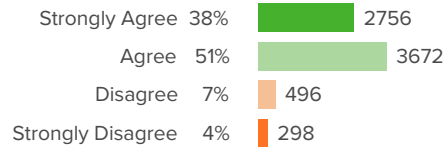
Favorable: **88%**

#### Q.3: The rules and expectations for behavior are the same for every student at my child's school.



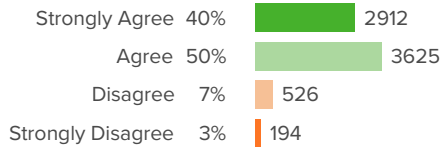
Favorable: **81%**

#### Q.4: My child is treated fairly by all teachers and staff, no matter his or her race, cultural, or family background.



Favorable: **89%**

#### Q.5: I have at least one staff member I can contact when I want to discuss my child's education.



Favorable: **90%**

# School leadership

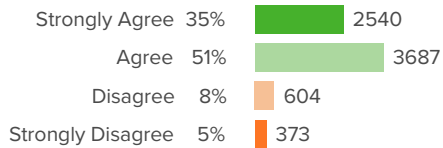
Your average

# 87%

7,358 responses

## How did family members respond?

**Q.1: The principal makes decisions that are in the best interest of all the children at this school.**

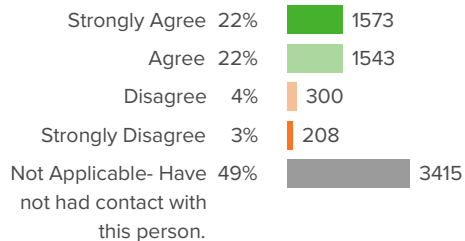


Favorable: **86%**

**Q.2: Have you had an issue or concern to discuss with the principal or assistant principal this year?**

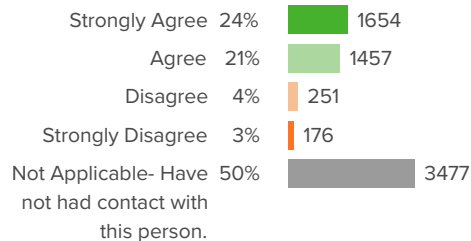


**Q.3: When I have had an issue or concern to discuss with the principal or assistant principal...He or she was available to talk to me.**



Favorable: **86%**

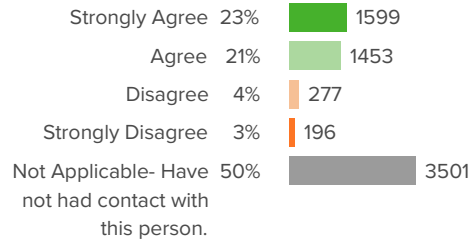
**Q.4: When I have had an issue or concern to discuss with the principal or assistant principal...He or she was courteous and listened to my concerns.**



Favorable: **88%**



**Q.5: When I have had an issue or concern to discuss with the principal or assistant principal...He or she responded to my concerns in a professional manner, whether or not he or she agreed with me.**



---

Favorable: **87%**



# Supportive place

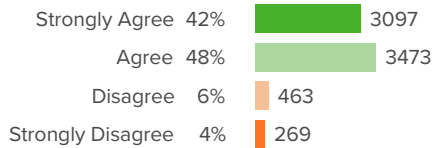
Your average

# 84%

7,358 responses

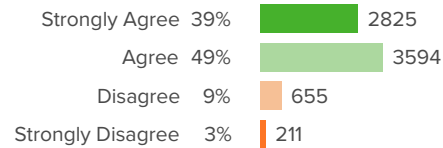
## How did family members respond?

### Q.1: School employees make me feel welcome at my child's school.



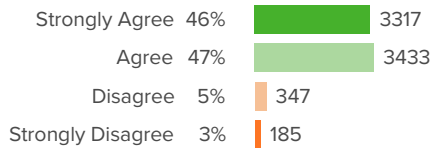
Favorable: **90%**

### Q.2: If I need help or have a question, I know whom to talk to at this school.



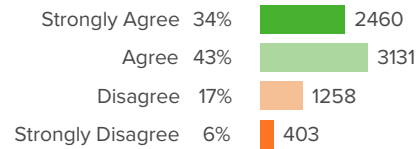
Favorable: **88%**

### Q.3: School employees are polite to me at this school.



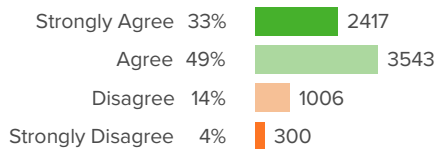
Favorable: **93%**

### Q.4: The teacher and I work together to create goals for my child.



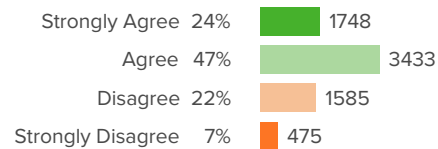
Favorable: **77%**

### Q.5: I have an opportunity to participate in important educational decisions about my child.



Favorable: **82%**

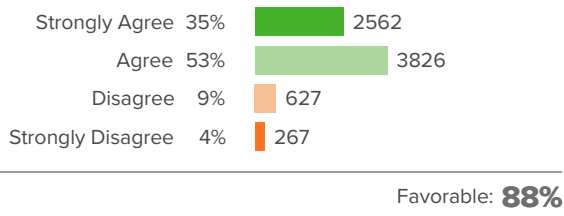
### Q.6: My child's school seeks parent input about how to make the school better.



Favorable: **72%**



**Q.7: School employees provide quality customer service at this school.**





# Transportation

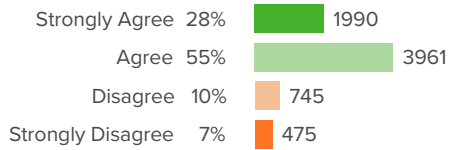
Your average

**83%**

7,358 responses

How did family members respond?

**Q.1: I am satisfied with the drop-off/pick-up procedures at my child's school.**



Favorable: **83%**