



Elementary Schools

WCSD School Climate and Safety Staff Survey
Spring 2017



Report created by
Panorama Education



Summary

Topic Description	Results	Benchmark
Early release wednesdays	72%	
Expectations of success	95%	
Fairness and respect	86%	
Home-school communication	95%	
Instructional focus	87%	
Parent involvement	64%	
Physical environment	81%	
Quality of wcsd	59%	
Safety	89%	
Social emotional learning	85%	
Staff collaboration	84%	
Staff-student relationships	94%	
Student behaviors	90%	



Work stress

73%

2,160 teacher & staff responses



Early release wednesdays

Your average

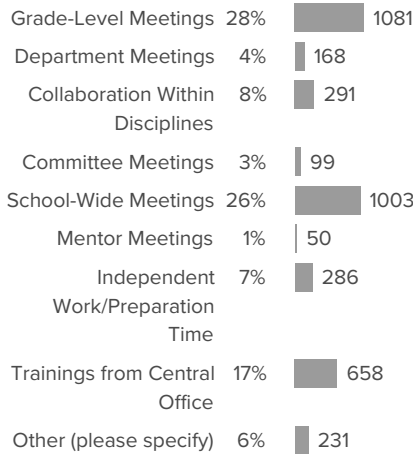
72%

2,160 responses

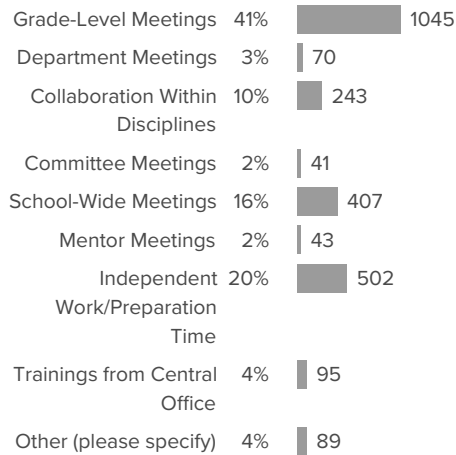
District average: **72%** Washoe County School District

How did teachers & staff respond?

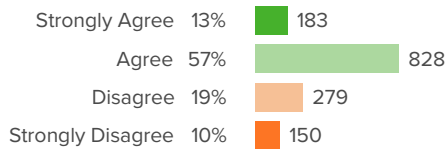
Q.1: How are you using the time provided on early release Wednesdays? (please select up to three options)



Q.2: Of those you selected, what, if any, are the most helpful to you? (Please select up to 3 options)

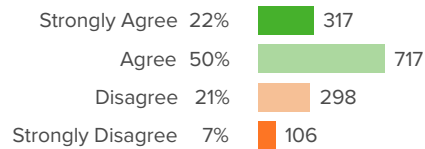


Q.3: I am satisfied with the amount of time provided on early release Wednesdays.



Favorable: **70%**

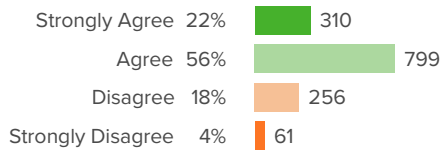
Q.4: The time provided for early release Wednesdays is used productively.



Favorable: **72%**

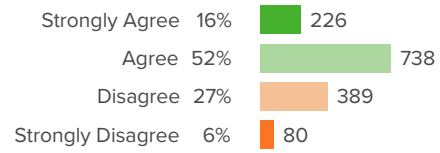


Q.5: I apply the knowledge that I gain from participation in early release Wednesdays in my classroom practice.



Favorable: **78%**

Q.6: The discussion focus of early release Wednesdays is consistent over time.



Favorable: **67%**



Expectations of success

Your average

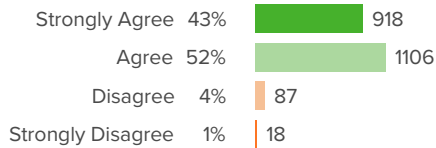
95%

2,160 responses

District average: **94%** Washoe County School District

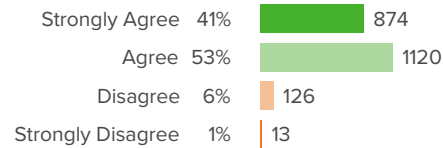
How did teachers & staff respond?

Q.1: Staff at my school set high expectations for students' achievement.



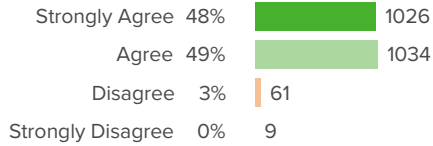
Favorable: **95%**

Q.2: Staff at my school work hard to motivate students who show low interest in school work.



Favorable: **93%**

Q.3: Staff at my school work hard to make sure that students stay in school.



Favorable: **97%**



Fairness and respect

Your average

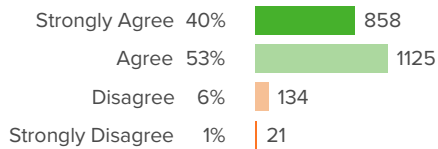
86%

2,160 responses

District average: **85%** Washoe County School District

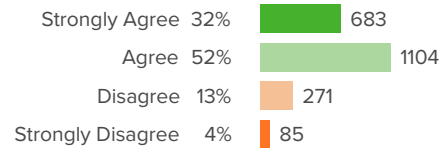
How did teachers & staff respond?

Q.1: Staff respect all students at my school.



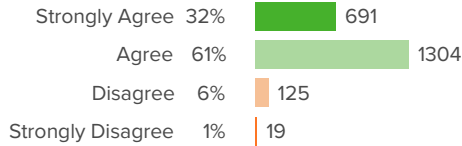
Favorable: **93%**

Q.2: Staff are professional when speaking of each other and/or administrators.



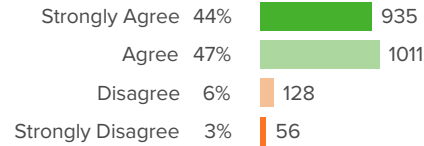
Favorable: **83%**

Q.3: Students of different social backgrounds get along well at my school.



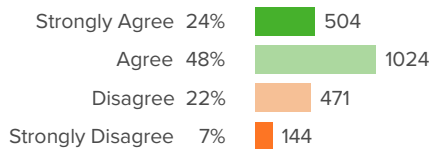
Favorable: **93%**

Q.4: The rules and expectations about how students should behave at my school are fair.



Favorable: **91%**

Q.5: The rules and expectations about student behavior are enforced equally by staff.



Favorable: **71%**



Home-school communication

Your average

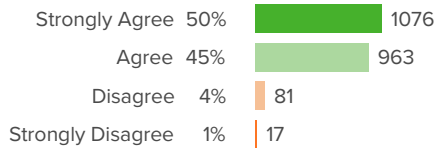
95%

2,160 responses

District average: **93%** Washoe County School District

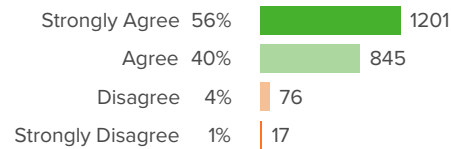
How did teachers & staff respond?

Q.1: Staff at my school believe that parents are partners in the educational process.



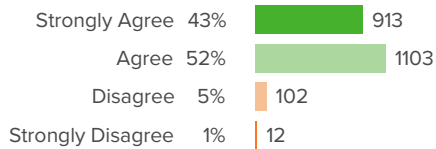
Favorable: **95%**

Q.2: My school is welcoming to parents.



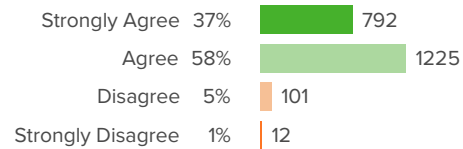
Favorable: **96%**

Q.3: Staff at my school are expected to provide parents with ways to support their child's learning at home.



Favorable: **95%**

Q.4: Staff at my school frequently update parents/guardians about their child's progress in their classrooms.



Favorable: **95%**



Instructional focus

Your average

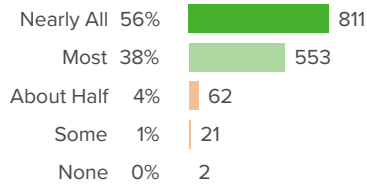
87%

2,160 responses

District average: **84%** Washoe County School District

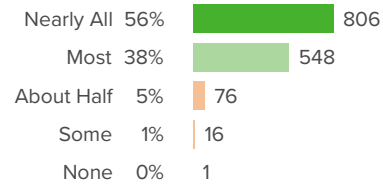
How did teachers & staff respond?

Q.1: How many teachers in this school...Emphasize teaching lessons in ways that are relevant to students.



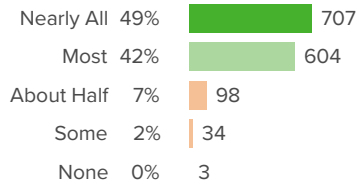
Favorable: **94%**

Q.2: How many teachers in this school...Focus instruction on learning, not just remembering facts.



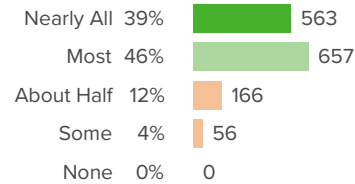
Favorable: **94%**

Q.3: How many teachers in this school...Take responsibility for ensuring that all students master grade level objectives.



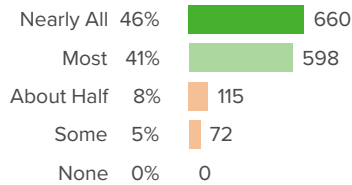
Favorable: **91%**

Q.4: How many teachers in this school...Effectively differentiate instruction to meet the needs of students at all achievement levels.



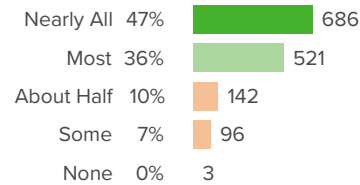
Favorable: **85%**

Q.5: How many teachers in this school...Take responsibility for ensuring that the needs of students with special instructional requirements are addressed.



Favorable: **87%**

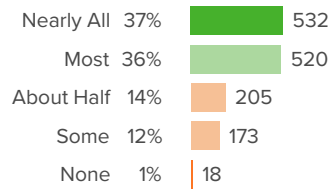
Q.6: How many teachers in this school...Communicate with each other to make student learning consistent across classes within the same grade level.



Favorable: **83%**



Q.7: How many teachers in this school...Communicate with each other to make student learning consistent across grade levels.



Favorable: **73%**



Parent involvement

Your average

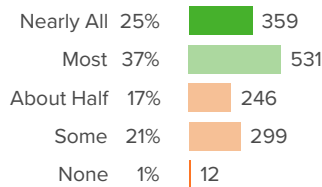
64%

2,160 responses

District average: **50%** Washoe County School District

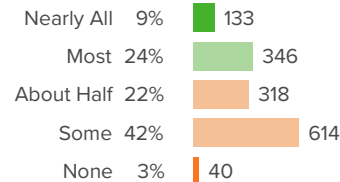
How did teachers & staff respond?

Q.1: How many of your students' parents/guardians support your teaching efforts?



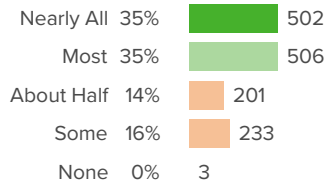
Favorable: **62%**

Q.2: How many of your students' parents/guardians have asked you about ways they can support their child's learning at home?



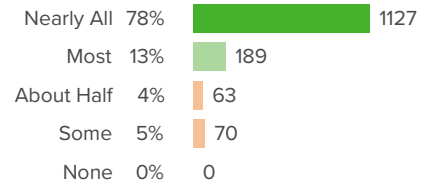
Favorable: **33%**

Q.3: How many of your students' parents/guardians know how well their child is doing in your class?



Favorable: **70%**

Q.4: How many of your students' parents have you met?



Favorable: **91%**



Physical environment

Your average

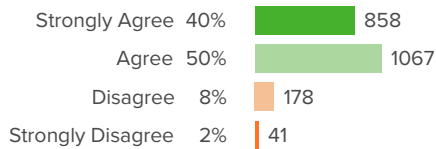
81%

2,160 responses

District average: **79%** Washoe County School District

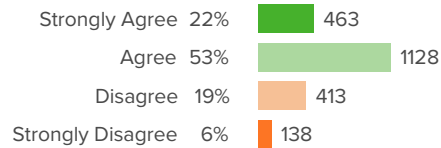
How did teachers & staff respond?

Q.1: My school building is clean.



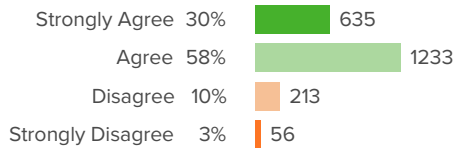
Favorable: **90%**

Q.2: The temperature in my school is comfortable all year round.



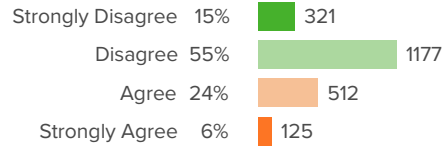
Favorable: **74%**

Q.3: The bathrooms in my school are clean.



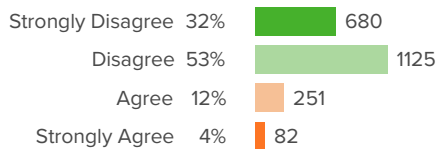
Favorable: **87%**

Q.4: A lot of equipment at my school is broken or outdated.



Favorable: **70%**

Q.5: Vandalism of school property is a problem at my school.



Favorable: **84%**



Quality of wcsd

Your average

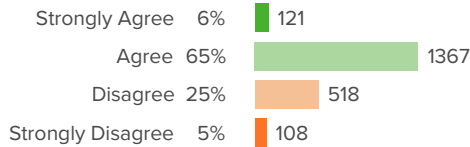
59%

2,160 responses

District average: **59%** Washoe County School District

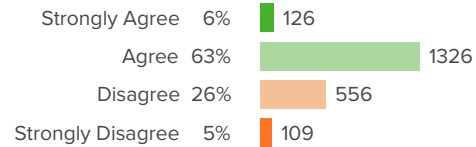
How did teachers & staff respond?

Q.1: I believe that most students who graduate from Washoe County School District are nationally competitive in the job market.



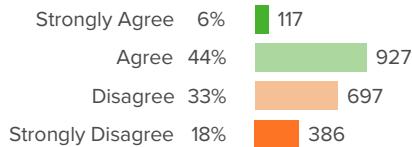
Favorable: **70%**

Q.2: I believe that most students who graduate from Washoe County School District are nationally competitive for college admissions.



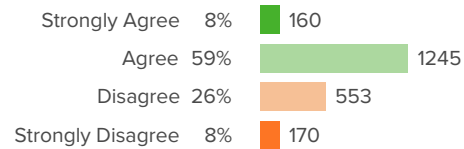
Favorable: **69%**

Q.3: I feel like my work is valued by this District.



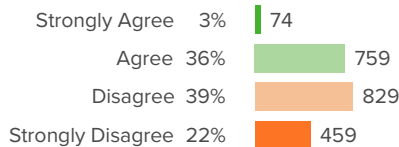
Favorable: **49%**

Q.4: The District keeps me well-informed about changes in policies and initiatives that affect me.



Favorable: **66%**

Q.5: Overall, I feel optimistic about the direction Washoe County School District is headed.



Favorable: **39%**



Safety

Your average

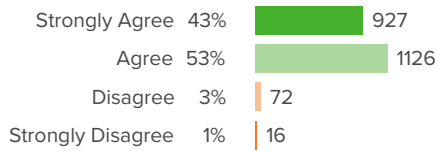
89%

2,160 responses

District average: **91%** Washoe County School District

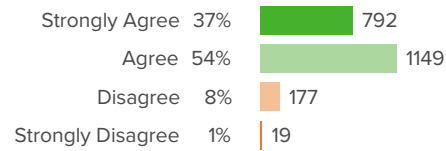
How did teachers & staff respond?

Q.1: I feel safe inside my school.



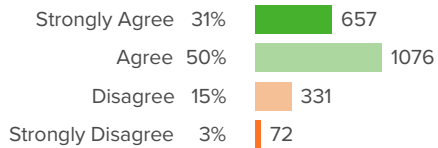
Favorable: **96%**

Q.2: I feel safe outside around my school.



Favorable: **91%**

Q.3: I feel safe leaving my school even when I am there late or on the weekends.



Favorable: **81%**



Social emotional learning

Your average

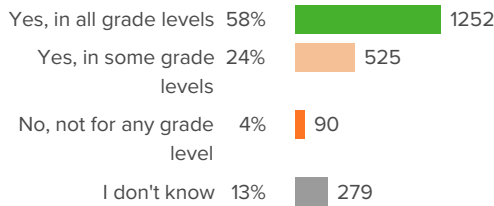
85%

2,160 responses

District average: **84%** Washoe County School District

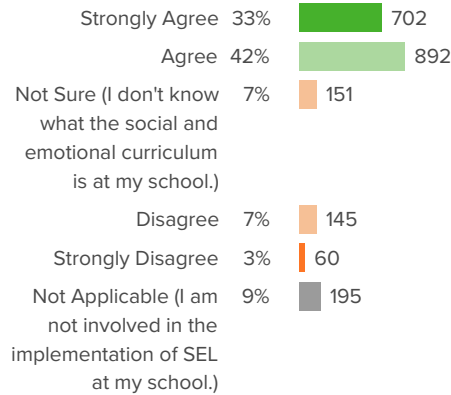
How did teachers & staff respond?

Q.1: Does your school follow an established written social and emotional learning curriculum?



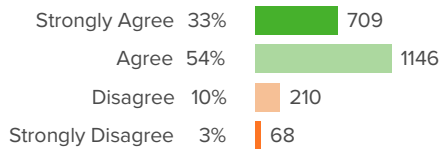
Favorable: **67%**

Q.2: I feel confident in my ability to implement the social and emotional learning curriculum that has been adopted at my school.



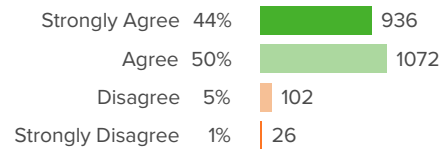
Favorable: **82%**

Q.3: The adults in this school interact with one another in a way that models social and emotional competence.



Favorable: **87%**

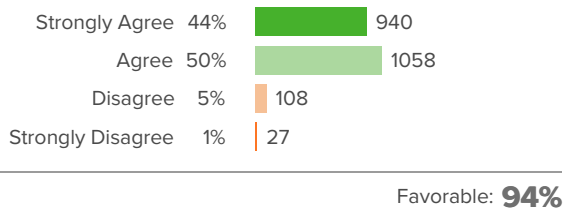
Q.4: The adults in this school are expected to actively promote students' social and emotional development.



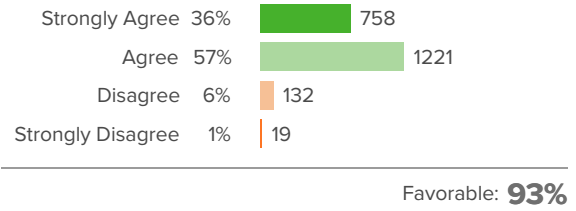
Favorable: **94%**



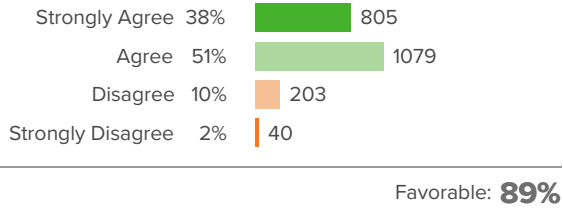
Q.5: All staff are expected to address students' social and emotional needs.



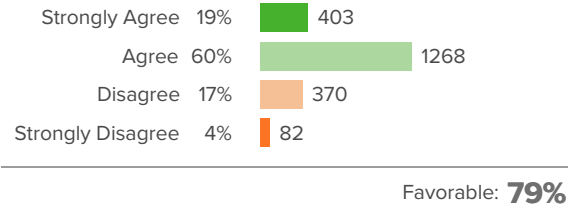
Q.6: The adults in this school interact with students in a way that supports students' social and emotional skills.



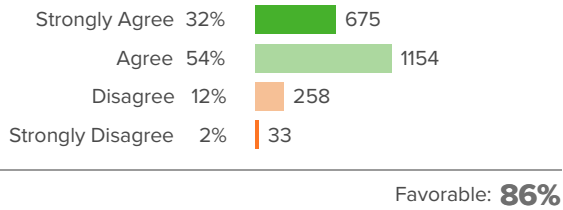
Q.7: The culture at my school supports social and emotional learning.



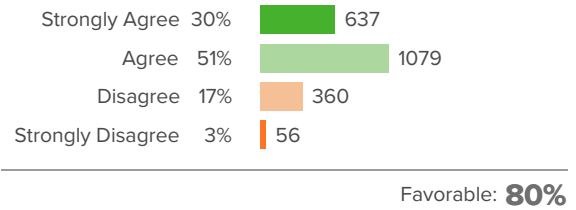
Q.8: The culture in the district supports the development of students' social and emotional skills.



Q.9: My school has developed a vision for academic, social, and emotional learning.



Q.10: The vision for academic, social and emotional learning has been communicated to all school staff.





Staff collaboration

Your average

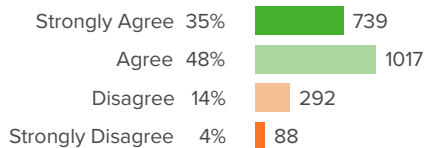
84%

2,160 responses

District average: **83%** Washoe County School District

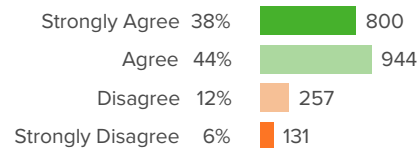
How did teachers & staff respond?

Q.1: There is a sense of teamwork among all school staff.



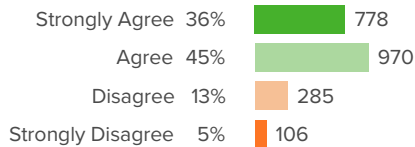
Favorable: **82%**

Q.2: The school leadership makes a sustained effort to address staff concerns.



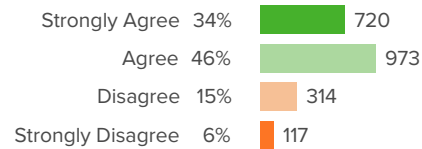
Favorable: **82%**

Q.3: Staff at my school are recognized and appreciated for good work.



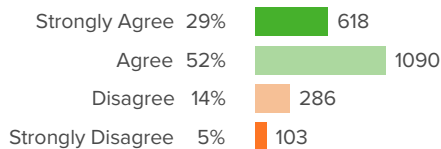
Favorable: **82%**

Q.4: The school leadership makes sure that staff are involved in making plans and decisions that affect this school.



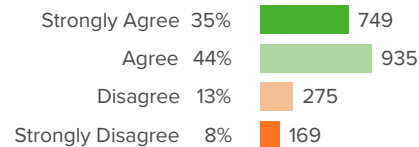
Favorable: **80%**

Q.5: The school leadership makes sure that my administrative duties do not interfere with my essential role of educating students.



Favorable: **81%**

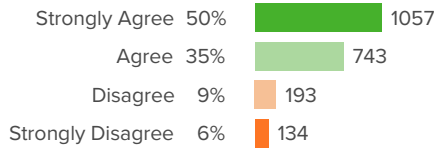
Q.6: I feel comfortable raising issues and concerns that are important to me at my school.



Favorable: **79%**

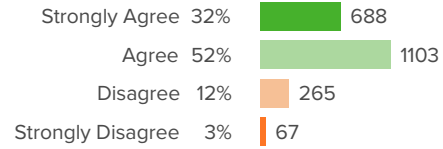


Q.7: I feel supported by my administrator.



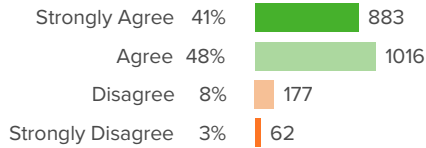
Favorable: **85%**

Q.8: My school provides me with the materials and resources needed to provide support for students of all abilities.



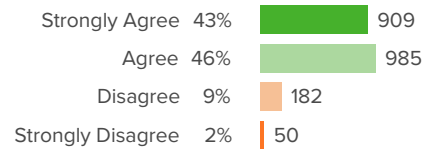
Favorable: **84%**

Q.9: I feel school leadership is clear about what my job is at this school.



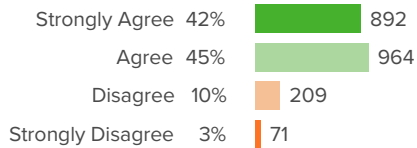
Favorable: **89%**

Q.10: Staff are proud to work at this school.



Favorable: **89%**

Q.11: I look forward to coming to this school every day.



Favorable: **87%**



Staff-student relationships

Your average

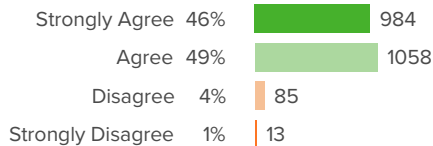
94%

2,160 responses

District average: **92%** Washoe County School District

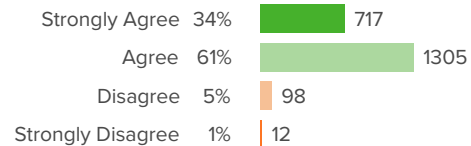
How did teachers & staff respond?

Q.1: Teachers and staff at my school care about every student.



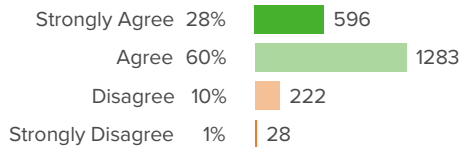
Favorable: **95%**

Q.2: Teachers and staff at my school listen to students' ideas and opinions.



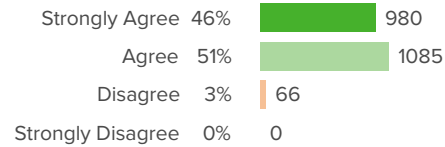
Favorable: **95%**

Q.3: Teachers and staff at my school talk openly to students about school issues.



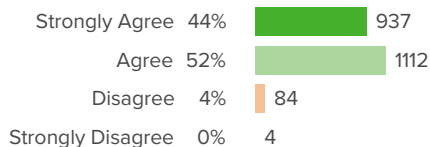
Favorable: **88%**

Q.4: Every single student at our school knows at least one staff member who would help them with a personal problem.



Favorable: **97%**

Q.5: Every single student at our school knows at least one staff member who would care if they were not in school.



Favorable: **96%**



Student behaviors

Your average

90%

2,160 responses

District average: **85%** Washoe County School District

How did teachers & staff respond?

Q.1: How common are the following behaviors at this school? Student alcohol use

Not at all common	97%		2051
Somewhat common	3%		64
Moderately common	0%		8
Very common	0%		0

Favorable: **100%**

Q.2: How common are the following behaviors at this school? Student drug use

Not at all common	95%		2008
Somewhat common	5%		98
Moderately common	0%		8
Very common	0%		0

Favorable: **100%**

Q.3: How common are the following behaviors at this school? Student tobacco use

Not at all common	96%		2029
Somewhat common	4%		77
Moderately common	0%		8
Very common	0%		0

Favorable: **100%**

Q.4: How common are the following behaviors at this school? Harassment or bullying among students

Not at all common	33%		711
Somewhat common	52%		1098
Moderately common	11%		240
Very common	4%		80

Favorable: **85%**

Q.5: How common are the following behaviors at this school? Physical fighting between students

Not at all common	54%		1160
Somewhat common	36%		762
Moderately common	8%		163
Very common	2%		47

Favorable: **90%**

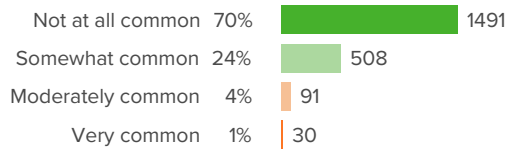
Q.6: How common are the following behaviors at this school? Disruptive student behavior

Not at all common	13%		285
Somewhat common	43%		912
Moderately common	25%		532
Very common	19%		405

Favorable: **56%**

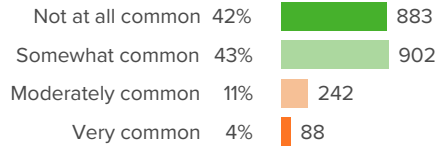


Q.7: How common are the following behaviors at this school? Racial/ethnic conflict among students



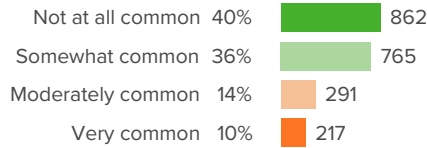
Favorable: **94%**

Q.8: How common are the following behaviors at this school? Student depression or other mental health problems



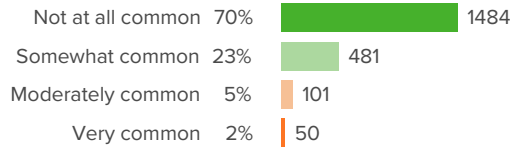
Favorable: **84%**

Q.9: How common are the following behaviors at this school? Lack of respect of staff by students



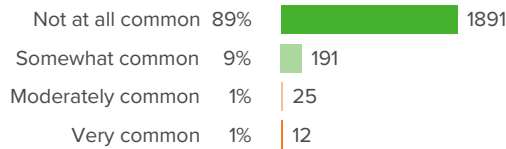
Favorable: **76%**

Q.10: How common are the following behaviors at this school? Cutting classes or being truant



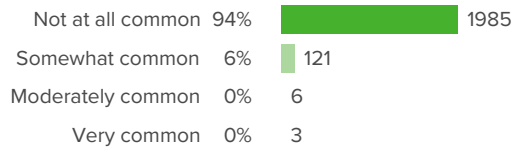
Favorable: **93%**

Q.11: How common are the following behaviors at this school? Gang-related activity



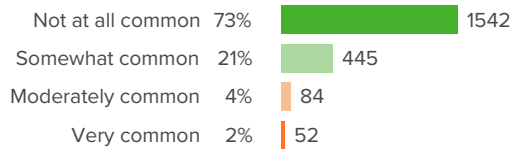
Favorable: **98%**

Q.12: How common are the following behaviors at this school? Weapons possession



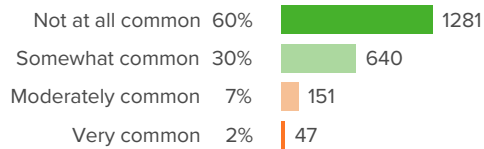
Favorable: **100%**

Q.13: How common are the following behaviors at this school? Vandalism (including graffiti)



Favorable: **94%**

Q.14: How common are the following behaviors at this school? Theft



Favorable: **91%**



Work stress

Your average

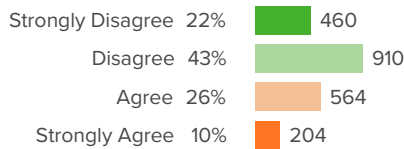
73%

2,160 responses

District average: **73%** Washoe County School District

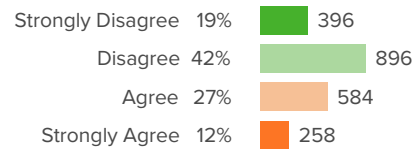
How did teachers & staff respond?

Q.1: I feel tense, restless, or anxious at work.



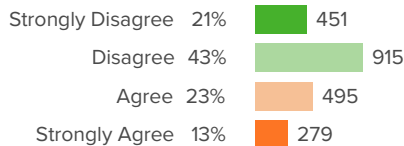
Favorable: **64%**

Q.2: I feel burnt out.



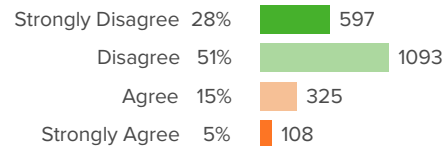
Favorable: **61%**

Q.3: With this work pace I don't think I'll make it to the retiring age.



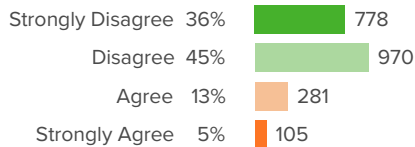
Favorable: **64%**

Q.4: I'm disappointed in our staff's ways of handling our shared affairs.



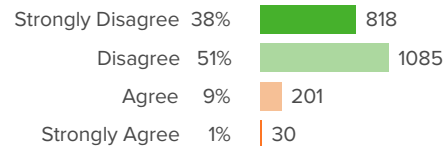
Favorable: **80%**

Q.5: I often feel like an outsider in my work community.



Favorable: **82%**

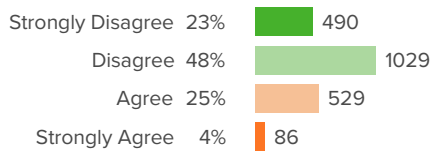
Q.6: I often feel I have failed in my work with students.



Favorable: **89%**



Q.7: Dealing with problem situations concerning students often upsets me.



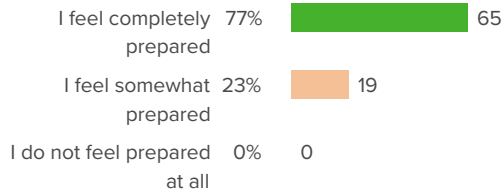
Favorable: **71%**



Other questions

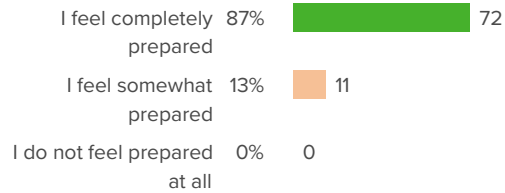
How did teachers & staff respond?

Q.1: Do you feel prepared to support your school's educators to teach Math Nevada Academic Content Standards?



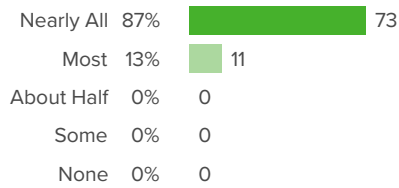
Favorable: **77%**

Q.2: Do you feel prepared to support your school's educators to teach English Language Arts Nevada Academic Content Standards?



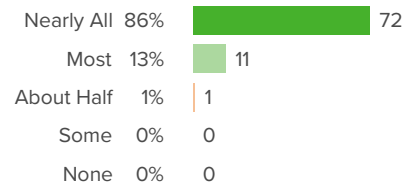
Favorable: **87%**

Q.3: How many teachers in this school have fully incorporated Math Nevada Academic Content Standards into their teaching expectations and practice?



Favorable: **100%**

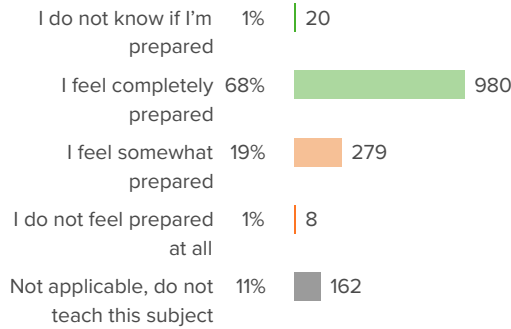
Q.4: How many teachers in this school have fully incorporated English Language Arts Nevada Academic Content Standards into their teaching expectations and practice?



Favorable: **99%**

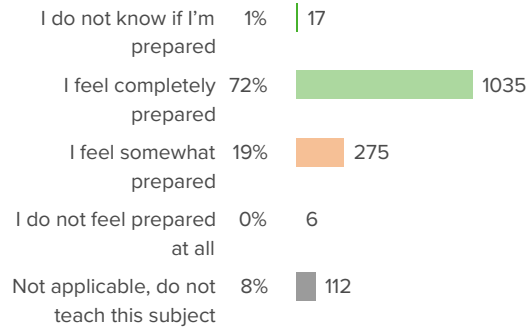


Q.5: How prepared do you feel to teach Math Nevada Academic Content Standards?



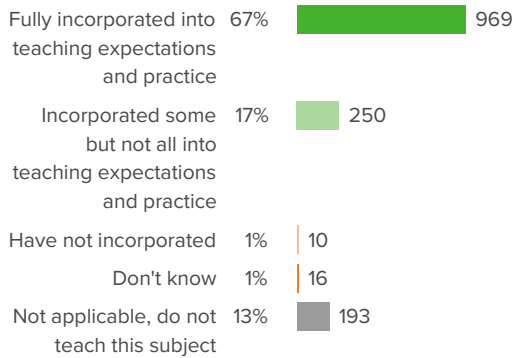
Favorable: **78%**

Q.6: How prepared do you feel to teach English Language Arts Nevada Academic Content Standards?



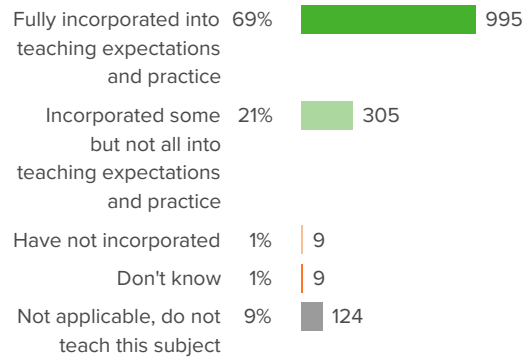
Favorable: **79%**

Q.7: To what extent have you incorporated Math Nevada Academic Content Standards into your teaching practice?



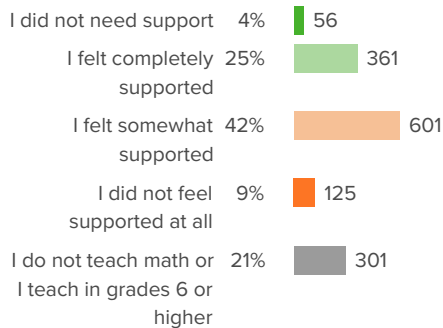
Favorable: **98%**

Q.8: To what extent have you incorporated English Language Arts Nevada Academic Content Standards into your teaching practice?



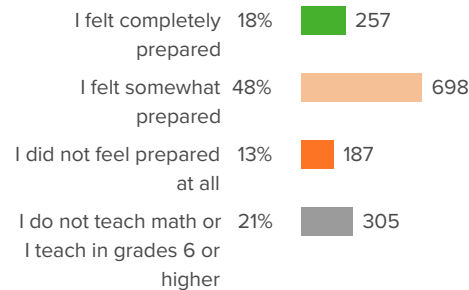
Favorable: **99%**

Q.9: How supported did you feel this year to use the new Math instructional materials (Bridges/enVision) to teach the Math Nevada Academic Content?



Favorable: **36%**

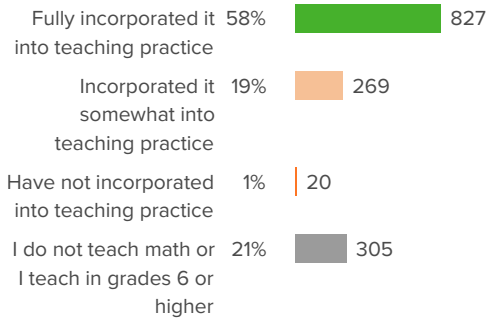
Q.10: How prepared did you feel to use the new Math instructional materials (Bridges/enVision) to teach Math Nevada Academic Content Standards this year?



Favorable: **23%**



Q.11: To what extent did you incorporate the new Math instructional materials (Bridges/enVision) into your teaching practice?



Favorable: **74%**