



Elementary Schools

2017 Parent Climate Survey
Spring 2017



Report created by
Panorama Education



Summary

Topic Description	Results	Benchmark
Communication with school	91%	
Demographics		
Overall quality	82%	
Physical safety	93%	
Quality education	88%	
Relationships/ respect	91%	
School leadership	89%	



Supportive place

89%

Transportation

81%

4,145 family member responses

Communication with school

Your average

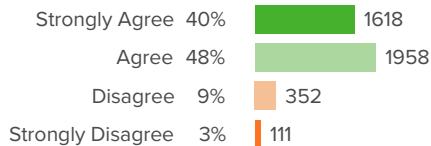
91%

4,145 responses

District average: **88%** Washoe County School District

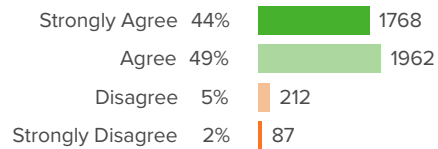
How did family members respond?

Q.1: I am kept informed about my child's ongoing learning and progress.



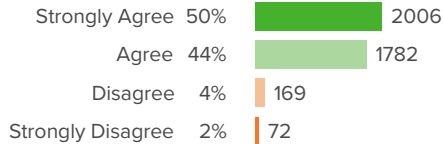
Favorable: **89%**

Q.2: I am kept informed about my child's grades.



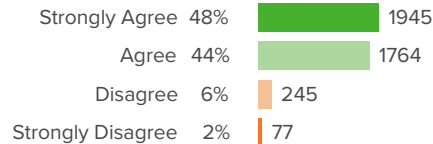
Favorable: **93%**

Q.3: My child's teacher(s) are available to discuss my child's learning needs with me.



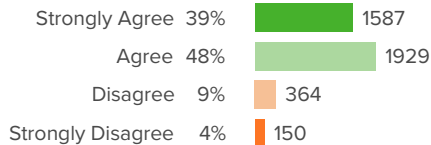
Favorable: **94%**

Q.4: I am kept informed about my child's behavior.



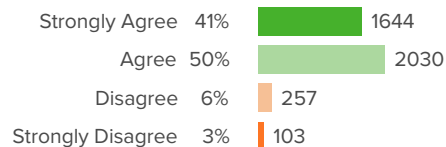
Favorable: **92%**

Q.5: I am provided sufficient notice about activities like tutoring, after school programs, student performances, parent workshops, and other events.



Favorable: **87%**

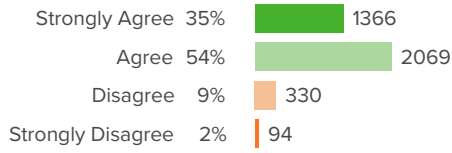
Q.6: I am satisfied with the opportunities for me to be involved in my child's school.



Favorable: **91%**

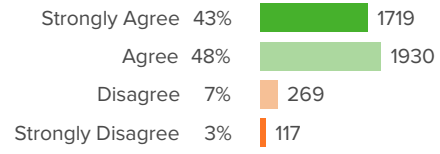


Q.7: Teachers at my child's school update grades and assignments on the Infinite Campus Parent Portal at least twice a month.



Favorable: **89%**

Q.8: Overall, I am satisfied with the communication between this school and me.



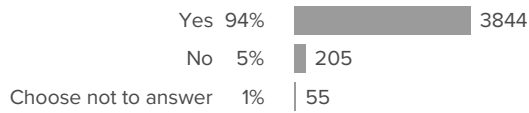
Favorable: **90%**



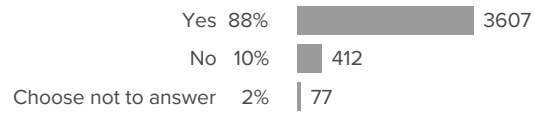
Demographics

How did family members respond?

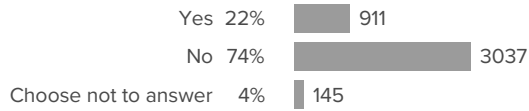
Q.1: Do you have internet access at home?



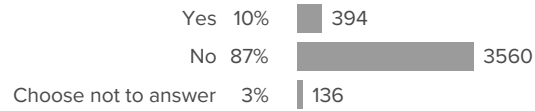
Q.2: Does your child have internet access at home?



Q.3: Is your child receiving Special Education services, including gifted and talented?

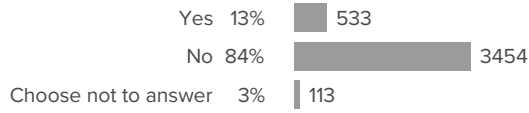


Q.4: Is your child receiving English Language Learner (ELL) services?

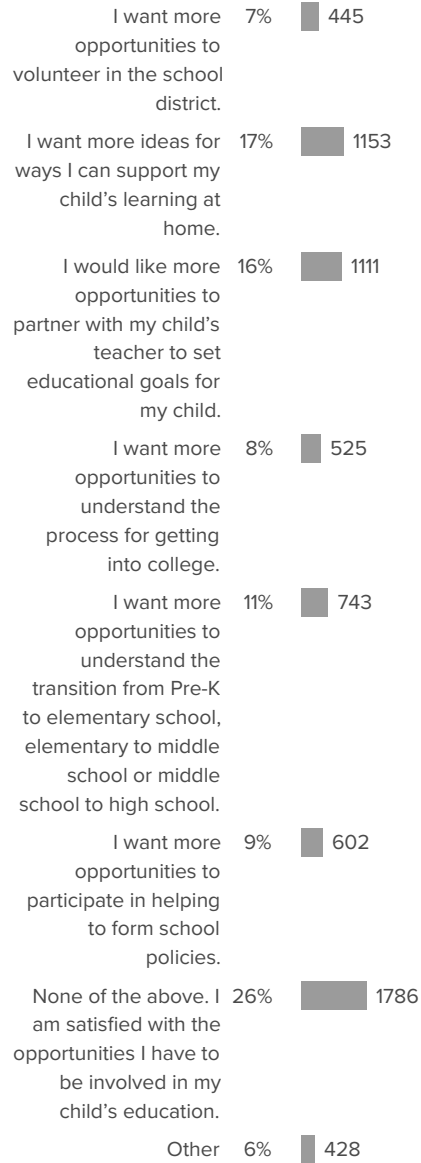




Q.5: Are you a district employee?

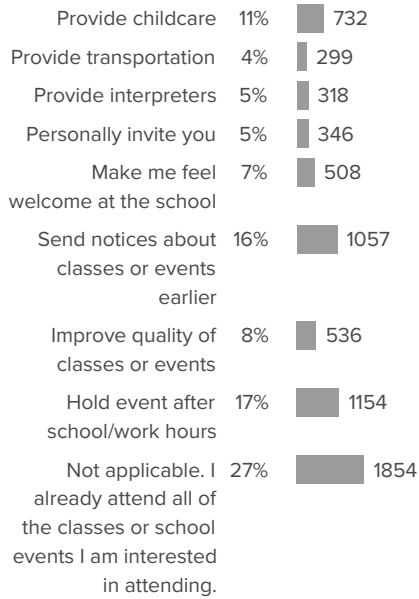


Q.6: How could your child's school do a better job of partnering with you in your child's education? (Please SELECT ALL THAT APPLY)

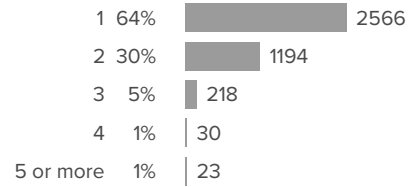




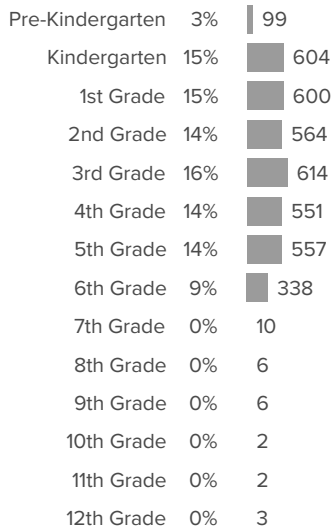
Q.7: What can your child’s school do to help make it easier to attend classes or events that might interest you? (Please SELECT ALL THAT APPLY)



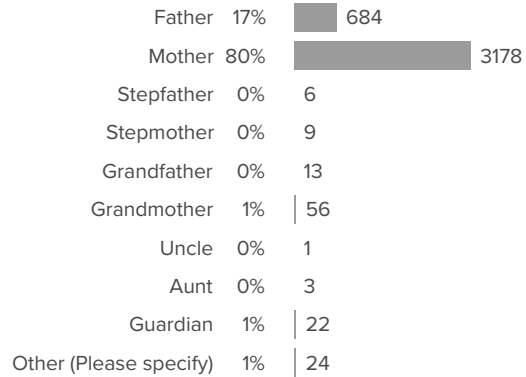
Q.8: How many children do you have attending this school?



Q.9: What grade is your child currently in at this school? (Please select only ONE)

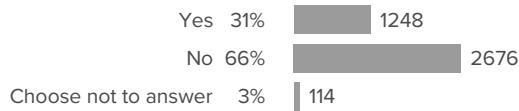


Q.10: What is your relationship to the child(ren)?

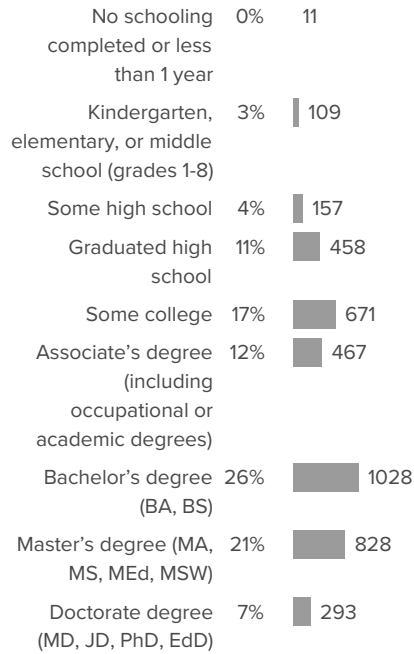




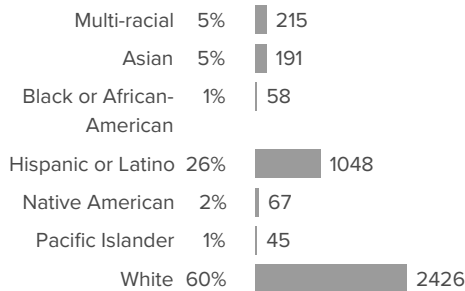
Q.11: Does your child receive free or reduced price lunch?



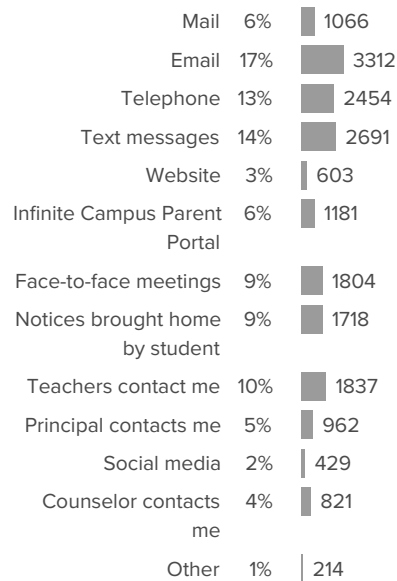
Q.12: What is the highest level of education any member of your household has obtained? (Please select only ONE)



Q.13: What is your race or ethnicity? (Please select only ONE.)



Q.14: What are the best ways for the school to communicate with you about your child's education? (Please SELECT ALL THAT APPLY)





Q.15: What is the best day of the week for you to attend school workshops or events? (Please SELECT ALL THAT APPLY)

Monday	15%	■	1586
Tuesday	16%	■	1706
Wednesday	18%	■	1841
Thursday	17%	■	1716
Friday	15%	■	1608
Saturday	11%	■	1177
Sunday	7%	■	760

Q.16: What is the best time of day for you to attend school workshops or events? (Please SELECT ALL THAT APPLY)

Between 9 a.m. and 12 Noon	16%	■	1012
Between 12 noon and 2 p.m.	12%	■	793
Between 2 p.m. and 4 p.m.	13%	■	857
Between 4 p.m. and 6 p.m.	30%	■	1952
After 6 p.m.	29%	■	1846



Overall quality

Your average

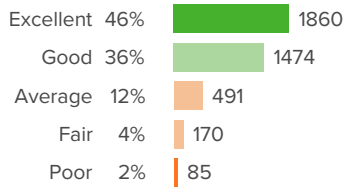
82%

4,145 responses

District average: **77%** Washoe County School District

How did family members respond?

Q.1: How would you rate the quality of education your child's school has provided this year?



Favorable: **82%**



Physical safety

Your average

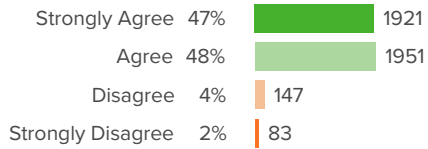
93%

4,145 responses

District average: **91%** Washoe County School District

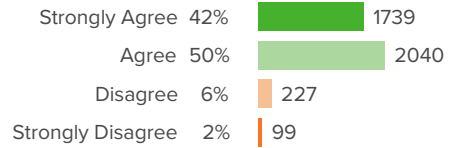
How did family members respond?

Q.1: My child feels safe inside the school building.



Favorable: **94%**

Q.2: My child feels safe outside, on the school grounds.



Favorable: **92%**

Quality education

Your average

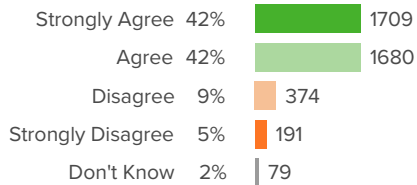
88%

4,145 responses

District average: **85%** Washoe County School District

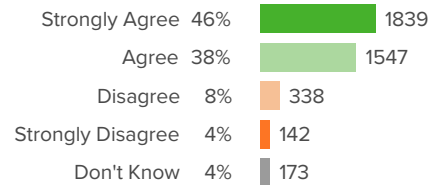
How did family members respond?

Q.1: My child is receiving the kind of instruction that is appropriate for his or her abilities.



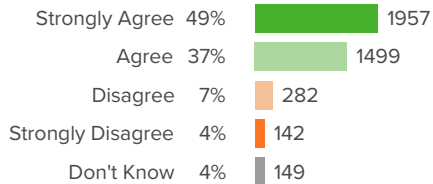
Favorable: **86%**

Q.2: My child's teacher(s) set high expectations for my child's individual learning.



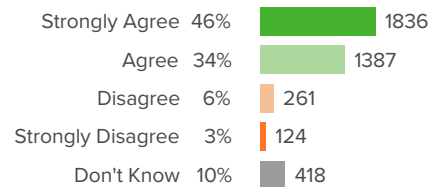
Favorable: **88%**

Q.3: My child's teacher(s) provide my child with all of the accommodations needed to do well in his or her classes.



Favorable: **89%**

Q.4: If my child needs extra help, the teacher(s) are available.



Favorable: **89%**

Relationships/ respect

Your average

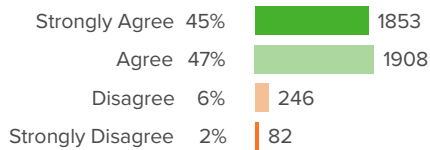
91%

4,145 responses

District average: **87%** Washoe County School District

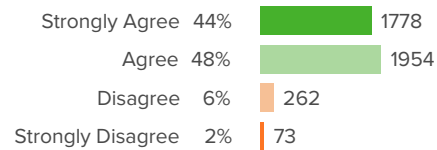
How did family members respond?

Q.1: Staff at my child's school really care about my child.



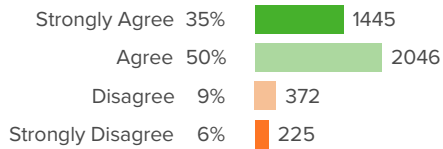
Favorable: **92%**

Q.2: My child has at least one staff member at the school in whom they can confide.



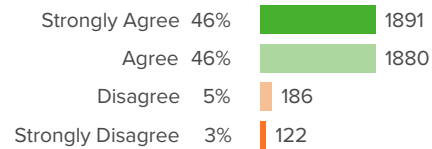
Favorable: **92%**

Q.3: The rules and expectations for behavior are the same for every student at my child's school.



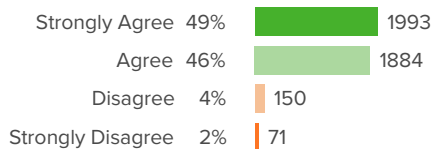
Favorable: **85%**

Q.4: My child is treated fairly by all teachers and staff, no matter his or her race, cultural, or family background.



Favorable: **92%**

Q.5: I have at least one staff member I can contact when I want to discuss my child's education.



Favorable: **95%**

School leadership

Your average

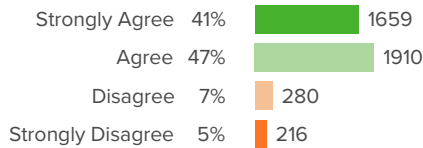
89%

4,145 responses

District average: **87%** Washoe County School District

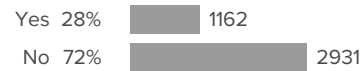
How did family members respond?

Q.1: The principal makes decisions that are in the best interest of all the children at this school.

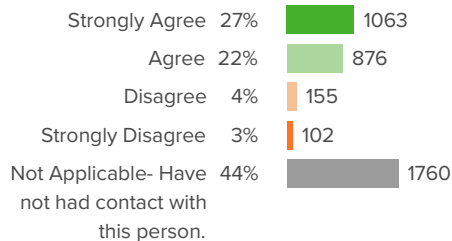


Favorable: **88%**

Q.2: Have you had an issue or concern to discuss with the principal or assistant principal this year?

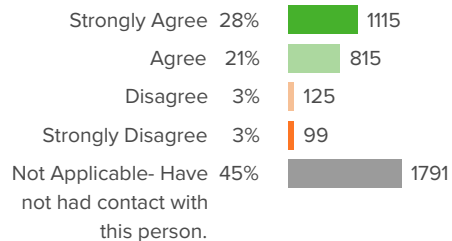


Q.3: When I have had an issue or concern to discuss with the principal or assistant principal...He or she was available to talk to me.



Favorable: **88%**

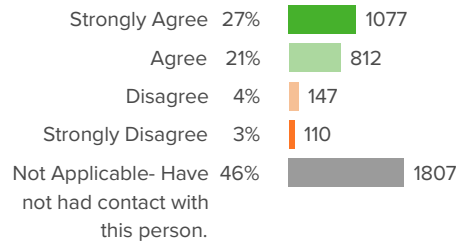
Q.4: When I have had an issue or concern to discuss with the principal or assistant principal...He or she was courteous and listened to my concerns.



Favorable: **90%**



Q.5: When I have had an issue or concern to discuss with the principal or assistant principal...He or she responded to my concerns in a professional manner, whether or not he or she agreed with me.



Favorable: **88%**

Supportive place

Your average

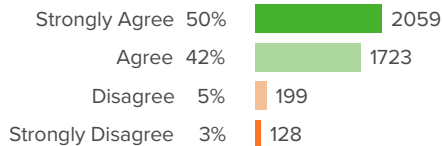
89%

4,145 responses

District average: **84%** Washoe County School District

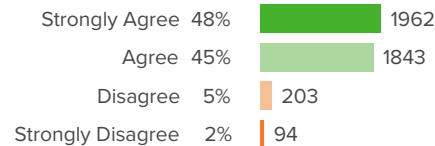
How did family members respond?

Q.1: School employees make me feel welcome at my child's school.



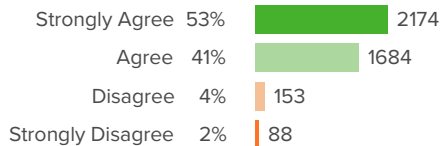
Favorable: **92%**

Q.2: If I need help or have a question, I know whom to talk to at this school.



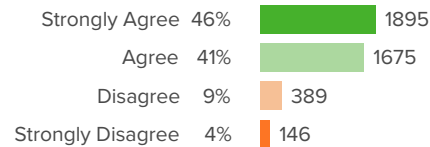
Favorable: **93%**

Q.3: School employees are polite to me at this school.



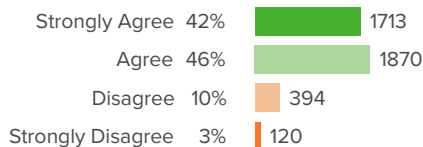
Favorable: **94%**

Q.4: The teacher and I work together to create goals for my child.



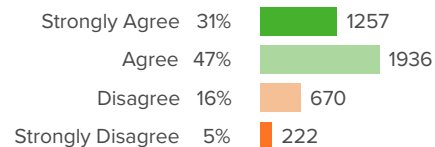
Favorable: **87%**

Q.5: I have an opportunity to participate in important educational decisions about my child.



Favorable: **87%**

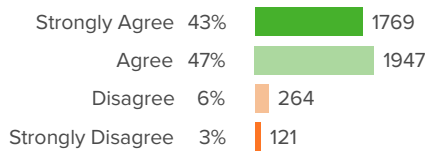
Q.6: My child's school seeks parent input about how to make the school better.



Favorable: **78%**



Q.7: School employees provide quality customer service at this school.



Favorable: **91%**



Transportation

Your average

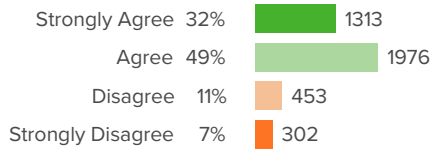
81%

4,145 responses

District average: **83%** Washoe County School District

How did family members respond?

Q.1: I am satisfied with the drop-off/pick-up procedures at my child's school.



Favorable: **81%**