

Washoe County School District - High School

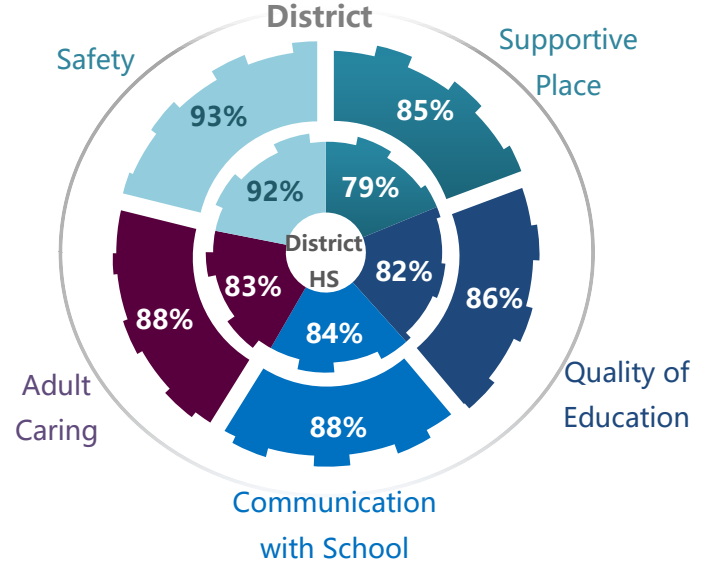


Number of Surveys Returned 1896

The charts on this page display the % of parents who marked each response option across all questions in a scale. The caption above each chart represents the percentage of "Agree"/"Strongly Agree" responses across all items in a scale.* The tables on the next pages display the results of all survey questions and which items are included in each scale.

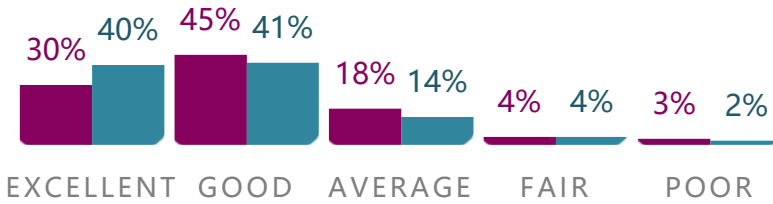
*Excludes "Don't Know" & "N/A" from totals

District - School Comparison on Scales



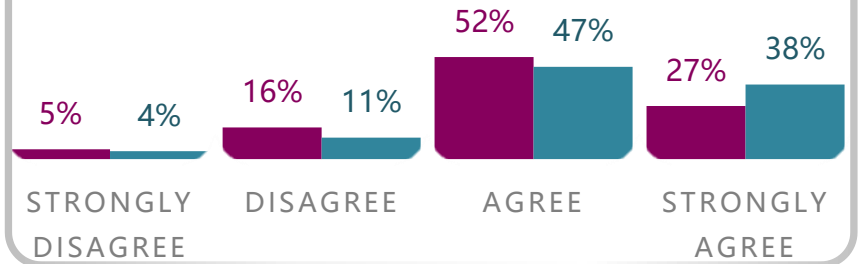
Overall Rating District HS District

30% of parents rate the quality of your school as "excellent."



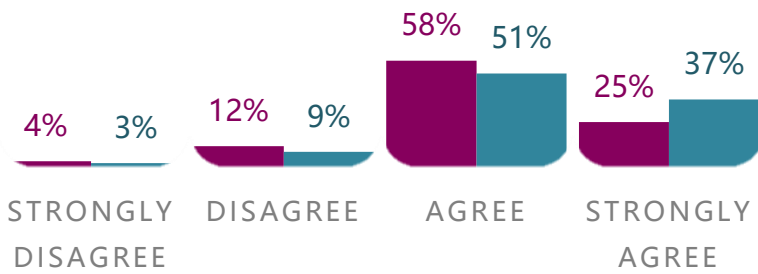
Supportive Place

79% of parents agree that the school is welcoming and supportive of parent involvement.



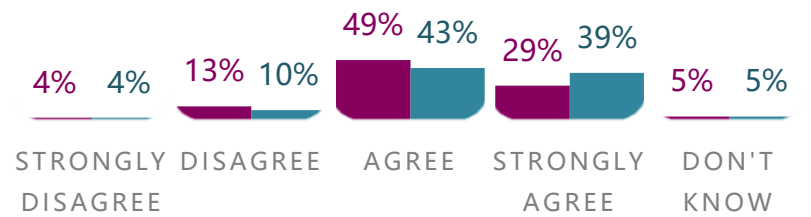
Communication with School

84% of parents agree that their child's school does a good job communicating with them about their child's learning.



Quality Education

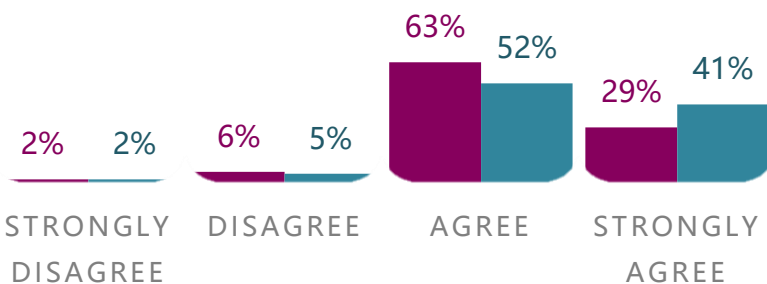
82% of parents agree that their child is receiving a high quality education.



(*Don't Know excluded from caption)

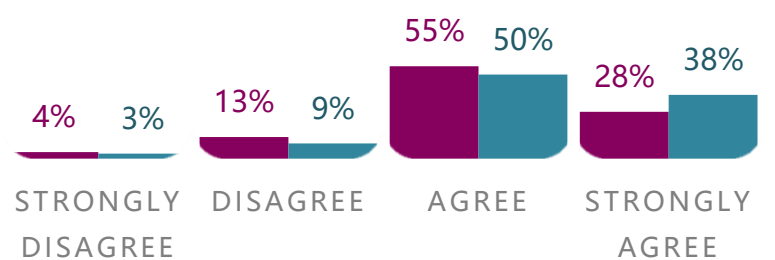
Safety

92% of parents agree that their child feels safe inside and outside the school.



Adult Caring

83% of parents agree that adults at their child's school care how their child is doing.



Numbers may not add up to 100% due to rounding

Parent Climate Individual Items

The tables below show the percentage of parents in your school who provided a response to each question on the survey across response categories.

Note: These questions should be reviewed along with your school's results on each scale on the previous page.

Table 1. Overall Rating	Excellent	Good	Average	Fair	Poor
How would you rate the quality of education your child's school has provided?	30%	45%	18%	4%	3%

Table 2. Supportive Place	Strongly Disagree	Disagree	Agree	Strongly Agree
How much do you agree or disagree with each statement below?				
2a. School employees make me feel welcome at my child's school.	3%	8%	56%	33%
2b. If I need help or have a question, I know whom to talk to at this school.	4%	14%	55%	27%
2c. School employees are polite to me at this school.	2%	6%	55%	36%
2d. The teacher and I work together to create goals for my child.	9%	26%	46%	20%
2e. I have an opportunity to participate in important educational decisions about my child.	5%	19%	52%	24%
2f. My child's school seeks parent input about how to make the school better.	7%	26%	47%	20%
2g. School employees provide quality customer service at this school.	5%	11%	56%	29%

Table 3. School Leadership	Strongly Disagree	Disagree	Agree	Strongly Agree	
3a. How much do you agree or disagree with each statement below?					
The Principal makes decisions that are in the best interest of all the children at this school.	4%	10%	57%	29%	
3b. Have you had an issue or concern to discuss with the principal or assistant principal this year?			Yes	No	
			21%	79%	
3c. When I have had an issue or a concern to discuss with the principal or the assistant principal...(answered only if "yes" to Table 3b)	Strongly Disagree	Disagree	Agree	Strongly Agree	Not Applicable
3c1. He or she was available to talk to me.	9%	13%	38%	34%	6%
3c2. He or she was courteous and listened to my concerns.	8%	11%	34%	37%	10%
3c3. He or she responded to my concerns in a professional manner, whether or not he or she agreed with me.	9%	13%	33%	35%	10%

Table 4. Quality Education	Strongly Disagree	Disagree	Agree	Strongly Agree	Don't Know
How much do you agree or disagree with each statement below?					
4a. My child is receiving the kind of instruction that is appropriate for his or her abilities.	4%	13%	50%	30%	4%
4b. My child's teacher(s) set high expectations for my child's individual learning.	3%	12%	50%	29%	5%
4c. My child's teacher(s) provide my child with all of the accommodations needed to do well in his or her classes.	5%	13%	49%	27%	5%
4d. If my child needs extra help, the teacher(s) are available.	4%	14%	46%	29%	7%

Table 5. Communication with School	Strongly Disagree	Disagree	Agree	Strongly Agree
How much do you agree or disagree with each statement below?				
5a. I am kept informed about my child's ongoing learning and progress.	4%	15%	56%	25%
5b. I am kept informed about my child's grades.	3%	8%	58%	31%
5c. My child's teacher(s) are available to discuss my child's learning needs with me.	3%	13%	61%	24%
5d. I am kept informed about my child's behavior.	3%	10%	62%	24%
5e. I am provided sufficient notice about activities like tutoring, after school programs, student performances, parent workshops, and other events.	6%	18%	55%	22%
5f. I am satisfied with the opportunities for me to be involved in my child's school.	3%	14%	59%	24%
5g. Teachers at my child's school update grades and assignments on the Infinite Campus Parent Portal at least twice a month.	4%	9%	60%	28%
5h. Overall, I am satisfied with the communication between this school and me.	5%	13%	56%	26%

Table 6. Adult Caring

How much do you agree or disagree with each statement below?	Strongly Disagree	Disagree	Agree	Strongly Agree
6a. Staff at my child's school care about my child.	4%	12%	58%	26%
6b. My child has at least one staff member at the school in whom they can confide.	3%	13%	51%	32%
6c. The rules and expectations for behavior are the same for every student at my child's school.	7%	15%	55%	23%
6d. My child is treated fairly by all teachers and staff, no matter his/her race, cultural, or family background.	5%	10%	57%	29%
6e. I have at least one staff member I can contact when I want to discuss my child's education.	3%	14%	53%	30%

Table 7. Safety

How much do you agree or disagree with each statement below?	Strongly Disagree	Disagree	Agree	Strongly Agree
7a. My child feels safe inside the school building.	2%	5%	62%	30%
7b. My child feels safe outside, on the school grounds.	3%	6%	63%	28%

Table 8. Drop Off

8a. I am satisfied with the drop-off/pick-up procedures at my child's school. How much do you agree or disagree	Strongly Disagree	Disagree	Agree	Strongly Agree	Not Applicable
	7%	7%	48%	20%	18%

Table 9. Demographic Information

<p>9b. Do you have Internet access at home?</p> <table border="1"> <thead> <tr> <th>Yes</th> <th>No</th> <th>Choose not to answer</th> </tr> </thead> <tbody> <tr> <td>96%</td> <td>3%</td> <td>1%</td> </tr> </tbody> </table>	Yes	No	Choose not to answer	96%	3%	1%	<p>9c. Does your child have internet access at home?</p> <table border="1"> <thead> <tr> <th>Yes</th> <th>No</th> <th>Choose not to answer</th> </tr> </thead> <tbody> <tr> <td>95%</td> <td>3%</td> <td>1%</td> </tr> </tbody> </table>	Yes	No	Choose not to answer	95%	3%	1%									
Yes	No	Choose not to answer																				
96%	3%	1%																				
Yes	No	Choose not to answer																				
95%	3%	1%																				
<p>9d. Is your child receiving Special Education services, including gifted and talented?</p> <table border="1"> <thead> <tr> <th>Yes</th> <th>No</th> <th>Choose not to answer</th> </tr> </thead> <tbody> <tr> <td>17%</td> <td>80%</td> <td>3%</td> </tr> </tbody> </table>	Yes	No	Choose not to answer	17%	80%	3%	<p>9e. Is your child receiving English Language Learner (ELL) services?</p> <table border="1"> <thead> <tr> <th>Yes</th> <th>No</th> <th>Choose not to answer</th> </tr> </thead> <tbody> <tr> <td>4%</td> <td>93%</td> <td>3%</td> </tr> </tbody> </table>	Yes	No	Choose not to answer	4%	93%	3%	<p>9f. Are you a district employee?</p> <table border="1"> <thead> <tr> <th>Yes</th> <th>No</th> <th>Choose not to answer</th> </tr> </thead> <tbody> <tr> <td>18%</td> <td>79%</td> <td>3%</td> </tr> </tbody> </table>	Yes	No	Choose not to answer	18%	79%	3%		
Yes	No	Choose not to answer																				
17%	80%	3%																				
Yes	No	Choose not to answer																				
4%	93%	3%																				
Yes	No	Choose not to answer																				
18%	79%	3%																				
<p>9g. How could your child's school do a better job of partnering with you in your child's education?</p> <table border="1"> <thead> <tr> <th></th> <th>Select all that apply</th> </tr> </thead> <tbody> <tr> <td>1. I want more opportunities to volunteer at my child's school.</td> <td>6%</td> </tr> <tr> <td>2. I want more ideas for ways I can support my child's learning at home.</td> <td>21%</td> </tr> <tr> <td>3. I would like more opportunities to partner with my child's teacher to set educational goals for my child.</td> <td>27%</td> </tr> <tr> <td>4. I want more opportunities to understand the process for getting into college.</td> <td>30%</td> </tr> <tr> <td>5. I want more opportunities to understand the transition from Pre-K to elementary school, elementary to middle school or middle school to high school.</td> <td>5%</td> </tr> <tr> <td>6. I want more opportunities to participate in helping to form school policies.</td> <td>10%</td> </tr> <tr> <td>7. None of the above. I am satisfied with the opportunities I have to be involved in my child's education.</td> <td>45%</td> </tr> <tr> <td>8. Other.</td> <td>10%</td> </tr> </tbody> </table>				Select all that apply	1. I want more opportunities to volunteer at my child's school.	6%	2. I want more ideas for ways I can support my child's learning at home.	21%	3. I would like more opportunities to partner with my child's teacher to set educational goals for my child.	27%	4. I want more opportunities to understand the process for getting into college.	30%	5. I want more opportunities to understand the transition from Pre-K to elementary school, elementary to middle school or middle school to high school.	5%	6. I want more opportunities to participate in helping to form school policies.	10%	7. None of the above. I am satisfied with the opportunities I have to be involved in my child's education.	45%	8. Other.	10%		
	Select all that apply																					
1. I want more opportunities to volunteer at my child's school.	6%																					
2. I want more ideas for ways I can support my child's learning at home.	21%																					
3. I would like more opportunities to partner with my child's teacher to set educational goals for my child.	27%																					
4. I want more opportunities to understand the process for getting into college.	30%																					
5. I want more opportunities to understand the transition from Pre-K to elementary school, elementary to middle school or middle school to high school.	5%																					
6. I want more opportunities to participate in helping to form school policies.	10%																					
7. None of the above. I am satisfied with the opportunities I have to be involved in my child's education.	45%																					
8. Other.	10%																					
<p>9h. What can your child's school do to help you attend classes or events that might interest you?</p> <table border="1"> <thead> <tr> <th></th> <th>Select all that apply</th> </tr> </thead> <tbody> <tr> <td>1. Provide childcare</td> <td>3%</td> </tr> <tr> <td>2. Provide transportation</td> <td>5%</td> </tr> <tr> <td>3. Provide interpreters</td> <td>4%</td> </tr> <tr> <td>4. Personally invite you</td> <td>8%</td> </tr> <tr> <td>5. Make me feel welcome at the school</td> <td>11%</td> </tr> <tr> <td>6. Send notices about classes or events earlier</td> <td>28%</td> </tr> <tr> <td>7. Improve quality of classes or events</td> <td>13%</td> </tr> <tr> <td>8. Hold events after school/work hours</td> <td>24%</td> </tr> <tr> <td>9. Not applicable. I already attend all of the classes or school events I am interested in attending.</td> <td>52%</td> </tr> </tbody> </table>				Select all that apply	1. Provide childcare	3%	2. Provide transportation	5%	3. Provide interpreters	4%	4. Personally invite you	8%	5. Make me feel welcome at the school	11%	6. Send notices about classes or events earlier	28%	7. Improve quality of classes or events	13%	8. Hold events after school/work hours	24%	9. Not applicable. I already attend all of the classes or school events I am interested in attending.	52%
	Select all that apply																					
1. Provide childcare	3%																					
2. Provide transportation	5%																					
3. Provide interpreters	4%																					
4. Personally invite you	8%																					
5. Make me feel welcome at the school	11%																					
6. Send notices about classes or events earlier	28%																					
7. Improve quality of classes or events	13%																					
8. Hold events after school/work hours	24%																					
9. Not applicable. I already attend all of the classes or school events I am interested in attending.	52%																					

9i. How many children do you have attending this school?

1. 1	80%
2. 2	18%
3. 3	2%
4. 4	1%
5. 5 or more	0%

9j. In what grade(s) are your child(ren) currently in at this school?

1. Pre-Kindergarten	0%	8. 6th	1%
2. Kindergarten	0%	9. 7th	1%
3. 1st	0%	10. 8th	1%
4. 2nd	0%	11. 9th	34%
5. 3rd	1%	12. 10th	30%
6. 4th	1%	13. 11th	28%
7. 5th	1%	14. 12th	21%

9k. What is your relationship to the child(ren)?

1. Father	20%
2. Mother	75%
3. Stepfather	0%
4. Stepmother	0%
5. Grandfather	1%
6. Grandmother	1%
7. Uncle	0%
8. Aunt	1%
9. Guardian	1%
10. Other	0%

9l. Does your child receive free or reduced lunch?

1. Yes	17%
2. No	81%
3. Choose Not to Answer	2%

9m. What is the highest level of education any member of your household has obtained?

1. No schooling completed or less than 1 year	0%
2. Kindergarten, elementary and middle school (grades 1-8)	1%
3. Some high school	3%
4. Graduated high school	8%
5. Some college	17%
6. Associate's degree (including occupational or academic degrees)	13%
7. Bachelor's Degree (BA, BS)	29%
8. Master's Degree (MA, MS)	23%
9. Doctorate Degree (PhD, EdD)	6%

9n. My school tries to communicate with me in my native language.

Strongly Disagree	Disagree	Agree	Strongly Agree	Not Applicable
5%	3%	31%	30%	30%

9o. What is your race or ethnicity?

1. Multi-racial	4%
2. Asian	5%
3. Black or African American	2%
4. Hispanic or Latino	17%
5. Native American	2%
6. Pacific Islander	1%
7. White	69%

9p. What are the best ways for the school to communicate with you about your child's education?

1. Mail	34%
2. Email	85%
3. Telephone	56%
4. Text messages	61%
5. Website	14%
6. Infinite Campus Parent Portal	41%
7. Face-to-face meetings	29%
8. Notices brought home by student	18%
9. Teachers contact me	37%
10. Principal contacts me	17%
11. Social media	4%
12. Counselors contact me	28%
13. Other	2%

9q. What is the best day of the week for you to attend school workshops or events?

1. Monday	40%
2. Tuesday	45%
3. Wednesday	52%
4. Thursday	47%
5. Friday	36%
6. Saturday	29%
7. Sunday	14%

9r. What is the best time of day for you to attend school workshops or events?

1. 9 a.m. and 12 noon	18%
2. 12 noon and 2 p.m.	15%
3. 2 p.m. and 4 p.m.	17%
4. 4 p.m. and 6 p.m.	43%
5. After 6 p.m.	54%