



Welcome  
Huskies  
to the  
2020-2021  
School Year!



Ms. Regina Mann, M.A.  
[rmann@washoeschools.net](mailto:rmann@washoeschools.net)



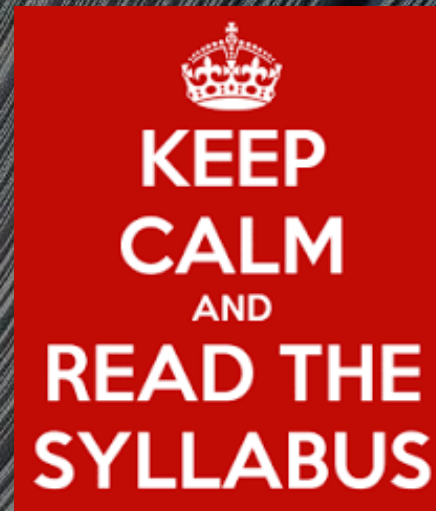
# Agenda:

Health/Hygiene  
Resources

Computer Lab Expectations

Teams

Syllabus





Wear a mask, wash your hands, use  
sanitizer😊

<https://www.youtube.com/watch?v=oeAN8Xxzoq4>



# Covid Care Kit

This optional care kit works the best with small size or Travel Size containers AND will make yourself feel even more safe at Reno High School!

- Kleenex
- Disinfectant Wipes
- Band-aids
- Antiseptic Ointment
- Extra Mask
- Lotion
- Reusable Water Bottle
- Latex Gloves
- Hand Sanitizer
- Feminine Products
- Extra Writing Utensils



## Where to go for resources:



### Reno High Website:

<https://www.washoeschools.net/renohs>

### Edgenuity:

<https://auth.edgenuity.com/Login/>

[Learn.Edgenuity.com](https://www.edgenuity.com)

User: \*studentid@washoeschools.org

Pass: \*studentid or the log in for District computers (this change was already set but apparently is taking place September 25)

(\*use your own id number)

### Ms. Mann's email:

rmann@washoeschools.net

**Reno High Website** has many links and recourses including email addresses for administration, counselors, and teachers.

**Edgenuity** is a self-paced credit recovery/credit accrual on-line program. There are also supplemental lessons you might be assigned from other teachers.

You or your parents/guardians can **email** me with questions, comments, concerns as I check emails regularly!



# Computer Lab Expectations:



- No mask, no entry
- Sanitize hands and clean work area every day



- NO FOOD allowed in the lab this year (including snacks during class and lunch)
- Water only (With Lid )



- Come to class prepared ready to learn/work
- Headphones
- Composition book
- Pencils/pens
- Highlighter

# Computer Lab: What does it look, sound, feel like?



## LOOK:

Your eyes should be on your computer

You should be interacting with your course in Edgenuity

You should be taking notes on what you don't know including the academic vocabulary, main ideas, people, formulas, etc.



## SOUND:

It sounds quiet in the lab with everyone working with intent to complete lessons.



## FEEL:

It feels purposeful

If feels intentional

If feels productive

If feels that you are showing honor to those learning including yourself.



# Microsoft Teams

All students have access to Microsoft Teams. This will be your hub of resources for this class as well as your other classes at Reno High School.

Attendance, assignments, syllabus, resources, etc.

The log in for Teams is the same as your District log in when you are on the computer at school. There is a link from the RHS webpage if you can't remember your log in...check out the QR code!

# The Syllabus

Credit Recovery ~ Edgenuity  
2020-2021 Syllabus  
Ms. Mann ~ Reno High School  
E-mail: [rmann@washoeschools.net](mailto:rmann@washoeschools.net)

## Introduction

Welcome to Credit Recovery. This is an opportunity to earn credit in an on-line platform through Edgenuity. Students can access their course anywhere there is access to the Internet. This is a self-paced, self-motivated class, based on the recommendation of your counselor, with curriculum following Washoe County School District standards. Please see "Edgenuity Student Experience" YouTube video for more information: <https://www.youtube.com/watch?v=8YcrkabG4uU>.

## Class Materials Needed

- 📖 Composition book for a working journal for notes. Taking notes are essential to pass the unit exams and final exam. (See additional information regarding grades on the Edgenuity Student Orientation Form.)
- 🎧 Ear buds/headphones (we have a set at every computer, but you are welcome and encouraged to use your own since cleaning of the headsets will be challenging.)
- 📖 Of course, with Covid-19, the use of class materials will be limited so bring pencils, pens, highlighters. There are some in the classroom but with limited quantity.
- 📖 Please see the "Covid Care Kit" in Teams for recommended supplies to bring with you to campus daily.

## Assignments/Grading

Grades are based on their academic performance in Edgenuity. You will need to finish and pass the class and final to earn the 0.5 credit for each course. Successful students will attend regularly, come to class on time, participate in class, and do all assigned work. **ACADEMIC INTEGRITY IS ESSENTIAL TO ON-LINE COURSES, please do your own work.**

## Attendance/Tardies

Success in any class depends upon regular attendance and participation. You are urged to make every effort to be in class every day. We follow the Washoe County District attendance policy. **Attendance will be taken daily whether at school or on-line. Please be sure to check in daily.**

## Classroom Behavior/Expectations

**It is expected that you will behave as young adults with the understanding of what is appropriate behavior in society as well as in the classroom. Most issues will be handled for the most part through the teacher and student.** Students are expected to follow the school-wide rules established on dress code, behavior, tardy policy, and passes. See RHS student planners for the appropriate attire and behavior. Come to class prepared and willing to learn with required materials every day. **NO FOOD ALLOWED IN THE COMPUTER LAB.**

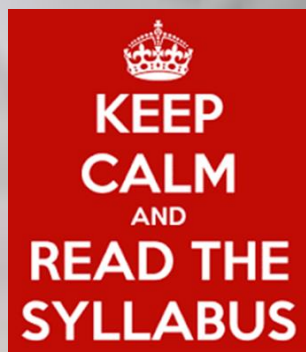
\_\_\_\_\_ Student's Name/Period (Submit in Teams)

\_\_\_\_\_ Guardian or Parent's Signature

\_\_\_\_\_ Date

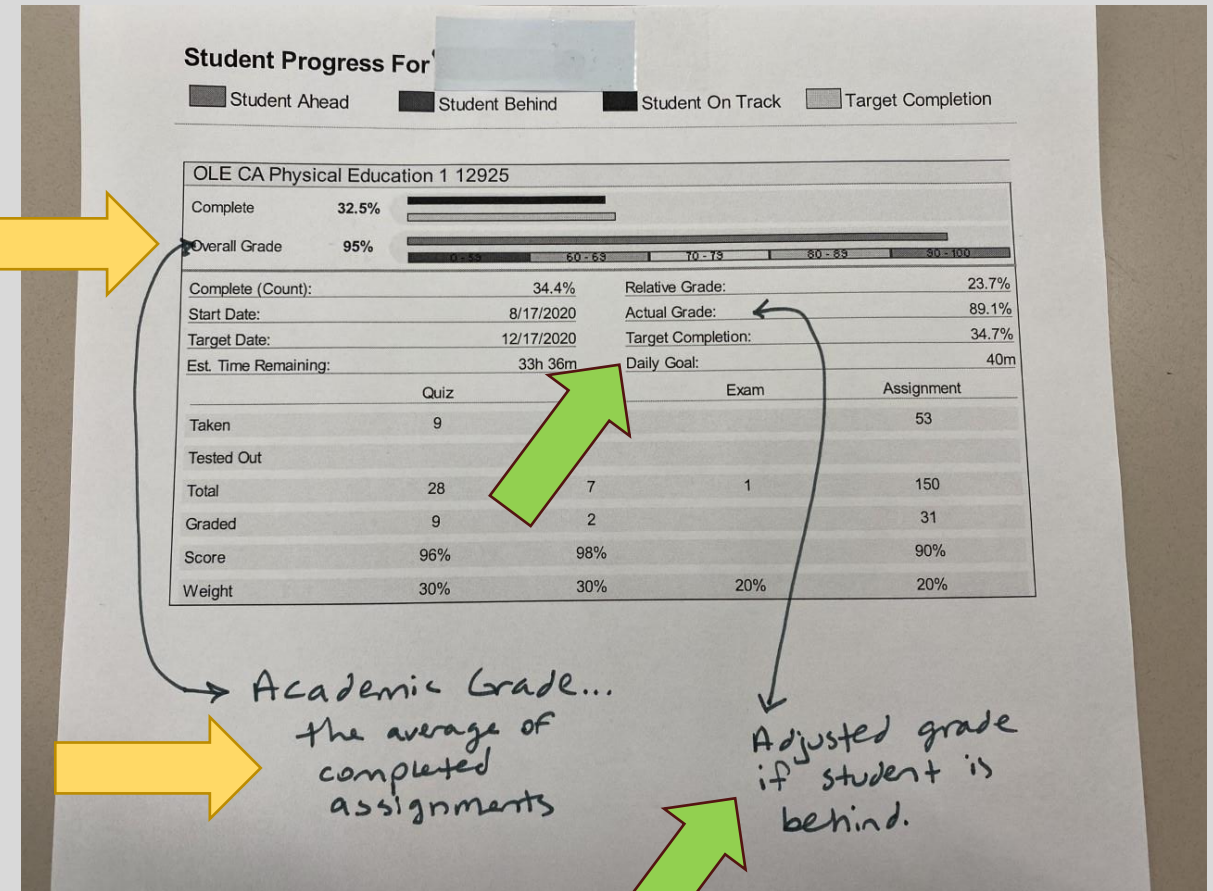
"It's easier to build strong children than repair broken men!"

Frederick Douglass



Please be sure to check the Parent portal link for Infinite Campus as I update grades regularly:

<https://washoenv.infinitecampus.org/campus/portal/washoe.jsp>



The **grade posted in IC** is the "**Actual Grade**" and if the student is on track with expected progress the "**Overall Grade**" will match the "Actual Grade." If a student is behind the expected progress, this lowers the grade in the course.

## Other resources (found in Teams)

- Tips for Student Success
- Metacognitive Markers
- Student Guide to On-Line Learning
- Edgenuity Student Orientation Form
- What can I work on in the Computer Lab?
- Edgenuity Start Guide (same information as on the YouTube video in print form)

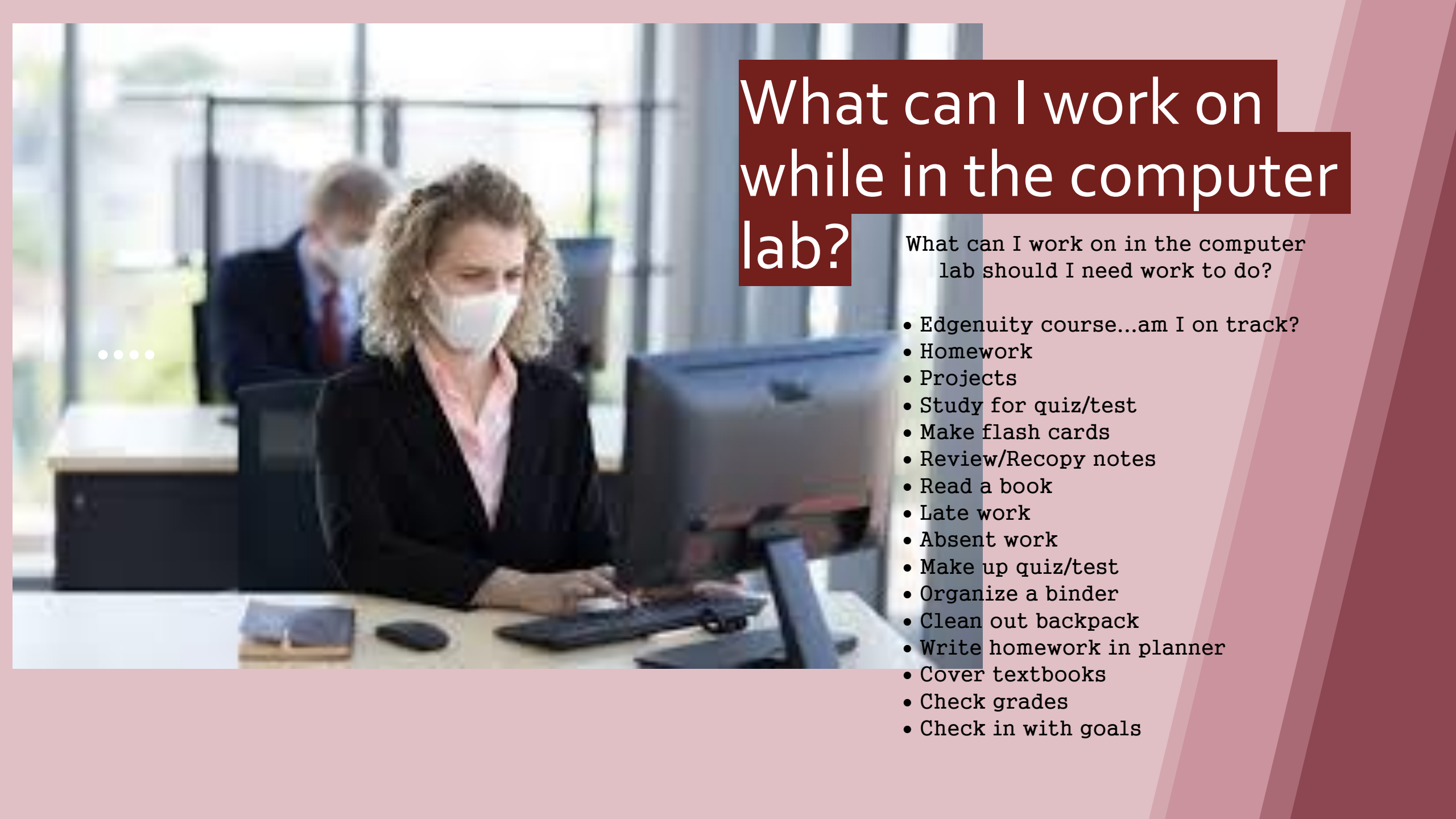




## Tips for Student Success

Do	Don't	Tools
<p><b>Take notes</b> – It is extremely important that you take notes. You can do so in the program with e-notes, on paper in your own folder or comp book, or with guided notes (some available through Edgenuity.)</p> <p><b>Keep track of your own progress</b> – Pay attention to the % of progress you have made as well as your overall grade. I will check with you through the semester but know where you are in your course.</p> <p><b>Focus on learning</b> – If you focus on “getting through” the lessons rather than learning the material it will become more difficult to pass the exams.</p> <p><b>Attend class!</b> – Although there is a lot of work you can do at home, you must do all the unit exams and the final in the computer lab. Your teacher will not unlock your exams unless you are in class.</p>	<p><b>Cheat</b> - If you try and look up answers, you might find some answers, but it will be very hard to pass the unit exams and the final.</p> <p><b>Waste time</b> – Every minute you spend talking to your neighbor or trying to use your phone is a minute you are not making progress. Stay off websites that will distract you.</p> <p><b>Procrastinate</b> – Edgenuity is designed for you to be successful if you work on your class daily. It is very difficult to try and complete your work in a short time at the end of the semester.</p> <p><b>Rush</b> – It is far better to learn the material the first time. Take notes and be successful. If your quizzes are getting blocked, your teachers will ask to see your notes.</p>	<p><b>E-notes</b> – Allow you to take note while you work through the course.</p> <p><b>Highlighter</b> – Allows you to highlight important information in your course.</p> <p><b>Read aloud</b> – You can listen to the text as you read.</p> <p><b>Translation</b> – Allows you to listen in another language.</p> <p><b>Glossary</b> – This function has pulling important vocabulary from the lesson and provided definitions.</p> <p><b>Transcript</b> – This allows you to read the content of videos and other information.</p> <p><b>Video</b> – Play, pause, rewind – allows you to review videos for information.</p> <p><b>Student Organizer</b> – This is where you can check your progress, overall grade and time spent working.</p>



A woman with curly hair, wearing a white face mask and a black blazer over a pink shirt, is sitting at a desk in a computer lab. She is looking at a computer monitor and has her hand on the mouse. In the background, another person wearing a mask is visible, and there are large windows letting in natural light. The overall scene is a computer lab setting.

# What can I work on while in the computer lab?

What can I work on in the computer lab should I need work to do?

- Edgenuity course...am I on track?
- Homework
- Projects
- Study for quiz/test
- Make flash cards
- Review/Recopy notes
- Read a book
- Late work
- Absent work
- Make up quiz/test
- Organize a binder
- Clean out backpack
- Write homework in planner
- Cover textbooks
- Check grades
- Check in with goals

# ANY QUESTIONS? THANK YOU!

....



Name: Ms. Regina Mann, M.A.



Phone: 775-333-5050 ext. 34169



Email: [rmann@washoeschools.net](mailto:rmann@washoeschools.net)



Website: [washoeschools.net/renohs](https://washoeschools.net/renohs)