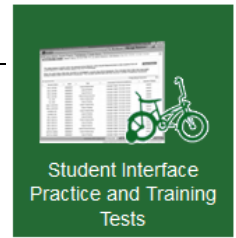


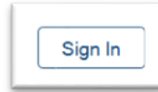
Smarter Balanced Practice Test Access Directions

Use Internet Explorer 11, Firefox, Chrome, or the Safari internet browsers to access the Smarter Balanced practice and training tests.

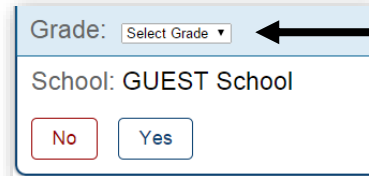


1. Go to <http://sbac.portal.airast.org/practice-test> and click on the testing icon.

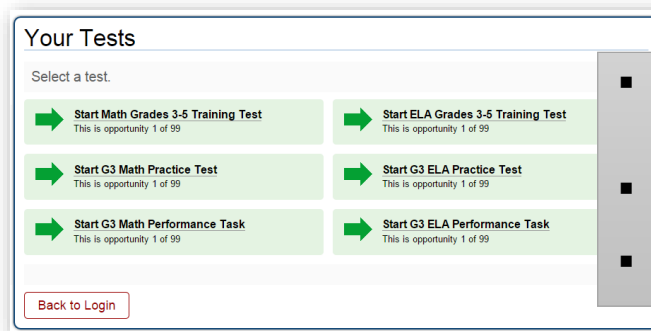
2. Click the "Sign In" button.



3. Select the Grade Level you would like to experience in the drop-down menu, then click the "Yes" button.

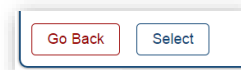


4. Select which test you would like to practice.

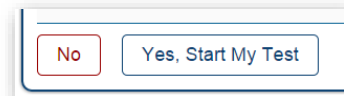


- The **Training Tests** are a mix of grade levels, but offer a variety of item types available in that grade level band.
- The **Practice Tests** are grade level specific and items focus on one specific grade.
- The **Performance Task** is grade level specific.

5. For experiencing the tests, choose "Select" without changing any options. *Contact your child's teacher for questions in regard to modified settings.*



6. On the "Is This Your Test?" screen, verify your selections and select "Yes, Start My Test" when you are ready to begin.



7. Read through the "Test Instructions and Help Menu." then select the "Begin Test Now" button.

