

Smarter Balanced Sample Test Item

Grade 4
Math


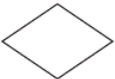



Name _____

Directions. Share this test item with your parent. Solve the problem together. Ask parent to sign the paper to show that you worked together on this question.

4

Click in the box that matches each figure with its description. Each figure may be matched to more than one description.

	Has at Least One Right Angle	Has at Least One Pair of Perpendicular Sides	Has at Least One Pair of Parallel Sides
 Rectangle	<input type="checkbox"/>	<input type="checkbox"/>	<input type="checkbox"/>
 Rhombus	<input type="checkbox"/>	<input type="checkbox"/>	<input type="checkbox"/>
 Parallelogram	<input type="checkbox"/>	<input type="checkbox"/>	<input type="checkbox"/>

At least one response must be selected within each row.

Parent Information. The Smarter Balanced assessment is an online summative assessment that measures a student’s progress toward college/career readiness and is administered at the end of the grade level. This page includes one example of a test item that is found in the **fourth grade** Smarter Balanced Practice test. To experience other test items, visit the Smarter Balanced Practice test website at the following link: <http://sbac.portal.airast.org/practice-test>. **Note:** Some of the topics presented in the practice test may not have been taught in your student’s class yet.

Parent Signature _____