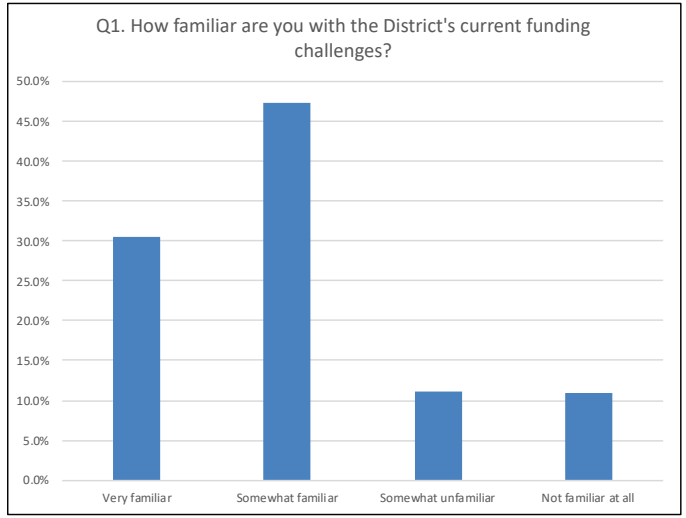




WCSD 2019-20 Community Budget Survey Results

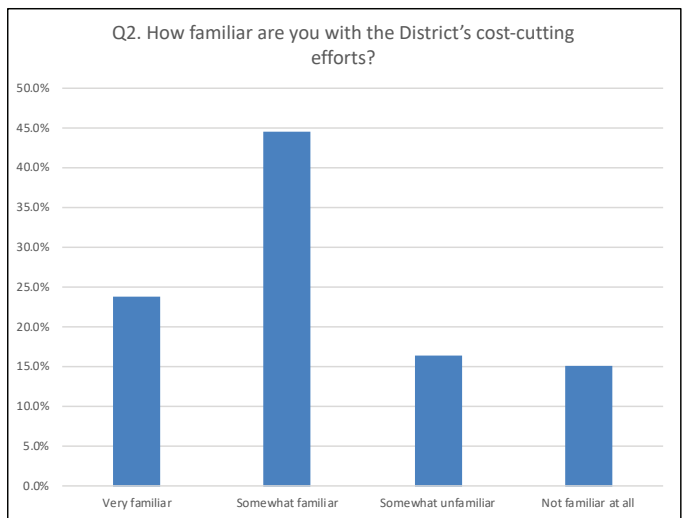
Q1. How familiar are you with the District's current funding challenges?

Answer Choices	Response Percent	Responses
Very familiar	30.6%	1,509
Somewhat familiar	47.4%	2,339
Somewhat unfamiliar	11.1%	549
Not familiar at all	11.0%	542
Answered		4,939
Skipped		-



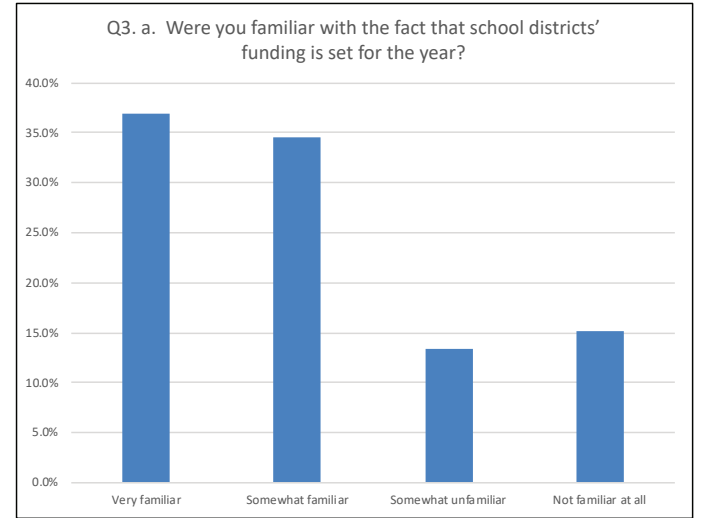
Q2. How familiar are you with the District's cost-cutting efforts?

Answer Choices	Response Percent	Responses
Very familiar	23.9%	1,179
Somewhat familiar	44.6%	2,201
Somewhat unfamiliar	16.4%	809
Not familiar at all	15.2%	750
Answered		4,939
Skipped		-



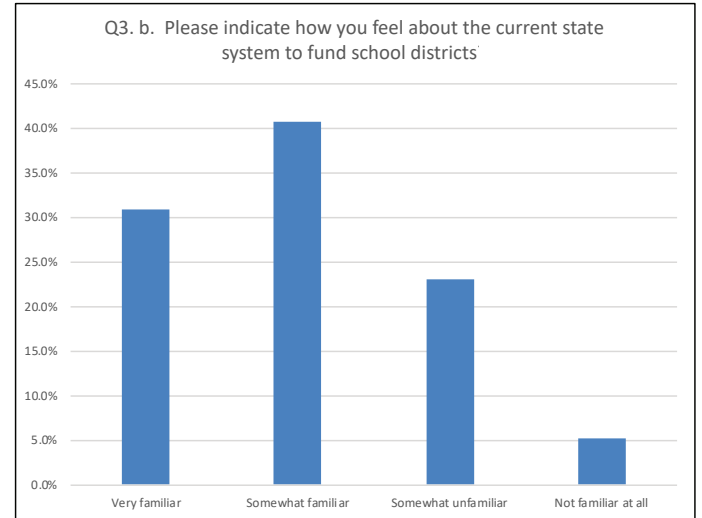
Q3. a. Were you familiar with the fact that school districts' funding is set for the year?

Answer Choices	Response Percent	Responses
Very familiar	37.0%	1,825
Somewhat familiar	34.5%	1,705
Somewhat unfamiliar	13.4%	660
Not familiar at all	15.2%	749
Answered		4,939
Skipped		-



Q3. b. Please indicate how you feel about the current state system to fund school districts

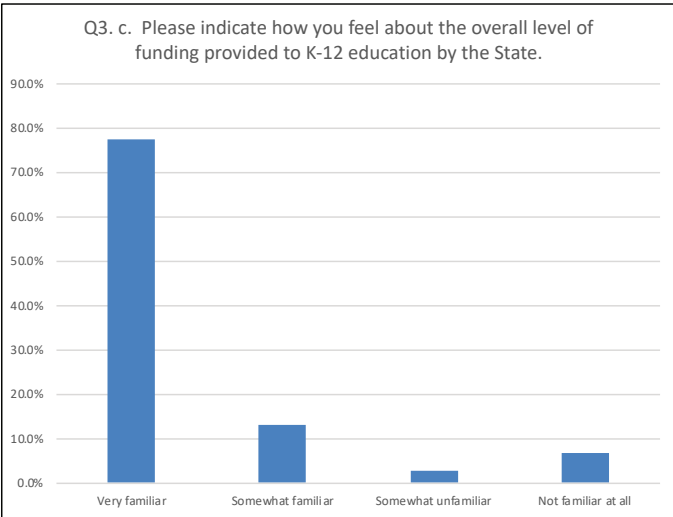
Answer Choices	Response Percent	Responses
Strongly oppose	30.9%	1,525
Somewhat oppose	40.8%	2,013
Somewhat support	23.1%	1,142
Strongly support	5.2%	259
Answered		4,939
Skipped		-



WCSD 2019-20 Community Budget Survey Results

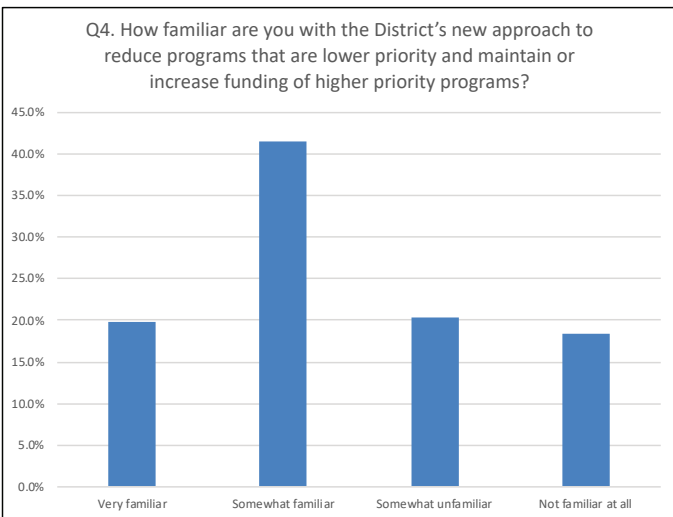
Q3. c. Please indicate how you feel about the overall level of funding provided to K-12 education by the State.

Answer Choices	Response Percent	Responses
It's inadequate	77.3%	3,818
It's adequate	13.1%	646
It's too much	2.9%	142
Do not know	6.7%	333
	Answered	4,939
	Skipped	-



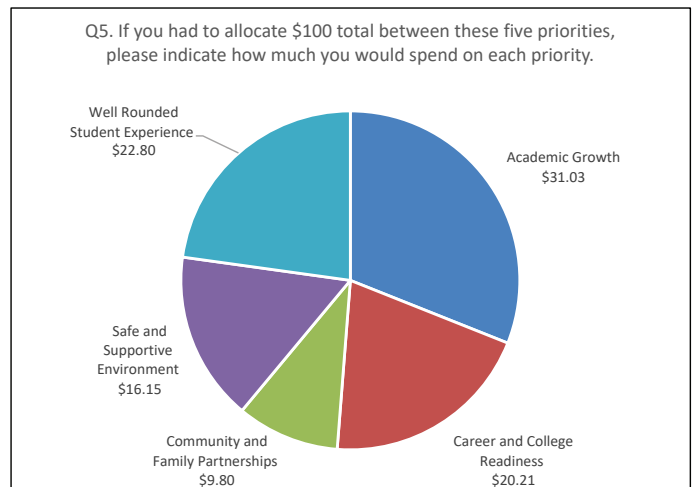
Q4. How familiar are you with the District's new approach to reduce programs that are lower priority and maintain or increase funding of higher priority programs?

Answer Choices	Response Percent	Responses
Very familiar	19.7%	743
Somewhat familiar	41.5%	1,564
Somewhat unfamiliar	20.4%	767
Not familiar at all	18.4%	693
	Answered	3,767
	Skipped	1,172



Q5. If you had to allocate \$100 total between these five priorities, please indicate how much you would spend on each priority.

Answer Choices	Average Number	Total Number	Response Percent	Responses
Academic Growth: This goal focuses on improvement of curriculum and growth in academic achievement and graduation rates.	\$31.03	\$116,904	97.06%	3,655
Career and College Readiness: This goal includes providing pathways to college/careers/military; advanced placement courses; ACT/SAT preparation; and career and technical education courses.	\$20.21	\$76,127	95.78%	3,607
Community and Family Partnerships: Engages families and their children in academic learning at home; fosters partnerships between district/families/community groups; and assists volunteers to support student success.	\$9.80	\$36,935	91.64%	3,451
Safe and Supportive Environment: Promotes a safe and secure learning environment. Includes comprehensive school safety planning; programs to create a climate of belonging; and identifying student risks.	\$16.15	\$60,836	94.74%	3,568
Well Rounded Student Experience: Includes extra-curricular programs, music, and arts; culturally inclusive student programming; and development of civic and personal responsibility.	\$22.80	\$85,898	97.38%	3,666



WCSD 2019-20 Community Budget Survey Results

Question 6. Are there other priorities you would like the District to consider funding?

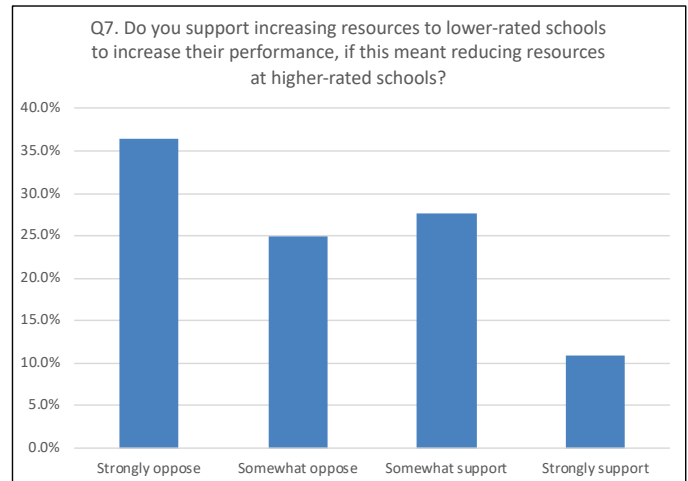
Top 10 response categories

(full responses available online at www.washoeschools.net/budget)

1. Increased salaries and/or better benefits for teachers and support staff
2. Lower class size, hire more teachers and more support staff
3. Cut administrative positions and pay
4. Music and the Arts
5. Physical Education/Athletics and Health Programs
6. Special Education programs and staffing
7. Upgrading technology/classroom supplies/classroom materials and equipment
8. Career and Technical Education (vocational) programs
9. Safety and Security
10. Behavioral Supports/Social and Emotional Learning/Mental Health

Q7. Do you support increasing resources to lower-rated schools to increase their performance, if this meant reducing resources at higher-rated schools?

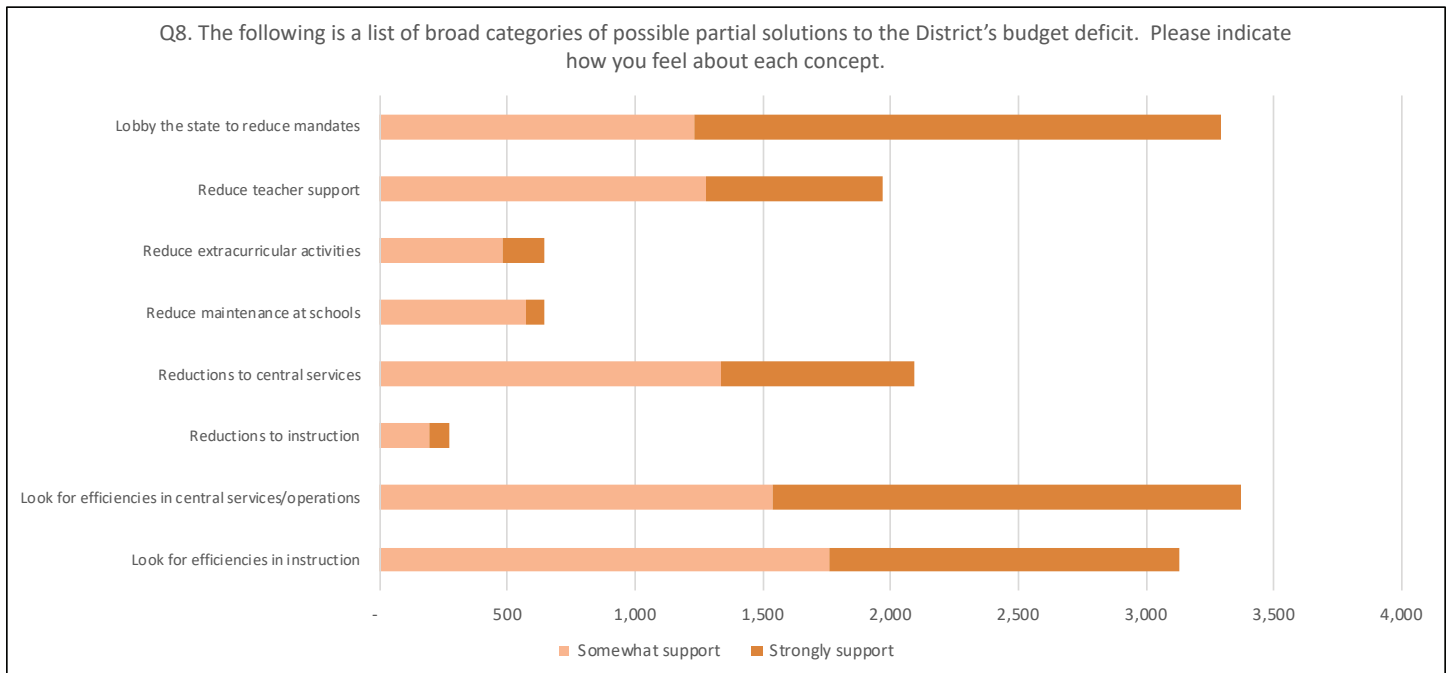
Answer Choices	Response Percent	Responses
Strongly oppose	36.4%	1,372
Somewhat oppose	24.9%	938
Somewhat support	27.7%	1,043
Strongly support	11.0%	414
Answered		3,767
Skipped		1,172



WCSD 2019-20 Community Budget Survey Results

Q8. The following is a list of broad categories of possible partial solutions to the District's budget deficit. Please indicate how you feel about each concept.

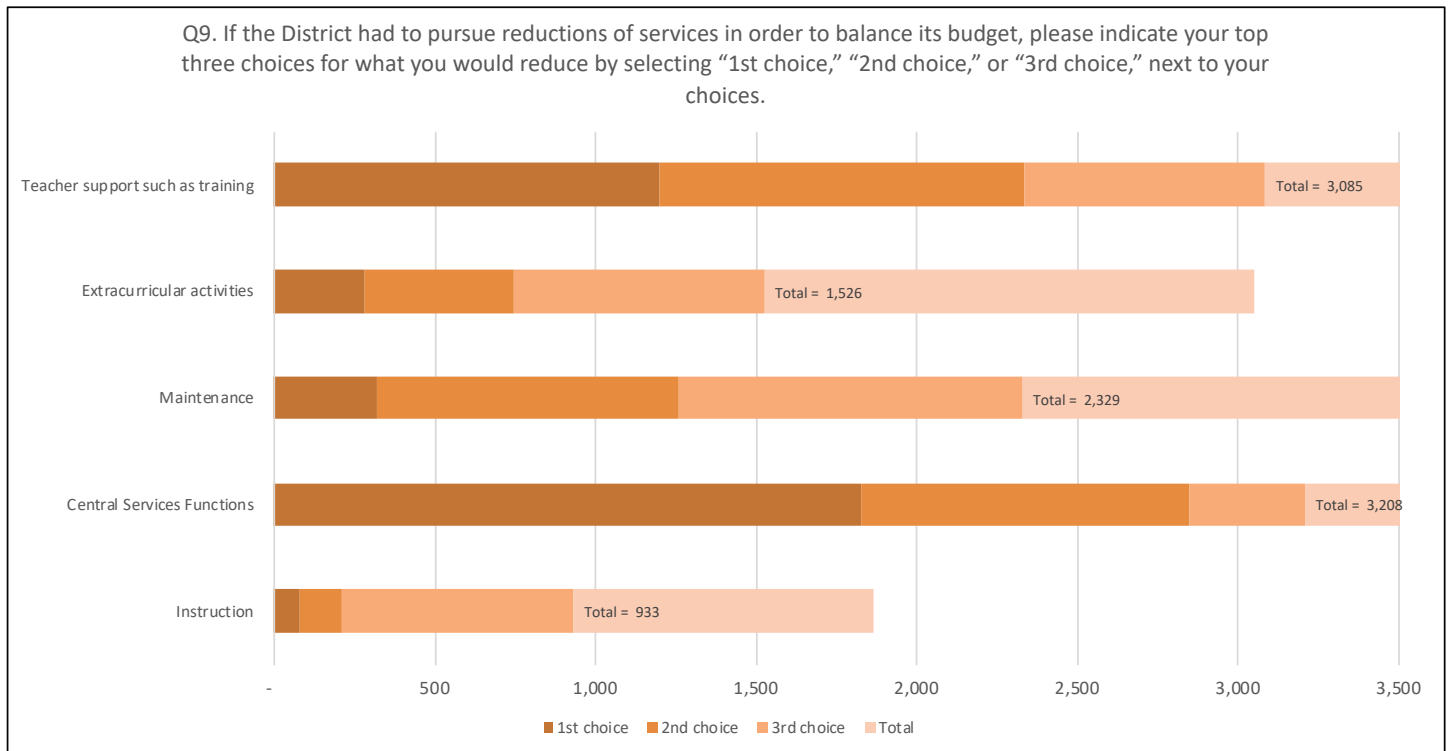
Answer Choices	Strongly oppose	Somewhat oppose	Somewhat support	Strongly support	Total
Efficiencies: Look for efficiencies in the area of instruction as long as that does not reduce the level of service to students	278	363	1,757	1,369	3,767
Efficiencies: Look for efficiencies in the area of central services and operations such as continuing to install energy-efficient lighting, reducing redundant programs, and using technology to replace labor-intensive functions.	129	269	1,537	1,832	3,767
Reductions: Make reductions in the area of instruction such as increasing class sizes, stretching classroom expenses and possibly cutting support staff at school sites. This would likely result in reduced instructional services to students.	3,036	458	192	81	3,767
Reductions: Make reductions to central services functions, such as accounting, human resources, and technology services department, some of which are required due to mandates. This would likely result in reduced services to schools, students, and parents.	651	1,023	1,335	758	3,767
Reductions: Reduce maintenance of schools. This likely will result in reduced services to schools and/or lower maintenance of schools.	1,678	1,447	570	72	3,767
Reductions: Reduce extracurricular activities such as athletics, arts, and elective courses beyond state minimum requirements. This will result in reduced opportunities for students.	2,268	852	479	168	3,767
Reductions: Reduce teacher support such as professional development and training. This would likely result in reduced training hours for teachers.	907	891	1,276	693	3,767
Other: Lobby the State to reduce mandates such as for testing and give school districts more flexibility in how they can spend their money, while holding districts accountable for results.	196	277	1,233	2,061	3,767
				Answered	3,767
				Skipped	1,172



WCSD 2019-20 Community Budget Survey Results

Q9. If the District had to pursue reductions of services in order to balance its budget, please indicate your top three choices for what you would reduce by selecting "1st choice," "2nd choice," or "3rd choice," next to your choices.

Answer Choices	1st Choice	2nd Choice	3rd Choice	Total
Make reductions in the area of instruction such as increasing class sizes, stretching classroom expenses and possibly cutting support staff at school sites. This would likely result in reduced instructional services to students.	78	130	725	933
Make reductions to central services functions, such as accounting, human resources, and technology services department, some of which are required due to mandates. This would likely result in reduced services to schools, students, and parents.	1,825	1,020	363	3,208
Reduce maintenance of schools. This would likely result in reduced services to schools and/or lower maintenance of schools.	317	941	1,071	2,329
Reduce extracurricular activities such as athletics, arts, and elective courses beyond state minimum requirements. This will result in reduced opportunities for students.	282	466	778	1,526
Reduce teacher support such as professional development and training. This would likely result in reduced training hours for teachers.	1,198	1,139	748	3,085
			Answered	3,767
			Skipped	1,172

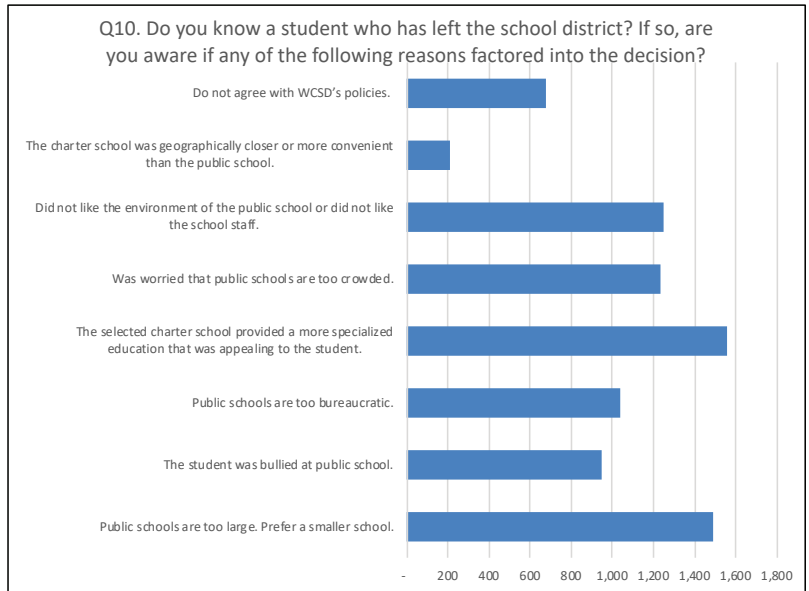


WCSD 2019-20 Community Budget Survey Results

Q10. Do you know a student who has left the school district? If so, are you aware if any of the following reasons factored into the decision?

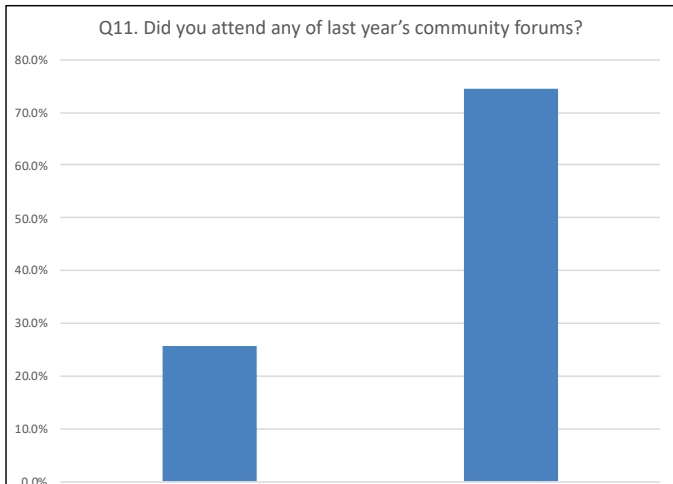
(open-ended responses to Question 10 available online at www.washoeschools.net/budget)

Answer Choices	Responses
Public schools are too large. Prefer a smaller school.	1,487
The student was bullied at public school.	949
Public schools are too bureaucratic.	1,035
The selected charter school provided a more specialized education that was appealing to the student.	1,557
Was worried that public schools are too crowded.	1,231
Did not like the environment of the public school or did not like the school staff.	1,248
The charter school was geographically closer or more convenient than the public school.	212
Do not agree with WCSD's policies.	675
Answered	2,888
Skipped	2,051



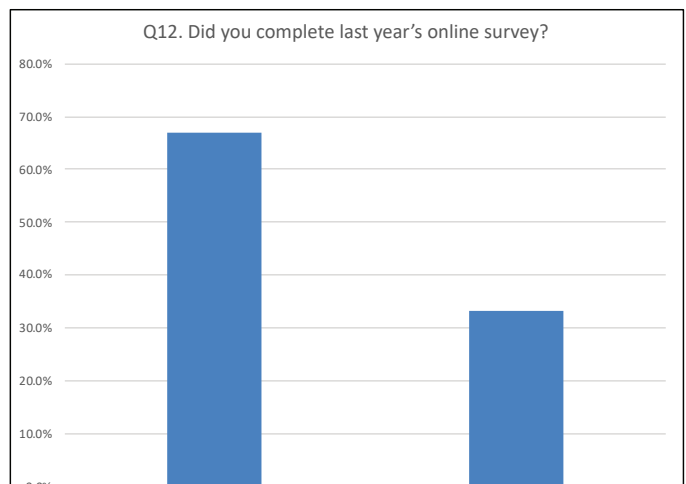
Q11. Did you attend any of last year's community forums?

Answer Choices	Response	
	Percent	Responses
Yes	25.7%	950
No	74.3%	2,751
	Answered	3,701
	Skipped	1,238



Q12. Did you complete last year's online survey?

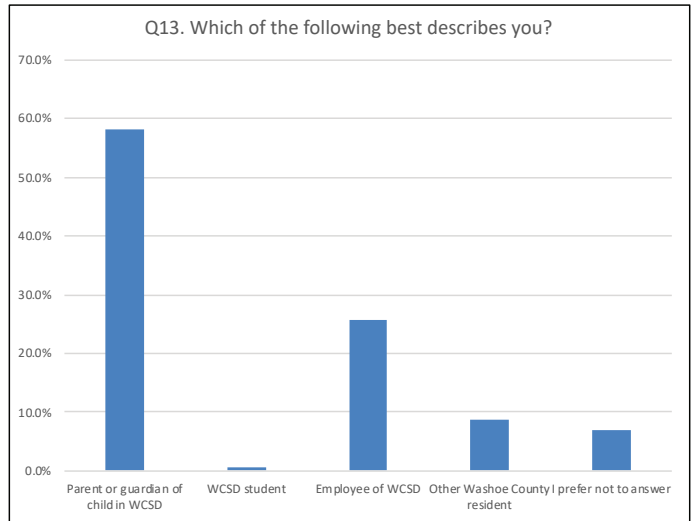
Answer Choices	Response	
	Percent	Responses
Yes	66.8%	2,467
No	33.2%	1,224
	Answered	3,691
	Skipped	1,248



WCSD 2019-20 Community Budget Survey Results

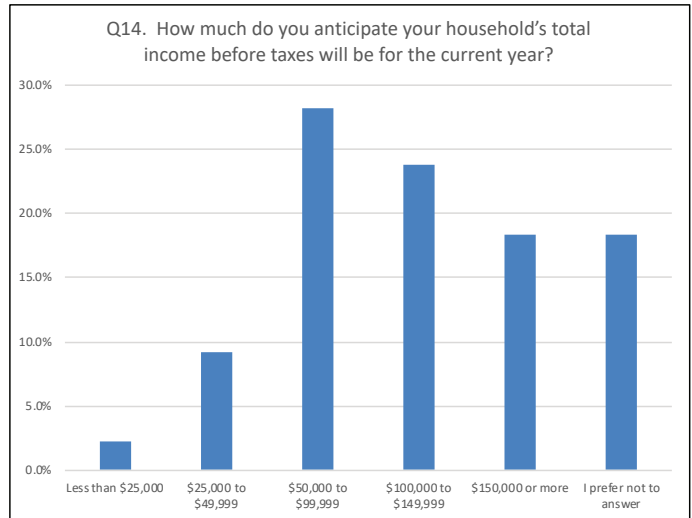
Q13. Which of the following best describes you?

Answer Choices	Response Percent	Responses
Parent or guardian of child in WCSD	58.0%	2,388
WCSD student	0.6%	24
Employee of WCSD	25.7%	1,060
Other Washoe County resident	8.6%	354
I prefer not to answer	7.1%	291
Answered		4,117
Skipped		1,209



Q14. How much do you anticipate your household's total income before taxes will be for the current year?

Answer Choices	Response Percent	Responses
Less than \$25,000	2.2%	83
\$25,000 to \$49,999	9.2%	340
\$50,000 to \$99,999	28.2%	1,048
\$100,000 to \$149,999	23.8%	884
\$150,000 or more	18.3%	680
I prefer not to answer	18.3%	679
Answered		3,714
Skipped		1,225



Q15. What is your ethnicity/race?

Answer Choices	Response Percent	Responses
American Indian	0.9%	34
Asian	2.2%	81
African American	0.6%	23
Hispanic	5.8%	214
White	63.2%	2,339
Pacific Island	0.4%	14
More than one ethnicity/race	5.8%	215
I prefer not to answer	21.1%	783
Answered		3,703
Skipped		1,236

